

KEY PLAN

ROOF FRAMING PLAN - BUILDING "1"

- NOTES :
1. TOP OF STEEL ELEVATIONS (+x'-x") ON PLAN ARE TAKEN FROM DATUM FIN. FLOOR EL.+0'-0" (ACTUAL EL.=101.03')
  2. "BP" INDICATES BEARING PLATES. (SEE DWG. E32)
  3. "(S)" INDICATES SLOPING MEMBERS.
  4. "NL" INDICATES NEW LINTEL IN EXISTING WALL REFER TO TYPICAL DETAIL SEE E30
  5. "M.S.T." INDICATES METAL STUD TRUSSES. COORD. SLOPES, DIMENSIONS AND CONFIGURATIONS w/ ARCHITECTURAL DWG.
  6. FOR PERIMETER LOOSE LINTEL, SEE DWG. E9
  7. "TI" DENOTES ARCH. FEATURE, SEE DWG. E33 FOR TYPICAL DETAIL
  8. "X" INDICATES JOIST SEAT DEPTH

GENERAL NOTES:

**MATERIAL**  
 WF: A992 Gr.50  
 HSS RECTANGULAR/SQUARE: A500 Gr.B Fy=46 ksi  
 HSS ROUND: A53 Gr.B Fy=42 ksi  
 BALANCE: A36

**SHOP CONNECTION**  
 WELDED: E70xx  
 BOLTED: A325-N

**FIELD CONNECTION**  
 WELDED: AS SHOWN ON PLAN  
 BOLTED: A325-N (UNLESS NOTED ON PLAN)  
 TIGHTENED TO "SNUG TIGHT" CONDITION

**FINISH**  
 ONE COAT ALKYLID RUST INHIBITIVE PRIMER (UNLESS NOTED)  
 NO PAINT STEEL TO RECEIVE FIREPROOFING  
 NO PAINT WITHIN 3" OF HOLES FOR SLIP CRITICAL BOLTS  
 GALVANIZE ALL STEEL EXPOSED TO WEATHER  
 ALL STEEL IN EXT. UNHEATED SPACES OR EXPOSED TO WEATHER SHALL BE POWER TOOL CLEANED AND PAINTED W/ AN OIL BASE PAINT

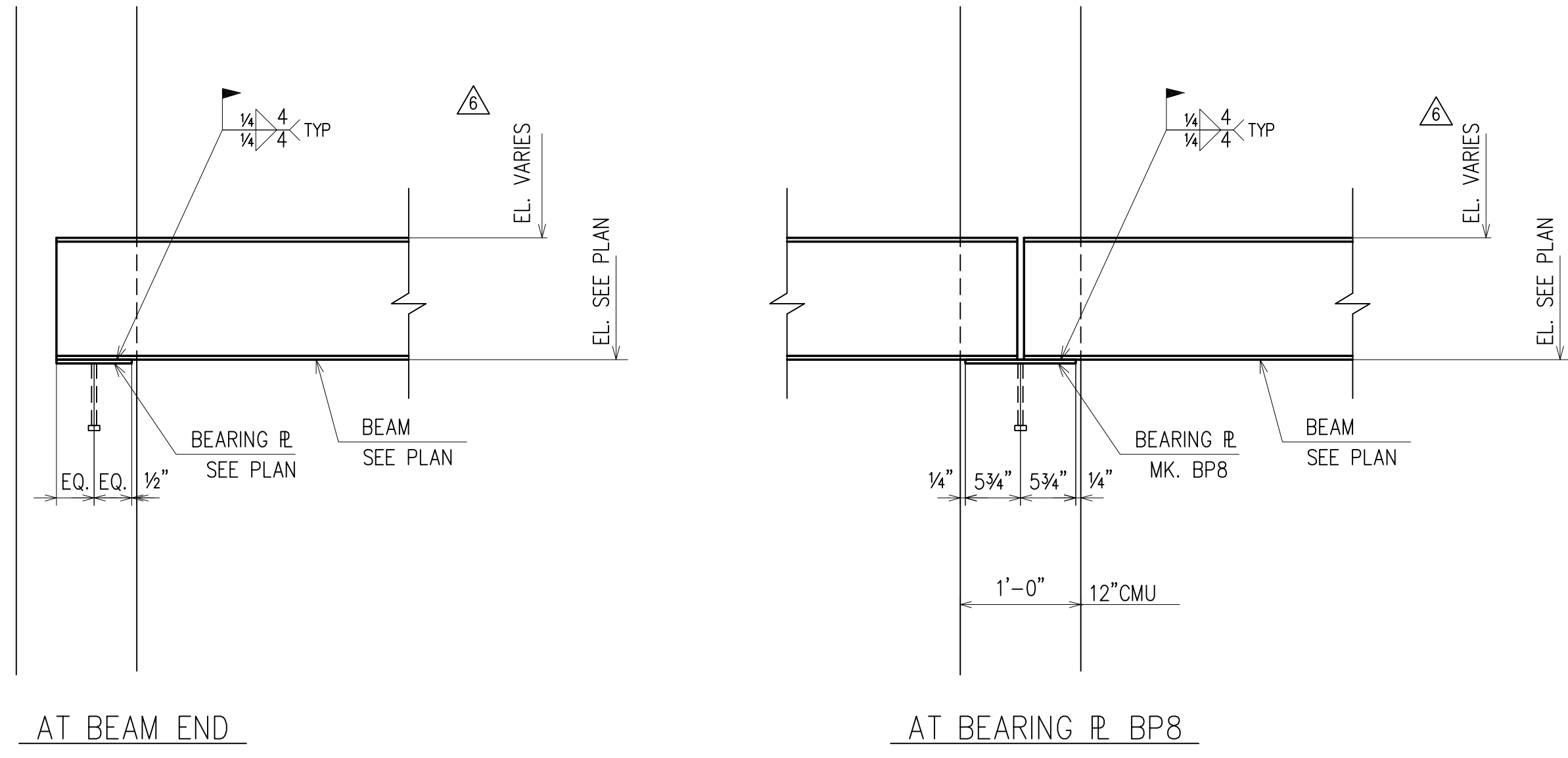
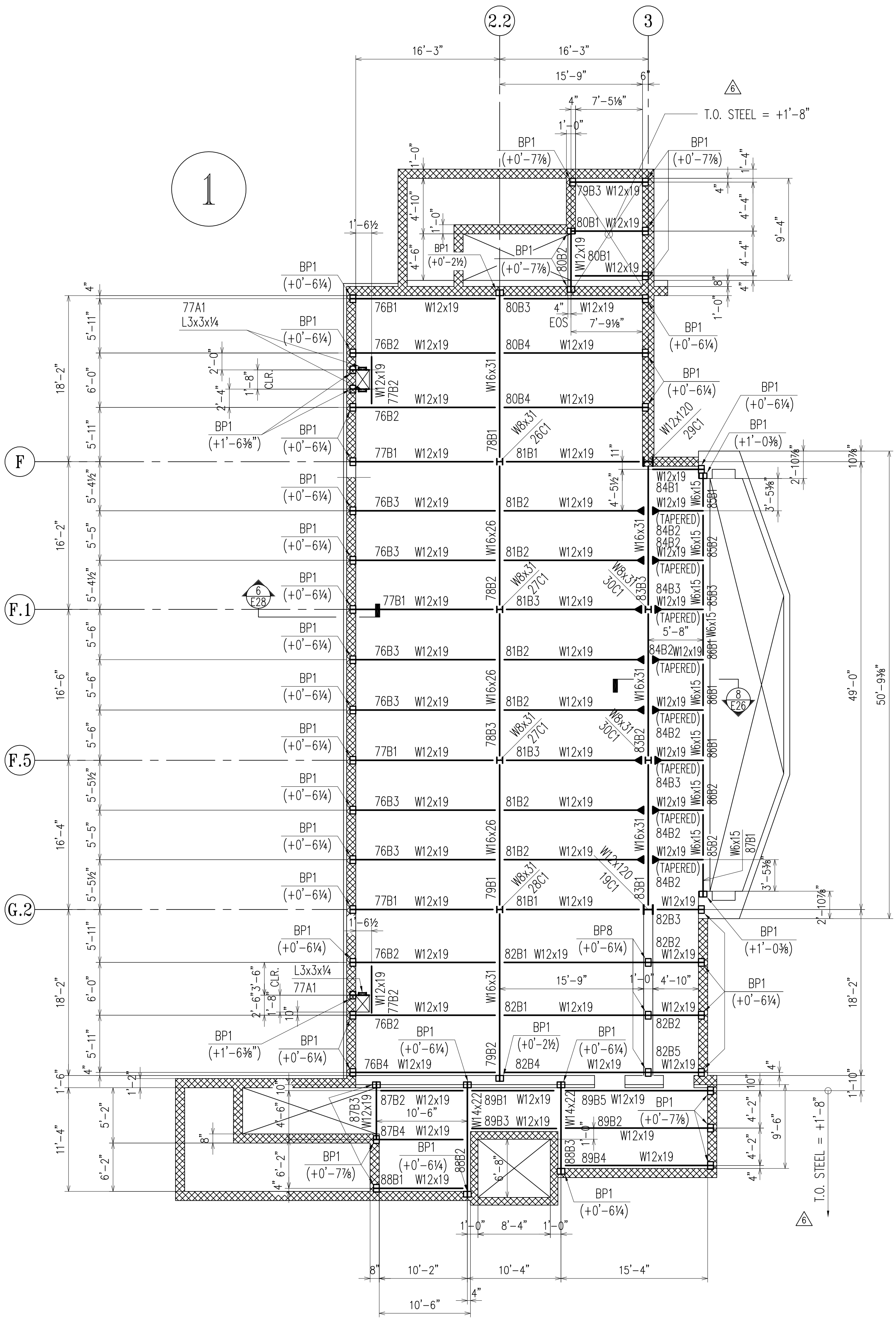
MATCH LINE  
 SEE DWG E4

APPROVAL/REVIEW AUTHORITY:  
 PLEASE REVIEW THIS DRAWING CAREFULLY. IT REPRESENTS OUR INTERPRETATION OF THE INTENT OF THE CONTRACT DOCUMENTS. HOWEVER, THE STEEL FABRICATOR AND THE STRUCTURAL STEEL DETAILER ASSUME NO RESPONSIBILITY FOR THE ACCURACY OF THE INFORMATION SHOWN ON THIS DRAWING. THIS IS THE RESPONSIBILITY OF THE BUYER.  
 IT WILL BE ASSUMED THAT ALL INFORMATION SHOWN HEREIN HAS THE AFFIRMATION OF THE APPROVAL AUTHORITY UNLESS NOTED TO THE CONTRARY ON THIS DRAWING WHEN IT IS RETURNED FOR APPROVAL.  
 SUBSEQUENT CHANGES TO INFORMATION SHOWN ON THESE DRAWINGS AFTER FIRST SUBMISSION WILL BE CONSIDERED AS CONTRACT CHANGES.  
 ADAPTED BY THE NATIONAL INSTITUTE OF STEEL DESIGNING 1977.

PAIN:	1/28 PER CHECK	5/20 PER FIELD INFO.	FOR FIELD
MATERIAL:	11/24 ADD MARKINGS	4/14 PC MARKS / SK1-032210	4th APPVL
HOLES:	11/06 ADD DERRICKS	3/5/10 PER REVISED RTU'S	3rd APPVL
ELECTRODES:	10/30 FOR APPROVAL	2/18/10/ ROOF OPENING INFO	2nd APPVL
TOTAL WEIGHT	NO DATE	DESCRIPTION	NO DATE
SC	BC	BSCC	REVISIONS
CUSTOMER:	CHERRY STEEL CORP.		

DRAWINGS PREPARED BY:  
 DIVISION FIVE DETAILING INC.  
 1810 Gallagher Drive  
 Vineland, New Jersey 08360  
 Phone: (856) 794-9474  
 Fax: (856) 696-2027

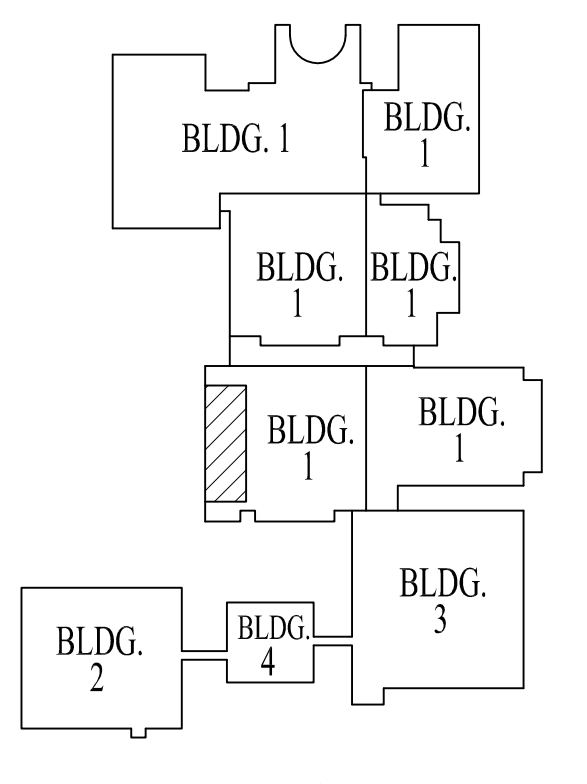
DRAFTER	D5	PROJECT:	ATLANTIC COUNTY INSTITUTE OF TECHNOLOGY	CONTRACT NO.	415
DATE	9/28/09	LOCATION:	MAYS LANDING, NJ	DWG NO	E1
CHECKED	BCF	DWG TITLE:	ROOF FRAMING PLAN-BUILDING "1"		
DATE	1/28/10				



TYPICAL BEARING PLATE SECTION

(SEQ. 1)  
STAGE FRAMING PLAN - BUILDING "I"

- NOTES :
1. TOP OF STEEL ELEVATIONS ARE (+1'-6 3/8") U.N.O ON PLAN TAKEN FROM DATUM FIN. FLOOR EL.+0'-0" (ACTUAL EL.=101.03")
  2. "BP" INDICATES BEARING PLATES. SEE DWG E32 FOR SCHEDULE.
  3. ▴ DENOTES GRAVITY MOMENT CONNECTION, SEE DWG E31
  4. SEE GENERAL NOTES ON DWG E1



KEY PLAN

APPROVAL/REVIEW AUTHORITY:  
PLEASE REVIEW THIS DRAWING CAREFULLY. IT REPRESENTS OUR INTERPRETATION OF THE INTENT OF THE CONTRACT DOCUMENTS. HOWEVER, THE STEEL FABRICATOR AND THE STRUCTURAL STEEL DETAILER ASSUME NO RESPONSIBILITY FOR THE ACCURACY OF THE INFORMATION SHOWN ON THIS DRAWING. THIS IS THE RESPONSIBILITY OF THE BUYER.

IT WILL BE ASSUMED THAT ALL INFORMATION SHOWN HEREIN HAS THE AFFIRMATION OF THE APPROVAL AUTHORITY UNLESS NOTED TO THE CONTRARY ON THIS DRAWING WHEN IT IS RETURNED FROM APPROVAL.

SUBSEQUENT CHANGES TO INFORMATION SHOWN ON THESE DRAWINGS AFTER FIRST SUBMISSION WILL BE CONSIDERED AS CONTRACT CHANGES.

ADOPTED BY THE NATIONAL INSTITUTE OF STEEL DETAILING 1977.

SC	BC	BCSC	NO	DATE	DESCRIPTION	NO	DATE	DESCRIPTION	DATE	ISSUE
			12/16		ELEVATION CHANGE					FOR FIELD
			12/07		ADD MARKINGS		3/3	PER CHECK		4th APPVL
			11/06		ADD DERRICKS		2/13	PER RECD'D INFO.		3rd APPVL
			10/30		FOR APPROVAL		1/27/10	PER CHECK		2nd APPVL
			NO DATE							1st APPVL

DRAWINGS PREPARED BY:  
DIVISION FIVE DETAILING INC.  
1810 Gallagher Drive  
Vineland, New Jersey 08360  
Phone: (856) 794-9474  
Fax: (856) 696-2027

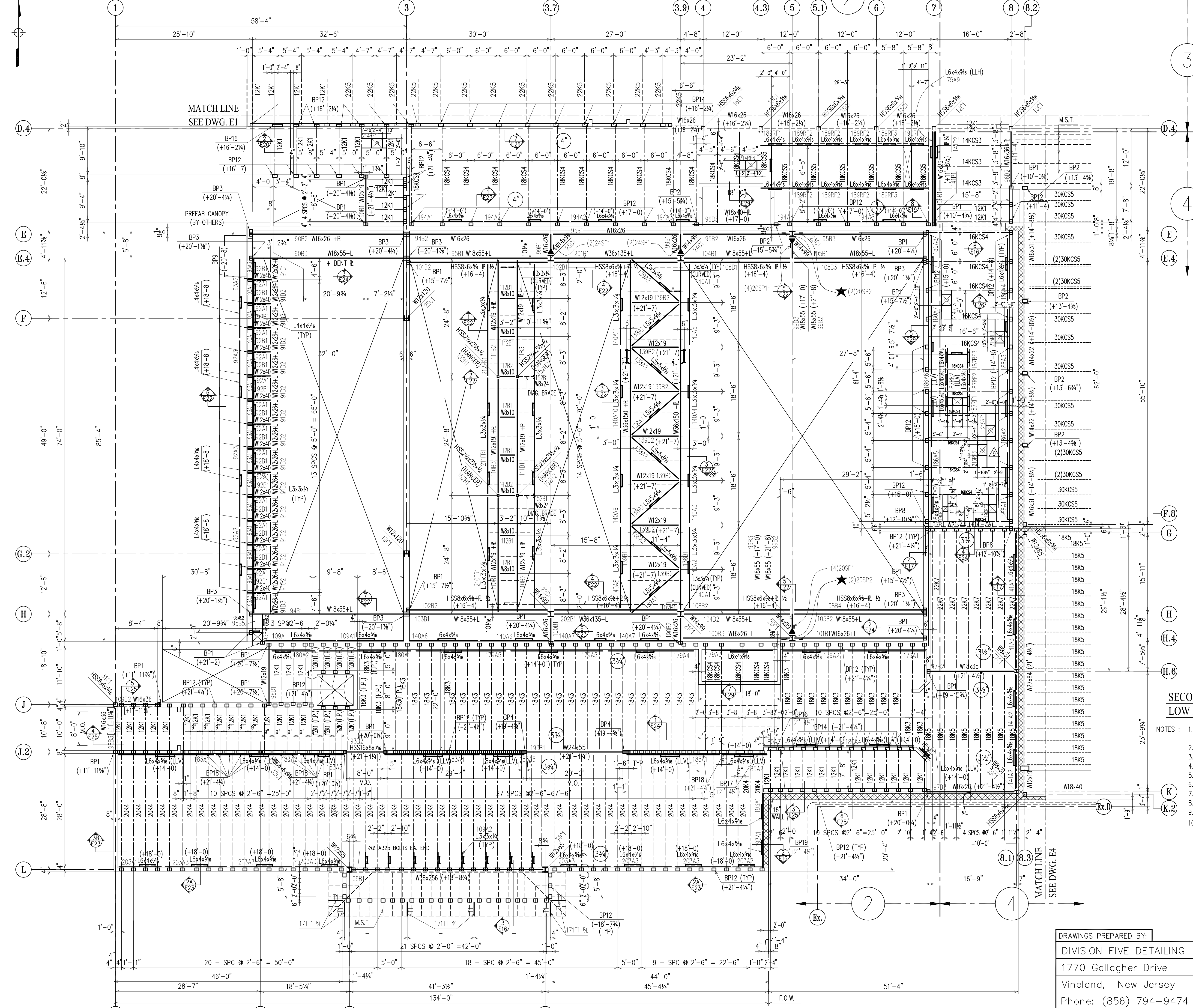
CUSTOMER:  
**CHERRY STEEL CORP.**

DRAFTER DS  
DATE 9/28/09  
CHECKED BCF  
DATE 1/27/10

PROJECT: ATLANTIC COUNTY INSTITUTE OF TECHNOLOGY  
LOCATION: MAYS LANDING, NJ  
DWG TITLE: STAGE FRAMING PLAN - BUILDING "I"

CONTRACT NO 415  
DWG NO E2

NORTH



**SECOND FLOOR FRAMING & LOW ROOF FRAMING PLAN - BUILDING "11"**

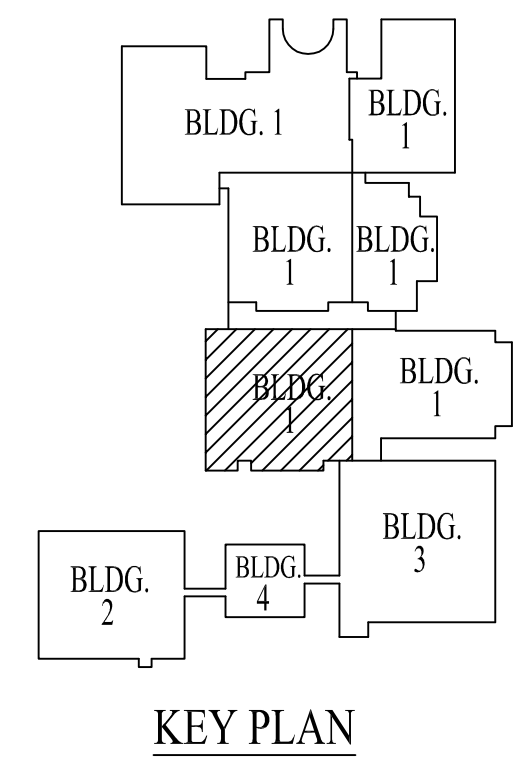
- NOTES :
1. TOP OF STEEL ELEVATIONS ARE (+21'-8") U.N.O ON PLAN TAKEN FROM DATUM FIN. FLOOR EL.+0'-0" (ACTUAL EL.=101.03')
  2. "BP" INDICATES BEARING PLATES SEE DWG E32 FOR SCHEDULE
  3. [x-x'] DENOTES BOTTOM OF STEEL ELEVATION
  4. PROVIDE 3/4" DEEP JOIST SEAT FOR FLOOR JOISTS, TYP. U.N.O. (X)
  5. M.S.T. INDICATES METAL STUD TRUSSES
  6. SEE DWG. E10 FOR LINTEL PLAN
  7. T1 DENOTES ARCHITECTURAL FEATURE, SEE DWG E33 FOR TYPICAL DETAIL
  8. SEE GENERAL NOTES ON DWG E1.
  9. (F.P.)... DENOTES MEMBER TO RECEIVE SPRAY ON FIREPROOFING
  10. ★...DENOTES 3/8" A325 BOLTS REQUIRED IN TOP AND BOTTOM FLG CONNECTIONS.

APPROVAL/REVIEW AUTHORITY:  
PLEASE REVIEW THIS DRAWING CAREFULLY. IT REPRESENTS OUR INTERPRETATION OF THE INTENT OF THE CONTRACT DOCUMENTS. HOWEVER, THE STEEL FABRICATOR AND THE STRUCTURAL STEEL DETAILER ASSUME NO RESPONSIBILITY FOR THE ACCURACY OF THE INFORMATION SHOWN ON THIS DRAWING. THIS IS THE RESPONSIBILITY OF THE BUYER.

IT WILL BE ASSUMED THAT ALL INFORMATION SHOWN HEREIN HAS THE AFFIRMATION OF THE APPROVAL AUTHORITY UNLESS NOTED TO THE CONTRARY ON THIS DRAWING WHEN IT IS RETURNED FROM APPROVAL.

SUBSEQUENT CHANGES TO INFORMATION SHOWN ON THESE DRAWINGS AFTER FIRST SUBMISSION WILL BE CONSIDERED AS CONTRACT CHANGES.

ADOPTED BY THE NATIONAL INSTITUTE OF STEEL DETAILING 1977.

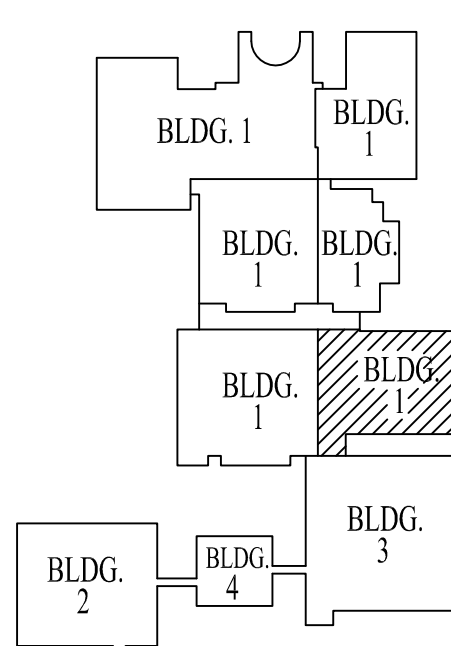


DRAWINGS PREPARED BY:  
DIVISION FIVE DETAILING INC.  
1770 Gallagher Drive  
Vineland, New Jersey 08360  
Phone: (856) 794-9474  
Fax: (856) 696-2027

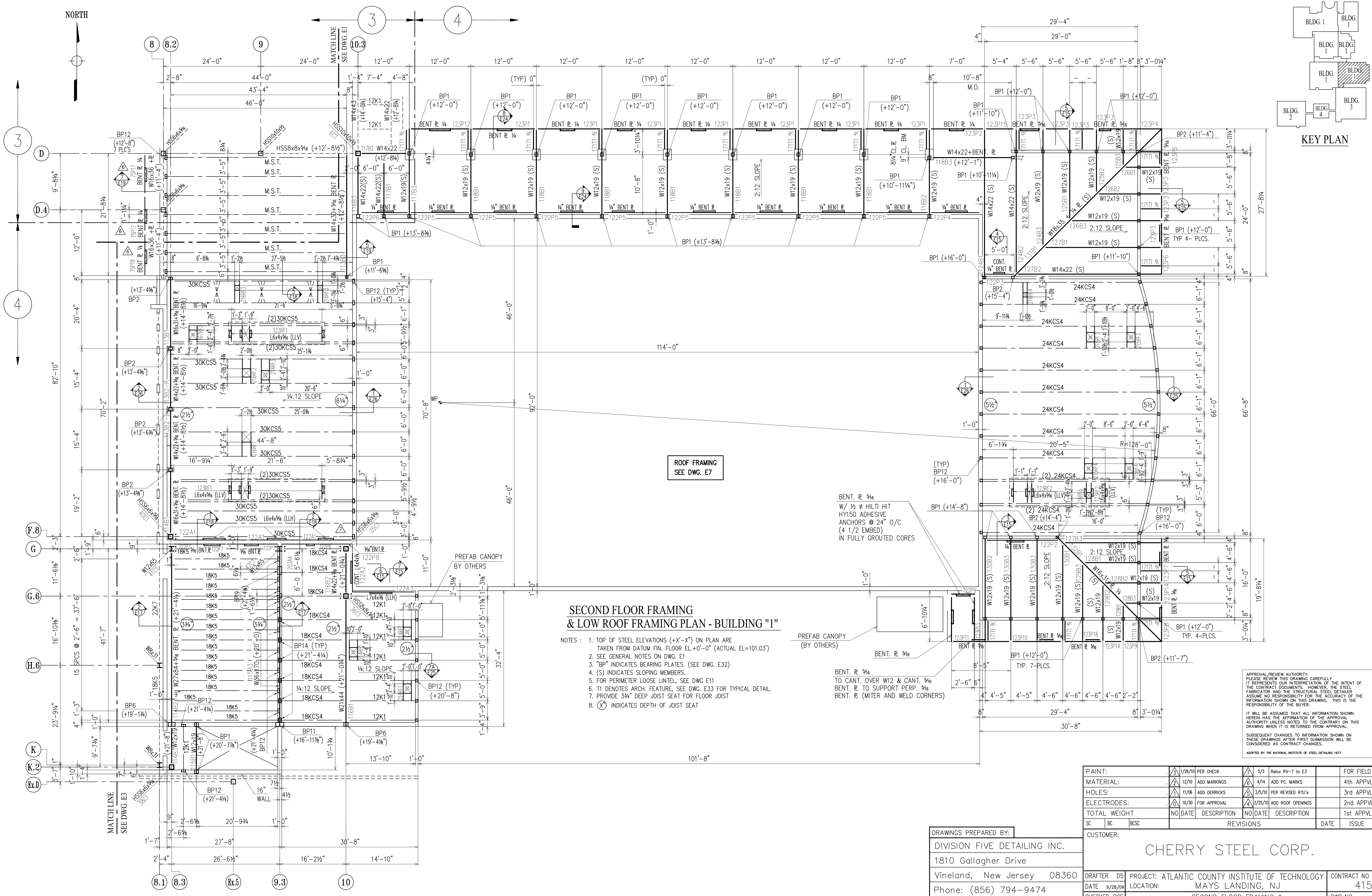
SC	BC	BSC	REVISIONS	DATE	ISSUE
△	2/1	Per Appvl/chk	△	5/3/10 Relocate RV-7 Opening	FOR FIELD
△	12/07	ADD MARKINGS	△	3/12/10 PER REVISED VENTS	4th APPVL
△	11/06	ADD DERRICKS	△	5/5/10 PER REVISED RTU's	3rd APPVL
△	10/30	FOR APPROVAL	△	2/19/10 ADD ROOF DRAINS	2nd APPVL
△	NO DATE	DESCRIPTION	△	2/10 PER CHECK	1st APPVL

CUSTOMER:		REVISIONS		DATE	ISSUE
CHERRY STEEL CORP.					
DRAFTER	D5	PROJECT:	ATLANTIC COUNTY INSTITUTE OF TECHNOLOGY	CONTRACT NO.	415
DATE	9/28/09	LOCATION:	MAYS LANDING, NJ	DWG TITLE:	SECOND FLOOR FRAMING & LOW ROOF FRAMING PLAN - BUILDING "11"
CHECKED	09			DWG NO.	E.3
DATE	2/1/10				

NORTH



KEY PLAN



ROOF FRAMING  
SEE DWG. E7

### SECOND FLOOR FRAMING & LOW ROOF FRAMING PLAN - BUILDING "1"

- NOTES :
1. TOP OF STEEL ELEVATIONS (+X'-X") ON PLAN ARE TAKEN FROM DATUM FIN. FLOOR EL.+0'-0" (ACTUAL EL.=101.03')
  2. SEE GENERAL NOTES ON DWG. E1
  3. "BP" INDICATES BEARING PLATES. (SEE DWG. E32)
  4. (S) INDICATES SLOPING MEMBERS.
  5. FOR PERIMETER LOOSE LINTEL, SEE DWG. E11
  6. TI DENOTES ARCH. FEATURE, SEE DWG. E33 FOR TYPICAL DETAIL.
  7. PROVIDE 3/4" DEEP JOIST SEAT FOR FLOOR JOIST
  8. (X) INDICATES DEPTH OF JOIST SEAT

BENT. R. 5/16  
W/ 1/2" HILTI HIT  
HY150 ADHESIVE  
ANCHORS @ 24" O/C  
(4 1/2" EMBED)  
IN FULLY GROUTED CORES

PREFAB CANOPY  
(BY OTHERS)

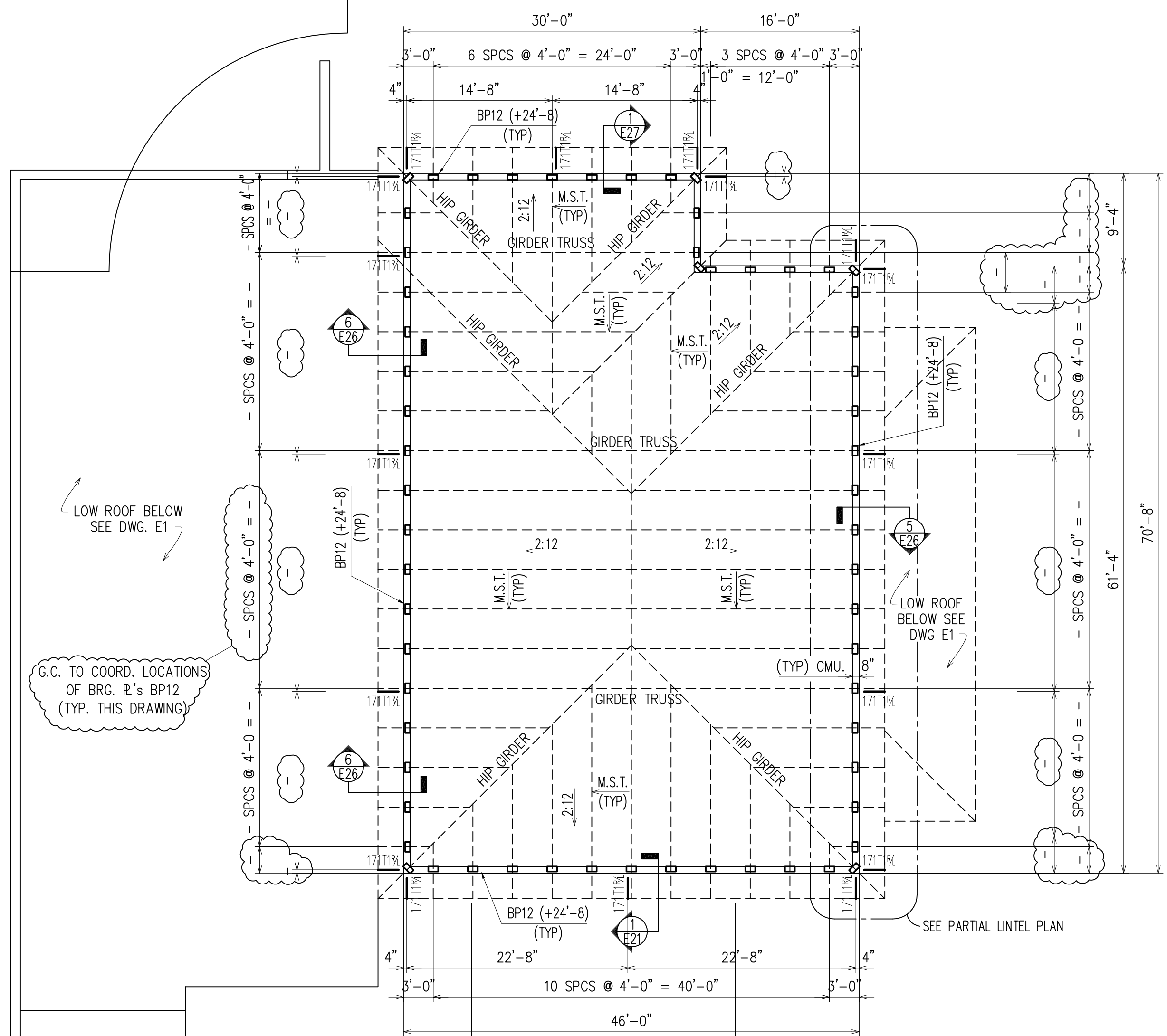
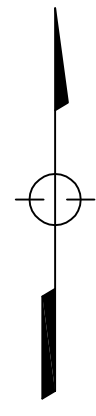
BENT. R. 5/16  
TO CANT. OVER W12 & CANT. 5/16  
BENT. R. TO SUPPORT PERP. 5/16  
BENT. R. (MITER AND WELD CORNERS)

APPROVAL/REVIEW AUTHORITY:  
PLEASE REVIEW THIS DRAWING CAREFULLY.  
IT REPRESENTS OUR INTERPRETATION OF THE INTENT OF THE CONTRACT DOCUMENTS. HOWEVER, THE STEEL FABRICATOR AND THE STRUCTURAL STEEL DETAILER ASSUME NO RESPONSIBILITY FOR THE ACCURACY OF THE INFORMATION SHOWN ON THIS DRAWING. THIS IS THE RESPONSIBILITY OF THE BUYER.  
  
IT WILL BE ASSUMED THAT ALL INFORMATION SHOWN HEREIN HAS THE AFFIRMATION OF THE APPROVAL AUTHORITY UNLESS NOTED TO THE CONTRARY ON THIS DRAWING WHEN IT IS RETURNED FROM APPROVAL.  
  
SUBSEQUENT CHANGES TO INFORMATION SHOWN ON THESE DRAWINGS AFTER FIRST SUBMISSION WILL BE CONSIDERED AS CONTRACT CHANGES.  
  
ADOPTED BY THE NATIONAL INSTITUTE OF STEEL DETAILING 1977.

DRAWINGS PREPARED BY:	
DIVISION FIVE DETAILING INC.	
1810 Gallagher Drive	
Vineland, New Jersey 08360	
Phone: (856) 794-9474	
Fax: (856) 696-2027	

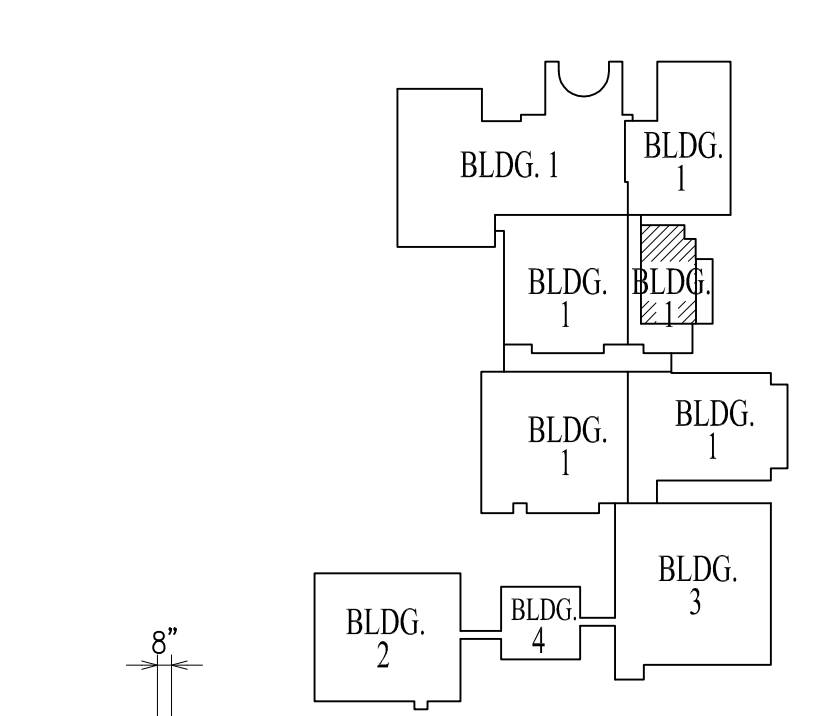
PAINT:		1/28/10	PER CHECK	5/3	Reloc RV-7 to E3	FOR FIELD
MATERIAL:		12/10	ADD MARKINGS	4/14	ADD PC. MARKS	4th APPVL
HOLES:		11/06	ADD DERRICKS	3/5/10	PER REVISED RTU's	3rd APPVL
ELECTRODES:		10/30	FOR APPROVAL	2/25/10	ADD ROOF OPENINGS	2nd APPVL
TOTAL WEIGHT		NO DATE	DESCRIPTION	NO DATE	DESCRIPTION	1st APPVL
SC	BC	BCSC	REVISIONS		DATE	ISSUE
CUSTOMER:						
CHERRY STEEL CORP.						
DRAFTER	D5	PROJECT:	ATLANTIC COUNTY INSTITUTE OF TECHNOLOGY			CONTRACT NO
DATE	9/28/09	LOCATION:	MAYS LANDING, NJ			415
CHECKED	BCF	DWG TITLE:	SECOND FLOOR FRAMING & LOW ROOF FRAMING PLAN-BUILDING "1"			DWG NO
DATE	1/28/10					E.4

NORTH

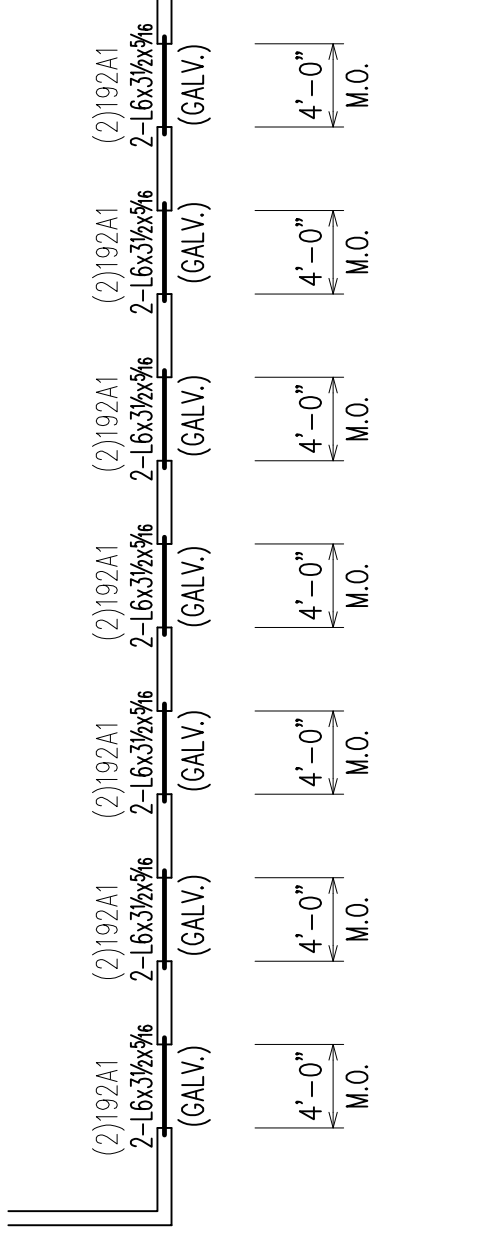


7

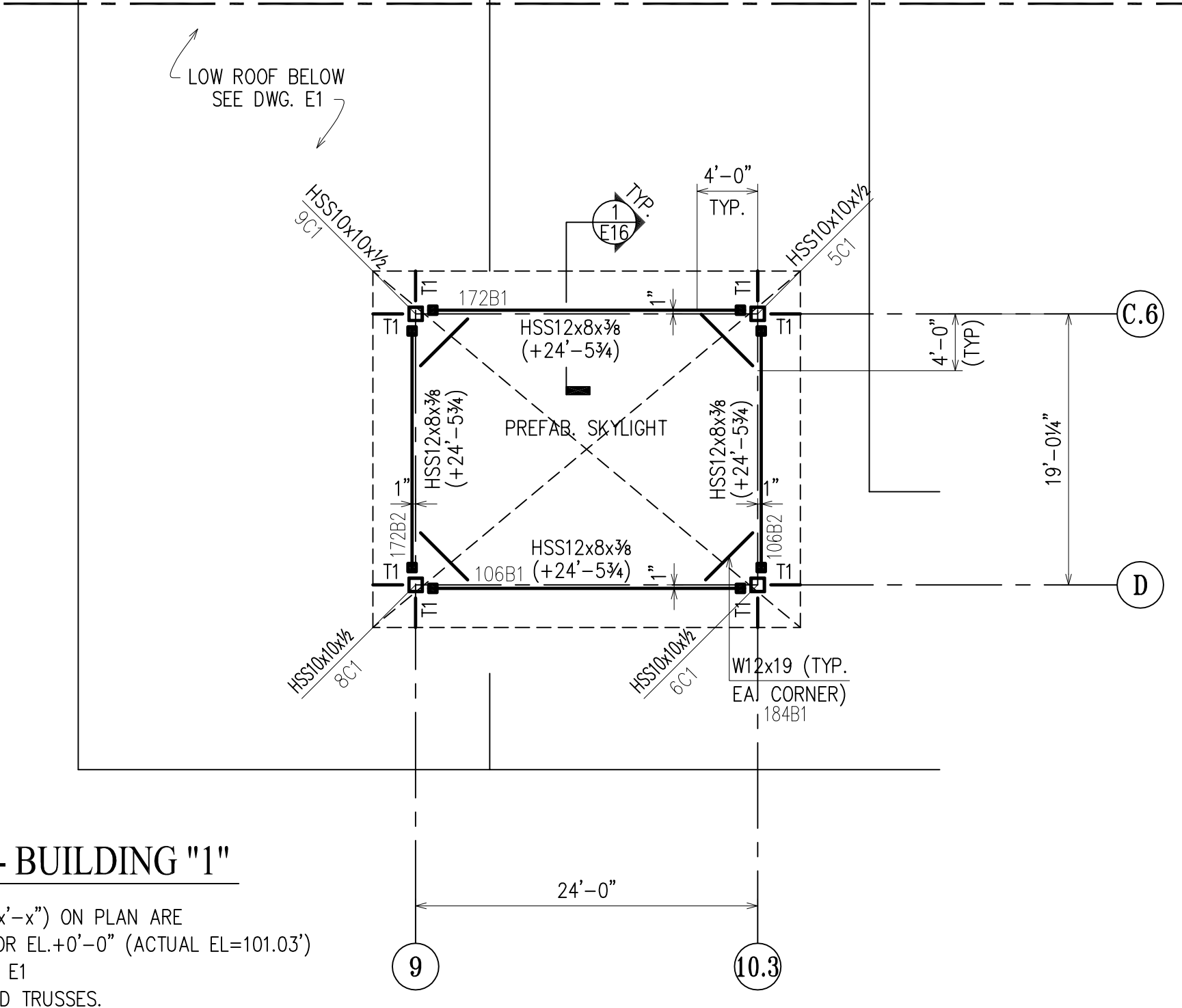
PARTIAL LINTEL PLAN (SEQ. 3)



KEY PLAN



3



ROOF FRAMING PLAN - BUILDING "1"

- NOTES :
1. TOP OF STEEL ELEVATIONS (+x'-x") ON PLAN ARE TAKEN FROM DATUM FIN. FLOOR EL.+0'-0" (ACTUAL EL.=101.03')
  2. SEE GENERAL NOTES ON DWG. E1
  3. "M.S.T." INDICATES METAL STUD TRUSSES.
  4. ■ INDICATES FLEXIBLE MOMENT CONNECTION FOR LATERAL LOADS, SEE TYPICAL DETAIL ON DWG. E35
  5. [X'-X"] INDICATES BOTTOM OF STEEL ELEVATIONS.
  6. T1 DENOTES ARCH. FEATURE, SEE DWG E33 FOR TYPICAL DETAIL.

APPROVAL/REVIEW AUTHORITY:  
 IT REPRESENTS OUR INTERPRETATION OF THE INTENT OF THE CONTRACT DOCUMENTS. HOWEVER, THE STEEL FABRICATOR AND THE STRUCTURAL STEEL DETAILER ASSUME NO RESPONSIBILITY FOR THE ACCURACY OF THE INFORMATION SHOWN ON THIS DRAWING. THIS IS THE RESPONSIBILITY OF THE BUYER.

IT WILL BE ASSUMED THAT ALL INFORMATION SHOWN HEREIN HAS THE AFFIRMATION OF THE APPROVAL AUTHORITY UNLESS NOTED TO THE CONTRARY ON THIS DRAWING WHEN IT IS RETURNED FROM APPROVAL.

SUBSEQUENT CHANGES TO INFORMATION SHOWN ON THESE DRAWINGS AFTER FIRST SUBMISSION WILL BE CONSIDERED AS CONTRACT CHANGES.

ADOPTED BY THE NATIONAL INSTITUTE OF STEEL DETAILING 1977.

DRAWINGS PREPARED BY:  
 DIVISION FIVE DETAILING INC.  
 1810 Gallagher Drive  
 Vineland, New Jersey 08360  
 Phone: (856) 794-9474  
 Fax: (856) 696-2027

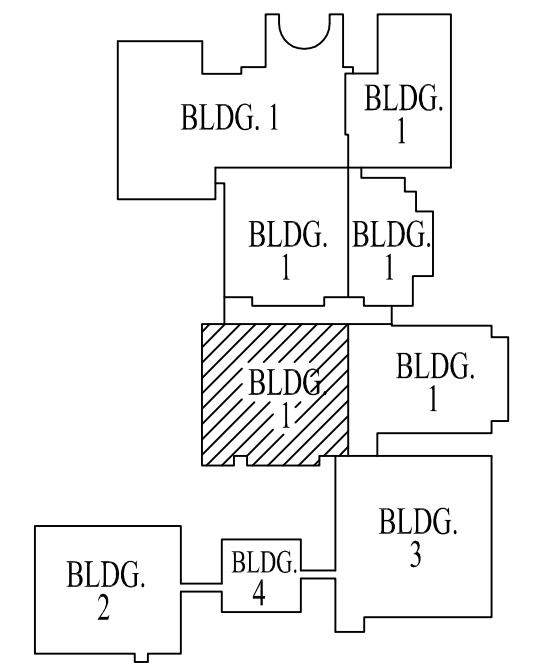
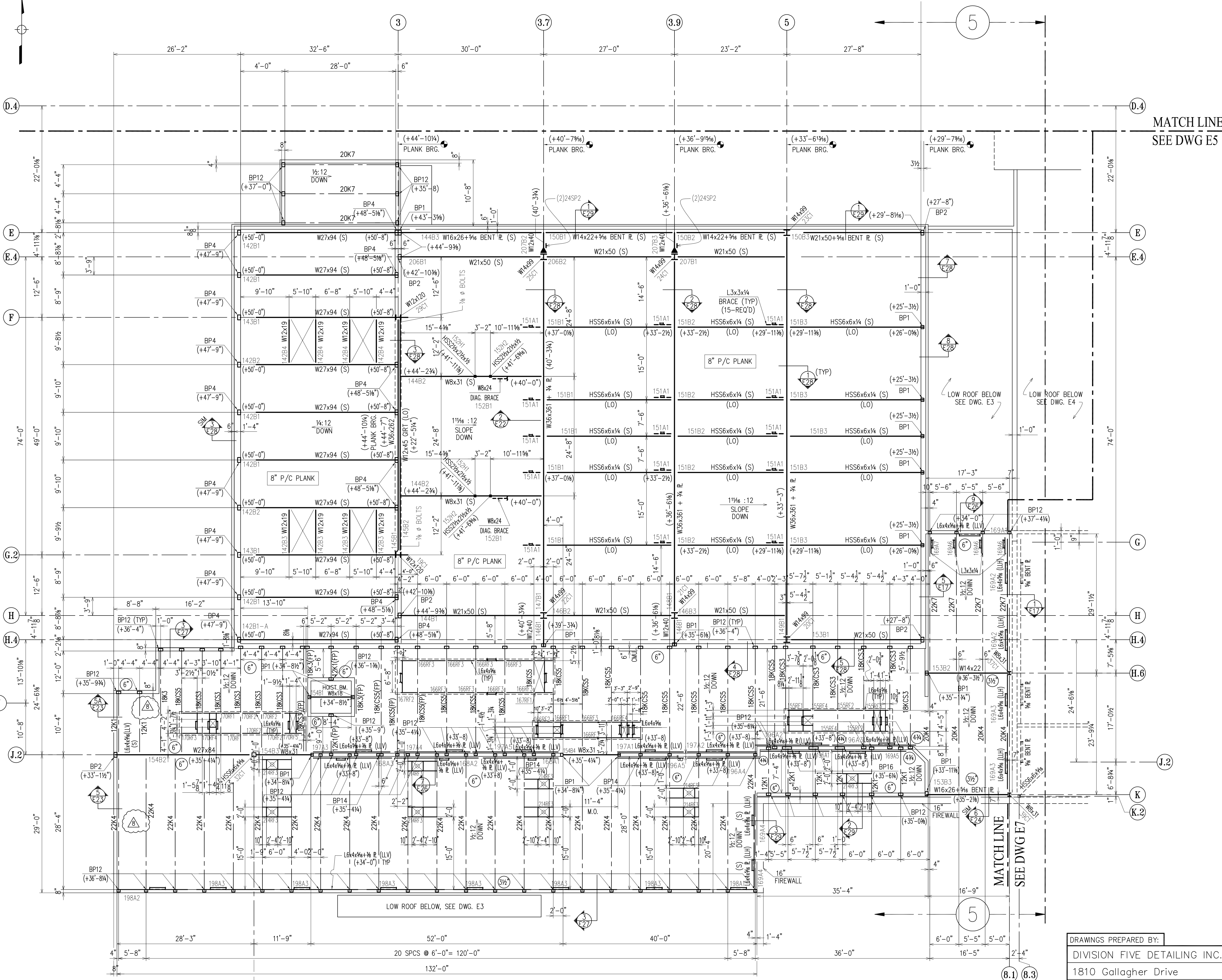
SC	BC	BSC	NO	DATE	DESCRIPTION	NO	DATE	DESCRIPTION	DATE	ISSUE

CUSTOMER:  
**CHERRY STEEL CORP.**

DRAFTER	DATE	CHECKED	DATE	PROJECT	CONTRACT NO.
D5	9/28/09	BCF	1/28/10	ATLANTIC COUNTY INSTITUTE OF TECHNOLOGY MAYS LANDING, NJ	415

DWG TITLE: ROOF FRAMING PLAN-BUILDING "1" DWG NO. E5

NORTH



KEY PLAN

MATCH LINE  
SEE DWG E5

### ROOF FRAMING PLAN - BUILDING "1"

- NOTES :
1. TOP OF STEEL ELEVATIONS (+x'-x") ON PLAN ARE TAKEN FROM DATUM FIN. FLOOR EL.+0'-0" (ACTUAL EL.=101.03')
  2. SEE GENERAL NOTES ON DWG. E1
  3. INDICATES GRAVITY MOMENT CONNECTION TO BE DESIGNED UNFACTORED MOMENT SHOW ON PLAN. REFER TO TYP. DETAIL ON DWG E-31
  4. (S) INDICATES SLOPING MEMBERS
  5. "BP" INDICATES BEARING PLATES (SEE DWG. E32)
  6. FOR PERIMETER LOOSE LINTEL, SEE DWG E12
  7. [x'-x"] DENOTES BOTTOM OF STEEL ELEVATION
  8. INDICATES JOIST SEAT DEPTH

APPROVAL/REVIEW AUTHORITY:  
PLEASE REVIEW THIS DRAWING CAREFULLY. IT REPRESENTS OUR INTERPRETATION OF THE INTENT OF THE CONTRACT DOCUMENTS. HOWEVER, THE STEEL FABRICATOR AND THE STRUCTURAL STEEL DETAILER ASSUME NO RESPONSIBILITY FOR THE ACCURACY OF THE INFORMATION SHOWN ON THIS DRAWING. THIS IS THE RESPONSIBILITY OF THE BUYER.  
IT WILL BE ASSUMED THAT ALL INFORMATION SHOWN HEREIN HAS THE AFFIRMATION OF THE APPROVAL AUTHORITY UNLESS NOTED TO THE CONTRARY ON THIS DRAWING WHEN IT IS RETURNED FROM APPROVAL.  
SUBSEQUENT CHANGES TO INFORMATION SHOWN ON THESE DRAWINGS AFTER FIRST SUBMISSION WILL BE CONSIDERED AS CONTRACT CHANGES.  
ADOPTED BY THE NATIONAL INSTITUTE OF STEEL DETAILING 1977.

- 4/27 Smoke Vent Openings
- 4/26 PER RFI # 28

DRAWINGS PREPARED BY:  
DIVISION FIVE DETAILING INC.  
1810 Gallagher Drive  
Vineland, New Jersey 08360  
Phone: (856) 794-9474  
Fax: (856) 696-2027


PAINT:	ADD P.C. MARKS	FOR FIELD
12/07 PER CHECK	4/14	
11/06 ADD MARKINGS	3/5/10 PER REVISED RTU's	4th APPVL
11/06 ADD DERRICKS	2/22 ADD ROOF OPENINGS	3rd APPVL
10/30 FOR APPROVAL	2/12 PER CHECK	2nd APPVL
TOTAL WEIGHT	NO DATE DESCRIPTION	1st APPVL
SC BC BSC	REVISIONS	DATE ISSUE

CUSTOMER:  
**CHERRY STEEL CORP.**

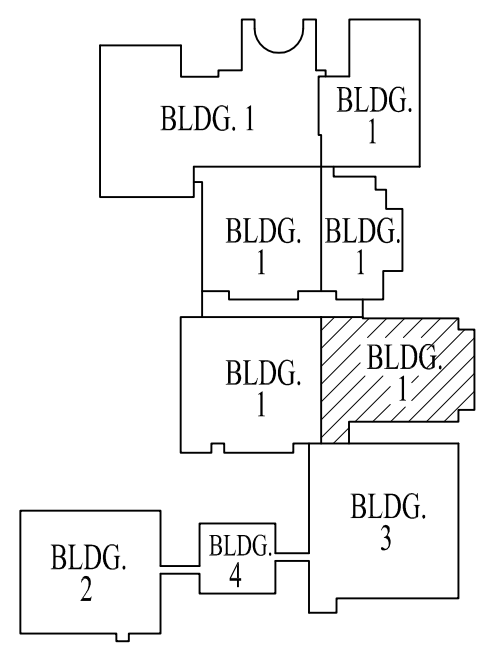
DRAFTER	DATE	CHECKED	DATE	PROJECT	LOCATION	CONTRACT NO.
D5	9/28/09	BCF	1/28/10	ATLANTIC COUNTY INSTITUTE OF TECHNOLOGY	MAYS LANDING, NJ	415
DWG TITLE: ROOF FRAMING PLAN - BUILDING "1"						DWG NO
						E6

5

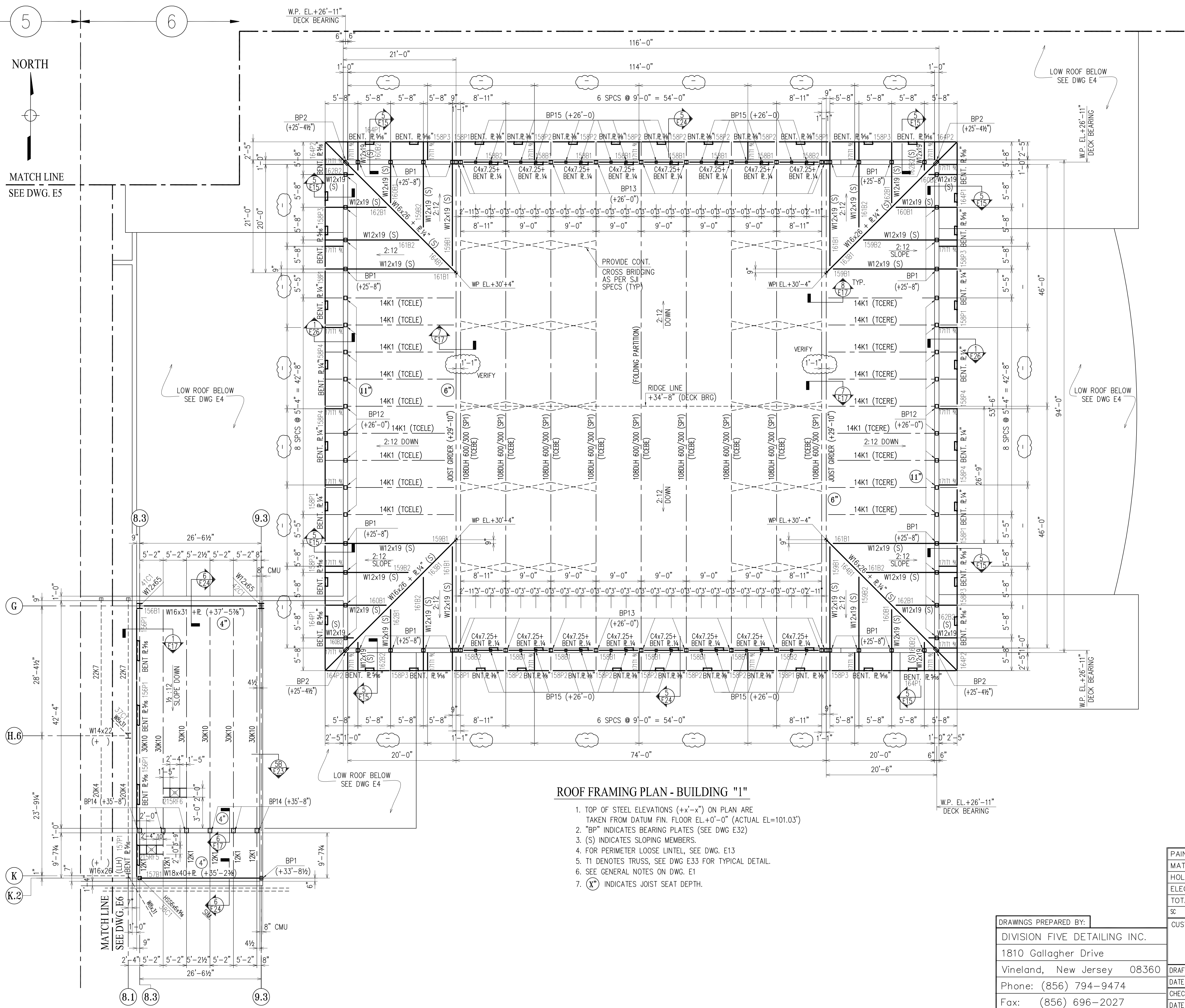
6



MATCH LINE  
SEE DWG. E5



KEY PLAN



**ROOF FRAMING PLAN - BUILDING "1"**

1. TOP OF STEEL ELEVATIONS (+x'-x") ON PLAN ARE TAKEN FROM DATUM FIN. FLOOR EL.+0'-0" (ACTUAL EL.=101.03')
2. "BP" INDICATES BEARING PLATES (SEE DWG E32)
3. (S) INDICATES SLOPING MEMBERS.
4. FOR PERIMETER LOOSE LINTEL, SEE DWG. E13
5. T1 DENOTES TRUSS, SEE DWG E33 FOR TYPICAL DETAIL.
6. SEE GENERAL NOTES ON DWG. E1
7. (X) INDICATES JOIST SEAT DEPTH.

APPROVAL/REVIEW AUTHORITY:  
 IT REPRESENTS OUR INTERPRETATION OF THE INTENT OF THE CONTRACT DOCUMENTS. HOWEVER, THE STEEL FABRICATOR AND THE STRUCTURAL STEEL DETAILER ASSUME NO RESPONSIBILITY FOR THE ACCURACY OF THE INFORMATION SHOWN ON THIS DRAWING. THIS IS THE RESPONSIBILITY OF THE BUYER.

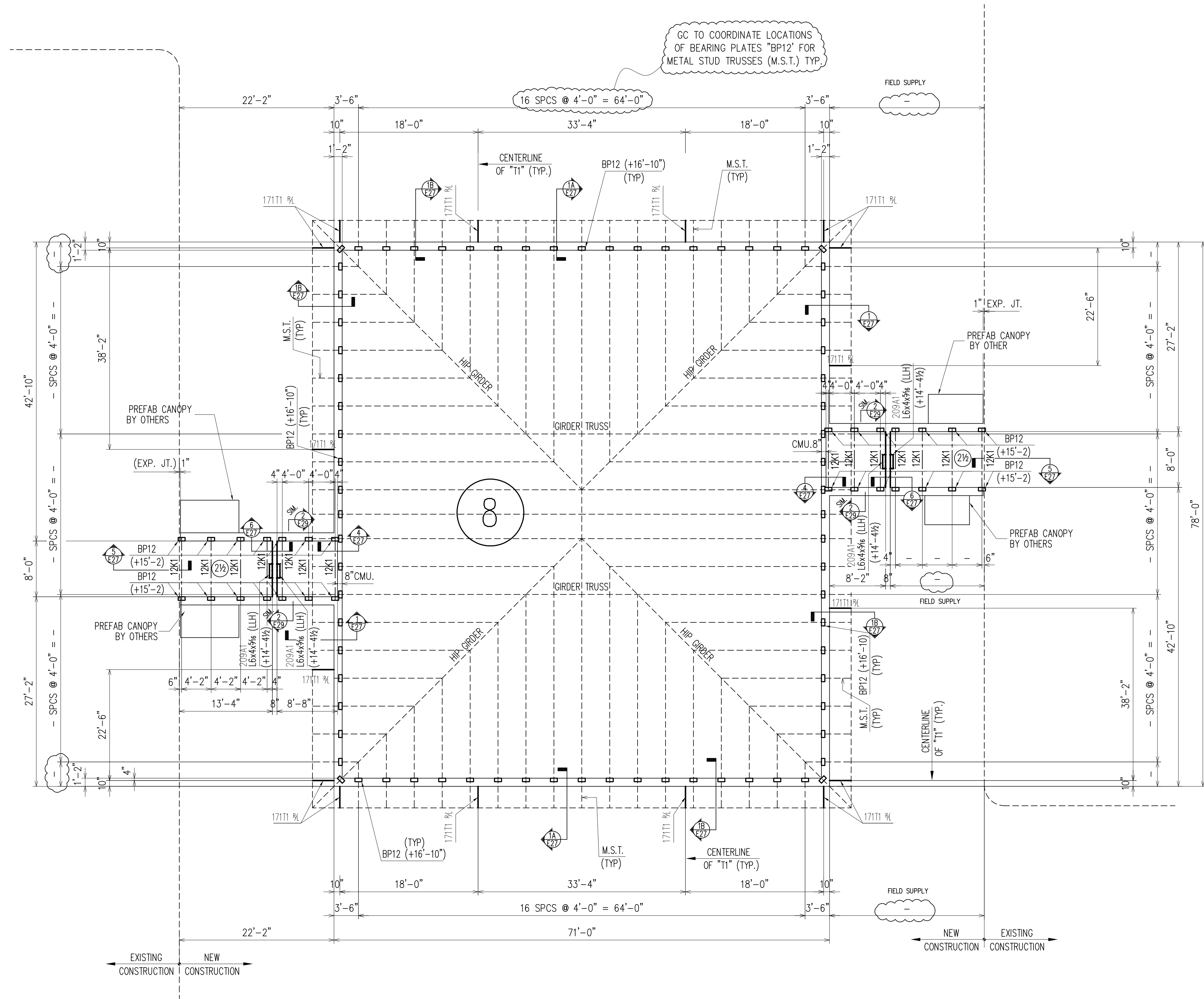
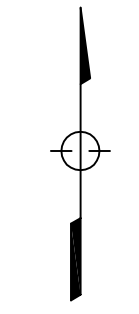
IT WILL BE ASSUMED THAT ALL INFORMATION SHOWN HEREIN HAS THE AFFIRMATION OF THE APPROVAL AUTHORITY UNLESS NOTED TO THE CONTRARY ON THIS DRAWING WHEN IT IS RETURNED FROM APPROVAL.

SUBSEQUENT CHANGES TO INFORMATION SHOWN ON THESE DRAWINGS AFTER FIRST SUBMISSION WILL BE CONSIDERED AS CONTRACT CHANGES.

ADOPTED BY THE NATIONAL INSTITUTE OF STEEL DETAILING 1977.

DRAWINGS PREPARED BY:  
 DIVISION FIVE DETAILING INC.  
 1810 Gallagher Drive  
 Vineland, New Jersey 08360  
 Phone: (856) 794-9474  
 Fax: (856) 696-2027

PAIN:	1/22/10	PER CHECK			FOR FIELD
MATERIAL:	12/10	ADD MARKINGS			4th APPVL
HOLES:	11/06	ADD DERRICKS	2/10	ADD ROOF FRAMES	3rd APPVL
ELECTRODES:	10/30	FOR APPROVAL	1/27/10	PER CHECK	2nd APPVL
TOTAL WEIGHT	NO DATE	DESCRIPTION	NO DATE	DESCRIPTION	1st APPVL
SC	BC	BCSC	REVISIONS		DATE
CUSTOMER: <b>CHERRY STEEL CORP.</b>					
DRAFTER	D5	PROJECT: ATLANTIC COUNTY INSTITUTE OF TECHNOLOGY	CONTRACT NO		
DATE	9/28/09	LOCATION: MAYS LANDING, NJ	415		
CHECKED	BCF	DWG TITLE: ROOF FRAMING PLAN-BUILDING "1"	DWG NO		E7
DATE	1/22/10				



GC TO COORDINATE LOCATIONS OF BEARING PLATES "BP12" FOR METAL STUD TRUSSES (M.S.T.) TYP.

16 SPCS @ 4'-0" = 64'-0"

FIELD SUPPLY

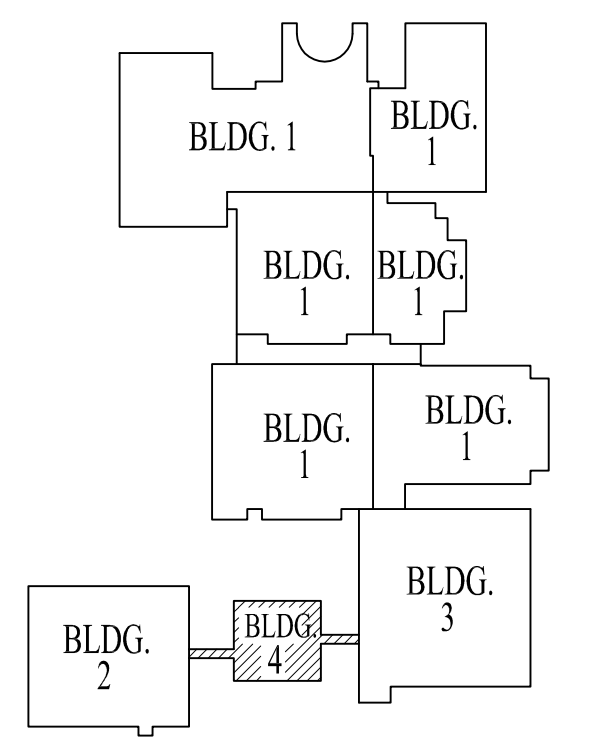
FIELD SUPPLY

EXISTING CONSTRUCTION | NEW CONSTRUCTION

NEW CONSTRUCTION | EXISTING CONSTRUCTION

**ROOF FRAMING PLAN - BUILDING "4" (SEQ. 8)**

- NOTES :
1. TOP OF STEEL ELEVATIONS (+X'-X") ON PLAN ARE TAKEN FROM DATUM FIN. FLOOR EL.+0'-0" (ACTUAL EL.=101.03')
  2. "BP" INDICATES BEARING PLATES. (SEE DWG. E32)
  3. M.S.T. INDICATES METAL STUD TRUSSES.
  4. SEE DWG. E14 FOR LINTEL PLAN
  5. T1 DENOTES TRUSS, SEE DWG E33 FOR TYPICAL DETAIL.
  6. SEE GENERAL NOTES ON DWG. E1
  7. (X) INDICATES JOIST SEAT DEPTH



KEY PLAN

APPROVAL/REVIEW AUTHORITY:  
PLEASE REVIEW THIS DRAWING CAREFULLY. IT REPRESENTS OUR INTERPRETATION OF THE INTENT OF THE CONTRACT DOCUMENTS. HOWEVER, THE STEEL FABRICATOR AND THE STRUCTURAL STEEL DETAILER ASSUME NO RESPONSIBILITY FOR THE ACCURACY OF THE INFORMATION SHOWN ON THIS DRAWING. THIS IS THE RESPONSIBILITY OF THE BUYER.  
  
IT WILL BE ASSUMED THAT ALL INFORMATION SHOWN HEREIN HAS THE AFFIRMATION OF THE APPROVAL AUTHORITY UNLESS NOTED TO THE CONTRARY ON THIS DRAWING WHEN IT IS RETURNED FROM APPROVAL.  
  
SUBSEQUENT CHANGES TO INFORMATION SHOWN ON THESE DRAWINGS AFTER FIRST SUBMISSION WILL BE CONSIDERED AS CONTRACT CHANGES.  
  
ADOPTED BY THE NATIONAL INSTITUTE OF STEEL DETAILING 1977.

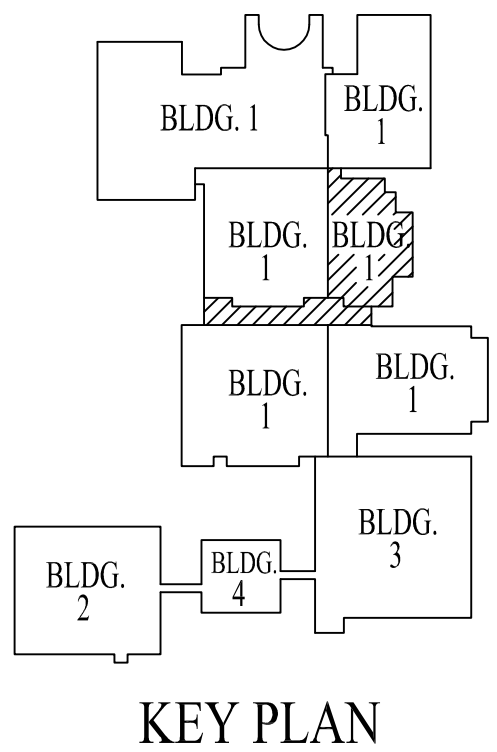
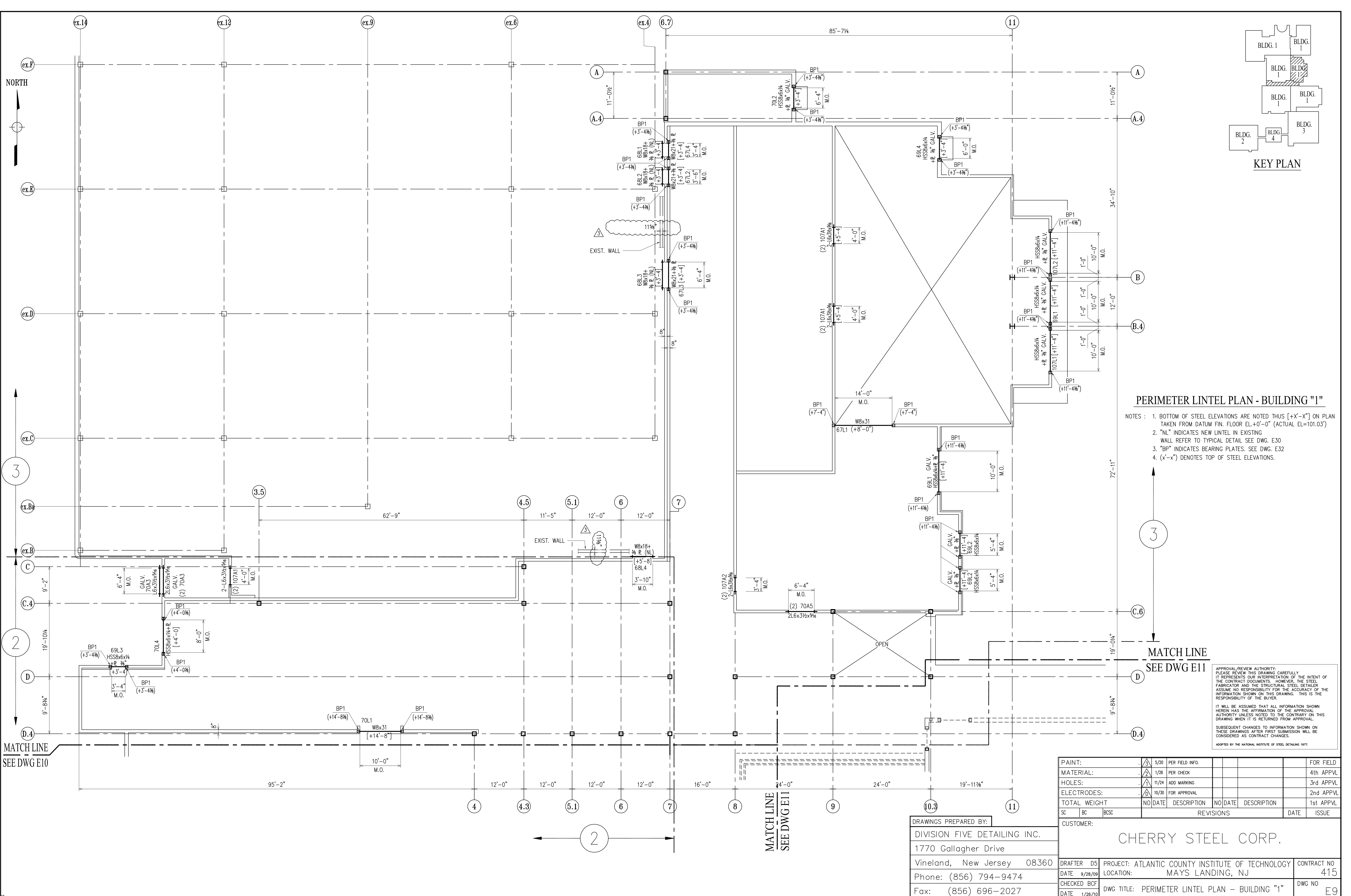
PAIN:	2/2/10	PER CHECK			FOR FIELD
MATERIAL:	12/10	ADD MARKINGS			4th APPVL
HOLES:	11/06	ADD DERRICKS			3rd APPVL
ELECTRODES:	10/30	FOR APPROVAL	3/15	PER CHECK	2nd APPVL
TOTAL WEIGHT	NO DATE	DESCRIPTION	NO DATE	DESCRIPTION	1st APPVL
SC	BC	BCSC	REVISIONS		DATE

DRAWINGS PREPARED BY:  
DIVISION FIVE DETAILING INC.  
1810 Gallagher Drive  
Vineland, New Jersey 08360  
Phone: (856) 794-9474  
Fax: (856) 696-2027

CUSTOMER:  
**CHERRY STEEL CORP.**

DRAFTER DS	PROJECT: ATLANTIC COUNTY INSTITUTE OF TECHNOLOGY	CONTRACT NO
DATE 9/28/09	LOCATION: MAYS LANDING, NJ	415
CHECKED BCF	DWG TITLE: ROOF FRAMING PLAN - BUILDING "4"	DWG NO
DATE 2/2/10		E8





KEY PLAN

PERIMETER LINTEL PLAN - BUILDING "1"

- NOTES :
1. BOTTOM OF STEEL ELEVATIONS ARE NOTED THUS [+X'-X\"] ON PLAN TAKEN FROM DATUM FIN. FLOOR EL.+0'-0\" (ACTUAL EL.=101.03')
  2. \"NL\" INDICATES NEW LINTEL IN EXISTING WALL REFER TO TYPICAL DETAIL SEE DWG. E30
  3. \"BP\" INDICATES BEARING PLATES. SEE DWG. E32
  4. (x'-x\") DENOTES TOP OF STEEL ELEVATIONS.

MATCH LINE  
SEE DWG E11

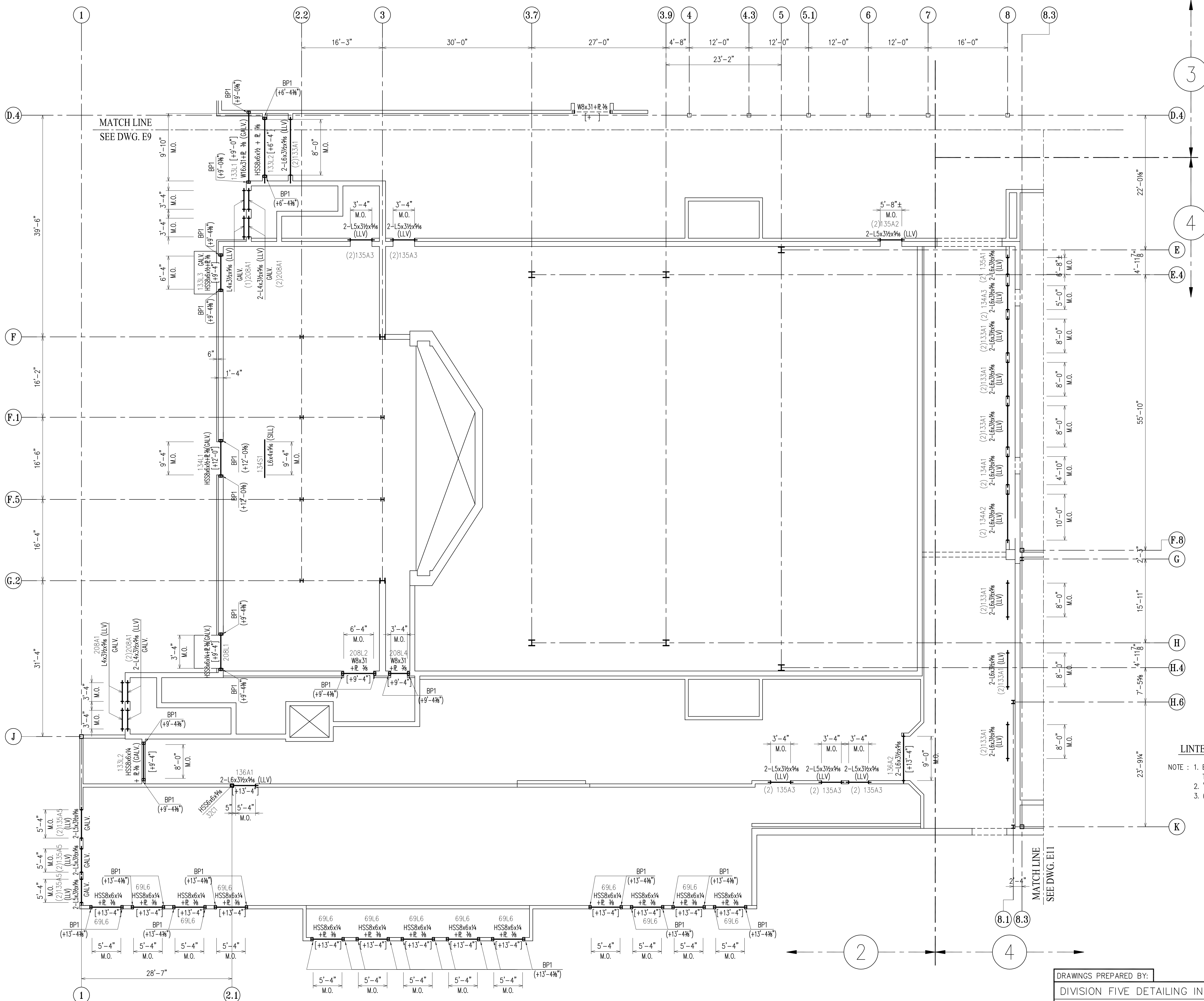
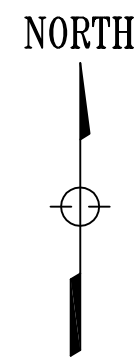
APPROVAL/REVIEW AUTHORITY:  
IT REPRESENTS OUR INTERPRETATION OF THE INTENT OF THE CONTRACT DOCUMENTS. HOWEVER, THE STEEL FABRICATOR AND THE STRUCTURAL STEEL DETAILER ASSUME NO RESPONSIBILITY FOR THE ACCURACY OF THE INFORMATION SHOWN ON THIS DRAWING. THIS IS THE RESPONSIBILITY OF THE BUYER.  
IT WILL BE ASSUMED THAT ALL INFORMATION SHOWN HEREIN HAS THE AFFIRMATION OF THE APPROVAL AUTHORITY UNLESS NOTED TO THE CONTRARY ON THIS DRAWING WHEN IT IS RETURNED FROM APPROVAL.  
SUBSEQUENT CHANGES TO INFORMATION SHOWN ON THESE DRAWINGS AFTER FIRST SUBMISSION WILL BE CONSIDERED AS CONTRACT CHANGES.  
ADOPTED BY THE NATIONAL INSTITUTE OF STEEL DETAILING 1977.

PAIN:	5/20	PER FIELD INFO.			FOR FIELD
MATERIAL:	1/26	PER CHECK			4th APPVL
HOLES:	11/24	ADD MARKING			3rd APPVL
ELECTRODES:	10/30	FOR APPROVAL			2nd APPVL
TOTAL WEIGHT	NO DATE	DESCRIPTION	NO DATE	DESCRIPTION	1st APPVL
SC	BC	BCSC	REVISIONS		DATE

DRAWINGS PREPARED BY:  
DIVISION FIVE DETAILING INC.  
1770 Gallagher Drive  
Vineland, New Jersey 08360  
Phone: (856) 794-9474  
Fax: (856) 696-2027

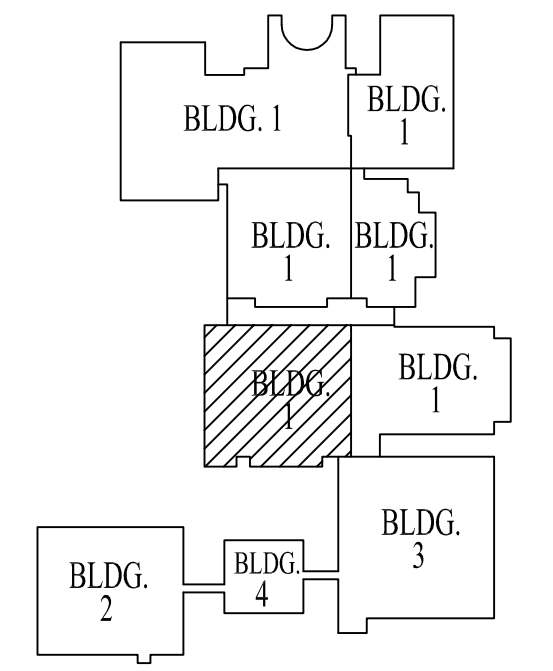
CUSTOMER:  
**CHERRY STEEL CORP.**

DRAFTER	D5	PROJECT:	ATLANTIC COUNTY INSTITUTE OF TECHNOLOGY	CONTRACT NO.	415
DATE	9/28/09	LOCATION:	MAYS LANDING, NJ	DWG NO.	E9
CHECKED	BCF	DWG TITLE: PERIMETER LINTEL PLAN - BUILDING "1"			
DATE	1/26/10				



**LINTEL PLAN AT LOW ROOF FRAMING - BUILDING "1"**

- NOTE : 1. BOTTOM OF STEEL ELEVATIONS NOTED THUS [+X'-X"] ON PLAN TAKEN FROM DATUM FIN. FLOOR EL.+0'-0" (ACTUAL EL.=101.03')
2. "BP" INDICATES BEARING PLATES. SEE DWG. E32
3. (X'-X") DENOTES TOP OF STEEL ELEVATIONS.



**KEY PLAN**

APPROVAL/REVIEW AUTHORITY:  
IT REPRESENTS OUR INTERPRETATION OF THE INTENT OF THE CONTRACT DOCUMENTS. HOWEVER, THE STEEL FABRICATOR AND THE STRUCTURAL STEEL DETAILER ASSUME NO RESPONSIBILITY FOR THE ACCURACY OF THE INFORMATION SHOWN ON THIS DRAWING. THIS IS THE RESPONSIBILITY OF THE BUYER.

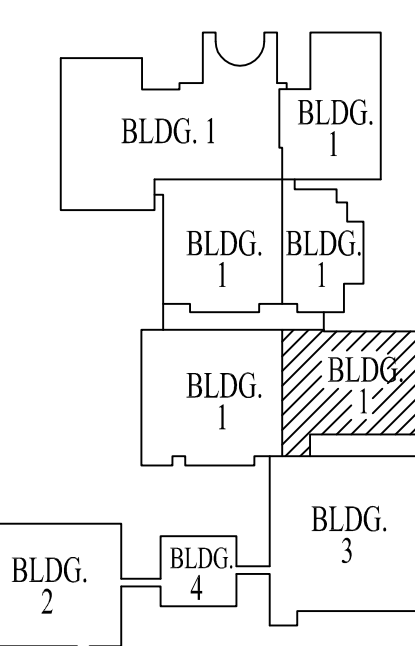
IT WILL BE ASSUMED THAT ALL INFORMATION SHOWN HEREIN HAS THE AFFIRMATION OF THE APPROVAL AUTHORITY UNLESS NOTED TO THE CONTRARY ON THIS DRAWING WHEN IT IS RETURNED FROM APPROVAL.

SUBSEQUENT CHANGES TO INFORMATION SHOWN ON THESE DRAWINGS AFTER FIRST SUBMISSION WILL BE CONSIDERED AS CONTRACT CHANGES.

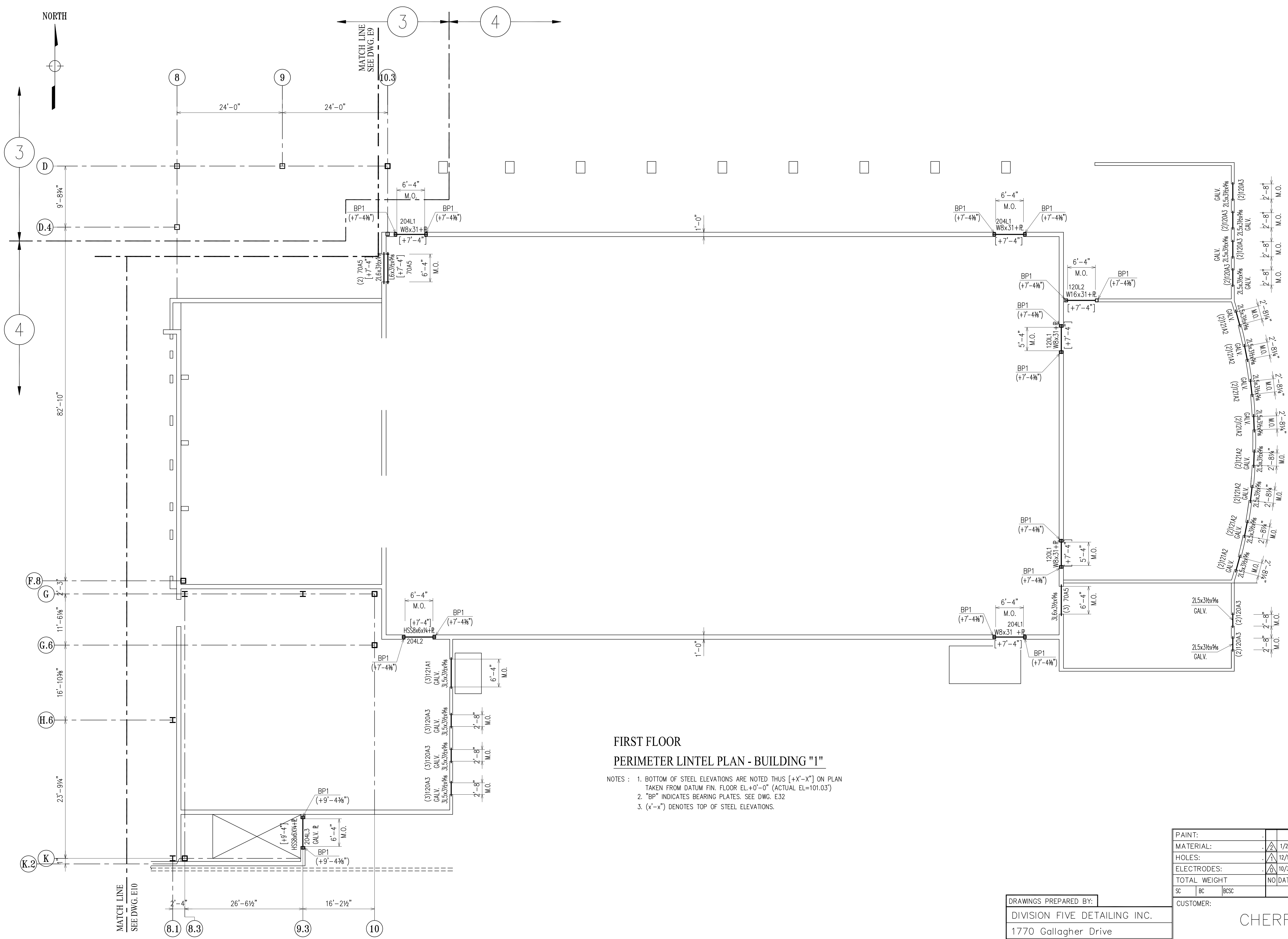
ADOPTED BY THE NATIONAL INSTITUTE OF STEEL DETAILING 1977.

DRAWINGS PREPARED BY:  
DIVISION FIVE DETAILING INC.  
1770 Gallagher Drive  
Vineland, New Jersey 08360  
Phone: (856) 794-9474  
Fax: (856) 696-2027

PAINT:					FOR FIELD
MATERIAL:		1/26	PER CHECK		4th APPVL
HOLES:		12/07	ADD MARKINGS		3rd APPVL
ELECTRODES:		10/30	FOR APPROVAL		2nd APPVL
TOTAL WEIGHT		NO DATE	DESCRIPTION	NO DATE	DESCRIPTION
SC	BC	BCSC	REVISIONS		DATE
CUSTOMER: <b>CHERRY STEEL CORP.</b>					
DRAFTER	D5	PROJECT:	ATLANTIC COUNTY INSTITUTE OF TECHNOLOGY		CONTRACT NO
DATE	9/28/09	LOCATION:	MAYS LANDING, NJ		415
CHECKED	BCF	DWG TITLE:	LINTEL PLAN AT		DWG NO
DATE	1/26/10		LOW ROOF FRAMING - BUILDING "1"		E10



KEY PLAN



FIRST FLOOR  
PERIMETER LINTEL PLAN - BUILDING "1"

- NOTES : 1. BOTTOM OF STEEL ELEVATIONS ARE NOTED THUS [+X'-X"] ON PLAN TAKEN FROM DATUM FIN. FLOOR EL.+0'-0" (ACTUAL EL.=101.03')  
2. "BP" INDICATES BEARING PLATES. SEE DWG. E32  
3. (X'-X") DENOTES TOP OF STEEL ELEVATIONS.

APPROVAL/REVIEW AUTHORITY:  
PLEASE REVIEW THIS DRAWING CAREFULLY. IT REPRESENTS OUR INTERPRETATION OF THE INTENT OF THE CONTRACT DOCUMENTS. HOWEVER, THE STEEL FABRICATOR AND THE STRUCTURAL STEEL DETAILER ASSUME NO RESPONSIBILITY FOR THE ACCURACY OF THE INFORMATION SHOWN ON THIS DRAWING. THIS IS THE RESPONSIBILITY OF THE BUYER.  
IT WILL BE ASSUMED THAT ALL INFORMATION SHOWN HEREIN HAS THE AFFIRMATION OF THE APPROVAL AUTHORITY UNLESS NOTED TO THE CONTRARY ON THIS DRAWING WHEN IT IS RETURNED FROM APPROVAL.  
SUBSEQUENT CHANGES TO INFORMATION SHOWN ON THESE DRAWINGS AFTER FIRST SUBMISSION WILL BE CONSIDERED AS CONTRACT CHANGES.  
ADOPTED BY THE NATIONAL INSTITUTE OF STEEL DETAILING 1977.

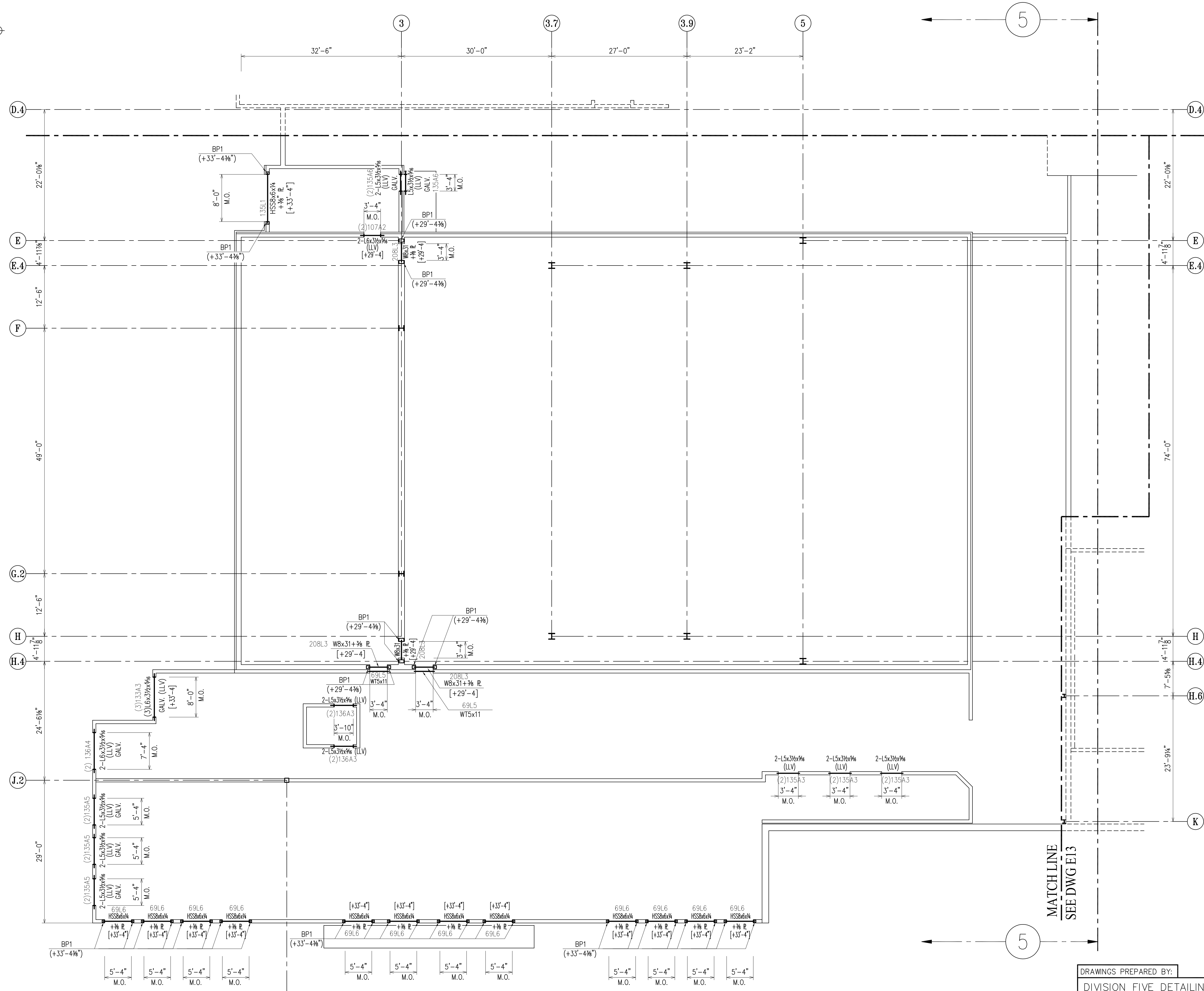
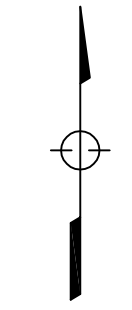
PAIN:					FOR FIELD
MATERIAL:	1/26	PER CHECK			4th APPVL
HOLES:	12/10	ADD MARKINGS			3rd APPVL
ELECTRODES:	10/30	FOR APPROVAL			2nd APPVL
TOTAL WEIGHT	NO DATE	DESCRIPTION	NO DATE	DESCRIPTION	1st APPVL
SC	BC	BCSC	REVISIONS		DATE
CUSTOMER:					

CHERRY STEEL CORP.

DRAWINGS PREPARED BY:	
DIVISION FIVE DETAILING INC.	
1770 Gallagher Drive	
Vineland, New Jersey 08360	
Phone: (856) 794-9474	
Fax: (856) 696-2027	

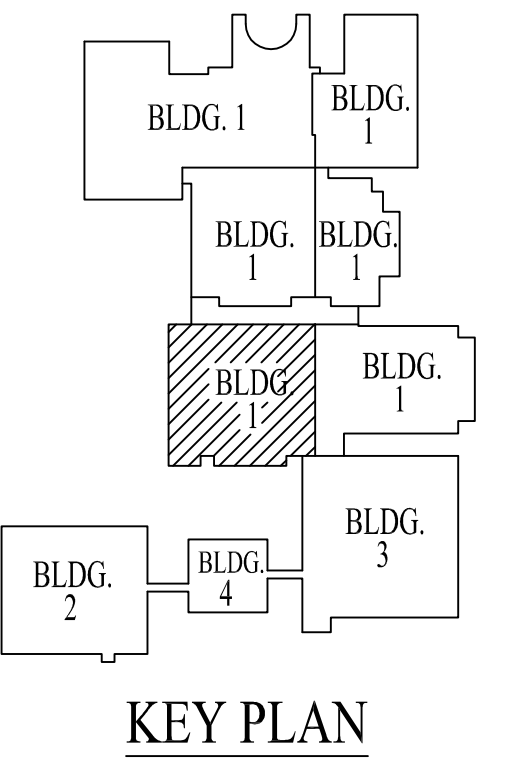
DRAFTER	D5	PROJECT: ATLANTIC COUNTY INSTITUTE OF TECHNOLOGY	CONTRACT NO.
DATE	9/28/09	LOCATION: MAYS LANDING, NJ	415
CHECKED	BCF	DWG TITLE: PERIMETER LINTEL PLAN - BUILDING "1"	DWG NO.
DATE	1/26/10		E11

NORTH



MATCH LINE  
SEE DWG E13

MATCH LINE  
SEE DWG E13



**2nd FLOOR  
PERIMETER LINTEL PLAN - BUILDING "1"**

- NOTES :
1. BOTTOM OF STEEL ELEVATIONS ARE NOTED THUS [+X'-X"] ON PLAN TAKEN FROM DATUM FIN. FLOOR EL.+0'-0" (ACTUAL EL.=101.03')
  2. "BP" INDICATES BEARING PLATES. SEE DWG. E32
  3. (X'-X") DENOTES TOP OF STEEL ELEVATIONS.

APPROVAL/REVIEW AUTHORITY:  
 PLEASE REVIEW THIS DRAWING CAREFULLY. IT REPRESENTS OUR INTERPRETATION OF THE INTENT OF THE CONTRACT DOCUMENTS. HOWEVER, THE STEEL FABRICATOR AND THE STRUCTURAL STEEL DETAILER ASSUME NO RESPONSIBILITY FOR THE ACCURACY OF THE INFORMATION SHOWN ON THIS DRAWING. THIS IS THE RESPONSIBILITY OF THE BUYER.

IT WILL BE ASSUMED THAT ALL INFORMATION SHOWN HEREIN HAS THE AFFIRMATION OF THE APPROVAL AUTHORITY UNLESS NOTED TO THE CONTRARY ON THIS DRAWING WHEN IT IS RETURNED FROM APPROVAL.

SUBSEQUENT CHANGES TO INFORMATION SHOWN ON THESE DRAWINGS AFTER FIRST SUBMISSION WILL BE CONSIDERED AS CONTRACT CHANGES.

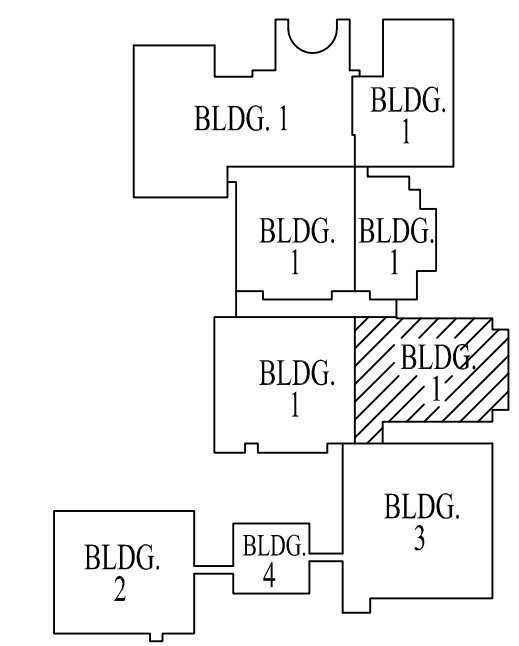
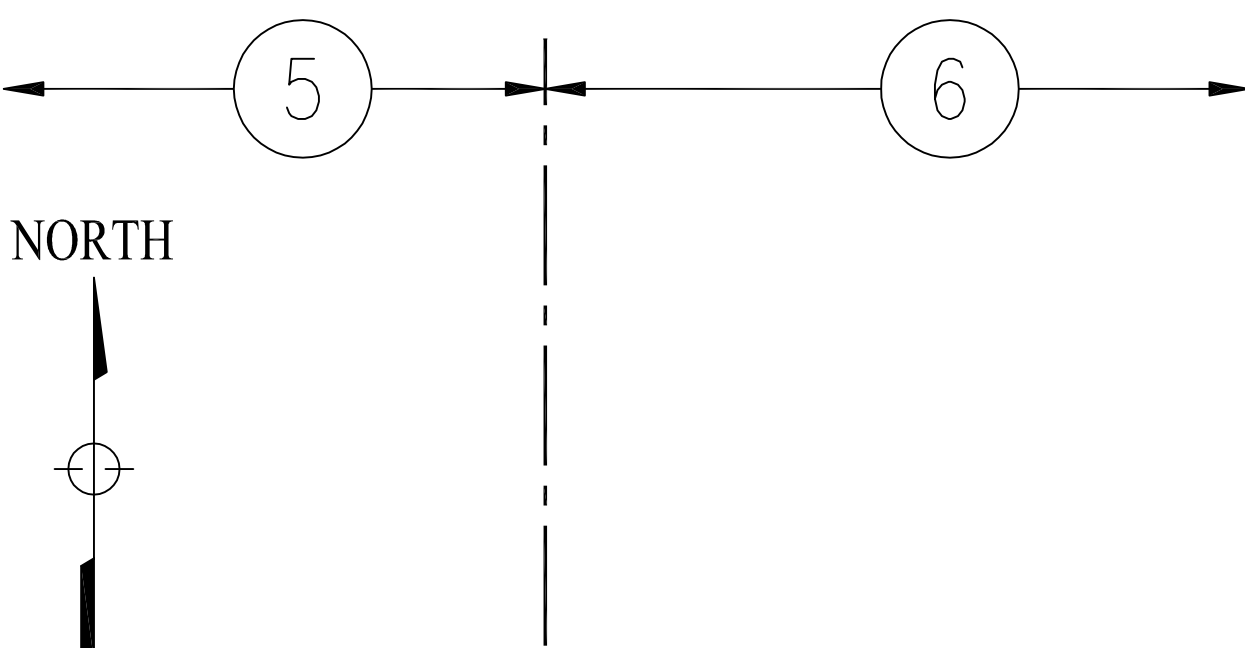
ADOPTED BY THE NATIONAL INSTITUTE OF STEEL DETAILING 1977.

PAIN:						FOR FIELD
MATERIAL:		1/26	PER CHECK			4th APPVL
HOLES:		12/07	ADD MARKINGS			3rd APPVL
ELECTRODES:		10/30	FOR APPROVAL			2nd APPVL
TOTAL WEIGHT	NO DATE	DESCRIPTION	NO DATE	DESCRIPTION		1st APPVL
SC	BC	BCSC		REVISIONS		DATE
CUSTOMER:						

CHERRY STEEL CORP.


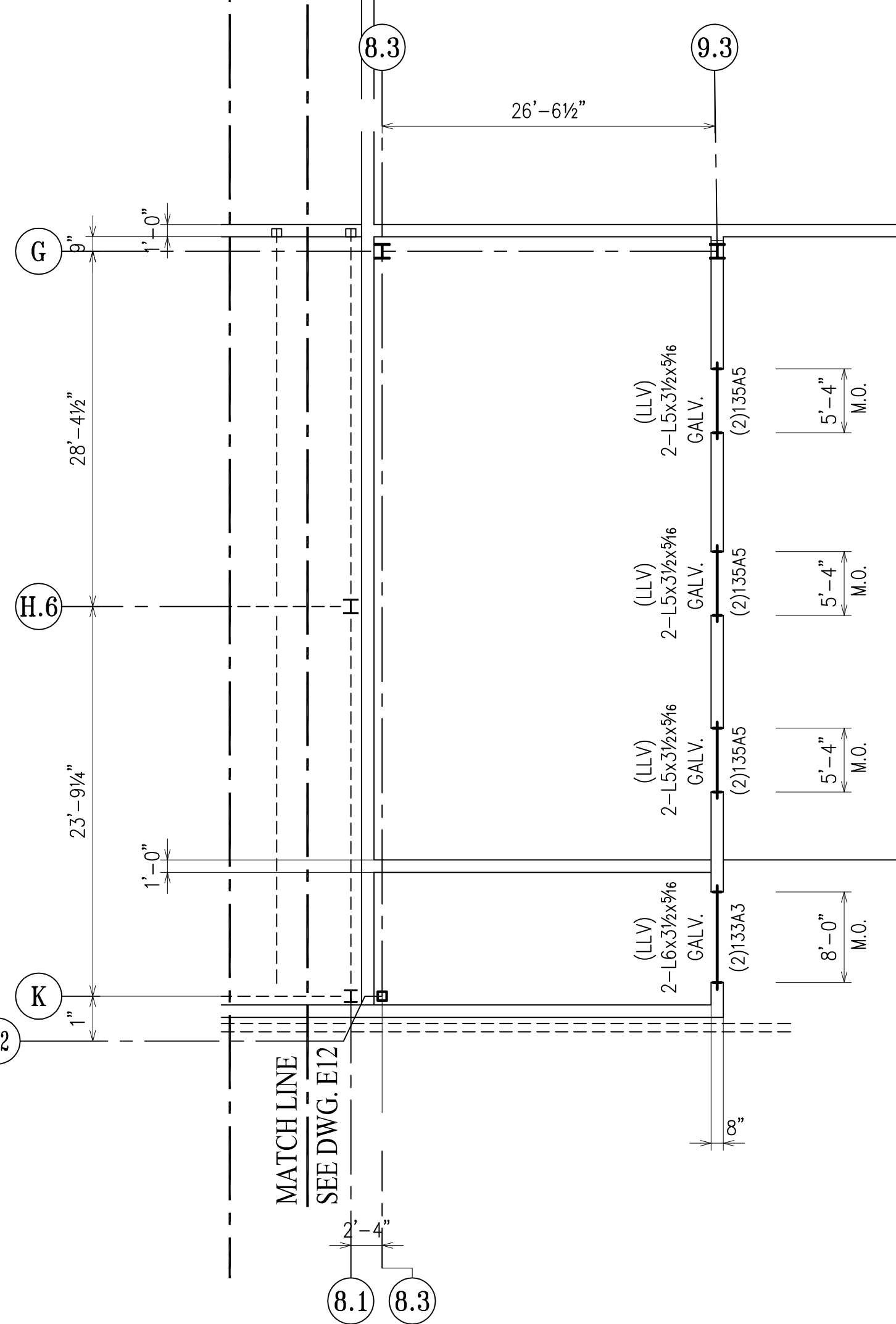
DRAWINGS PREPARED BY:  
 DIVISION FIVE DETAILING INC.  
 1770 Gallagher Drive  
 Vineland, New Jersey 08360  
 Phone: (856) 794-9474  
 Fax: (856) 696-2027

DRAWN BY	D5	PROJECT: ATLANTIC COUNTY INSTITUTE OF TECHNOLOGY	CONTRACT NO.
DATE	9/28/09	LOCATION: MAYS LANDING, NJ	415
CHECKED BY	BCF	DWG TITLE: PERIMETER LINTEL PLAN-BUILDING "1"	DWG NO.
DATE	1/26/10		E12



KEY PLAN

MATCH LINE  
SEE DWG. E12



2ND FLOOR  
PERIMETER LINTEL PLAN - BUILDING "1"

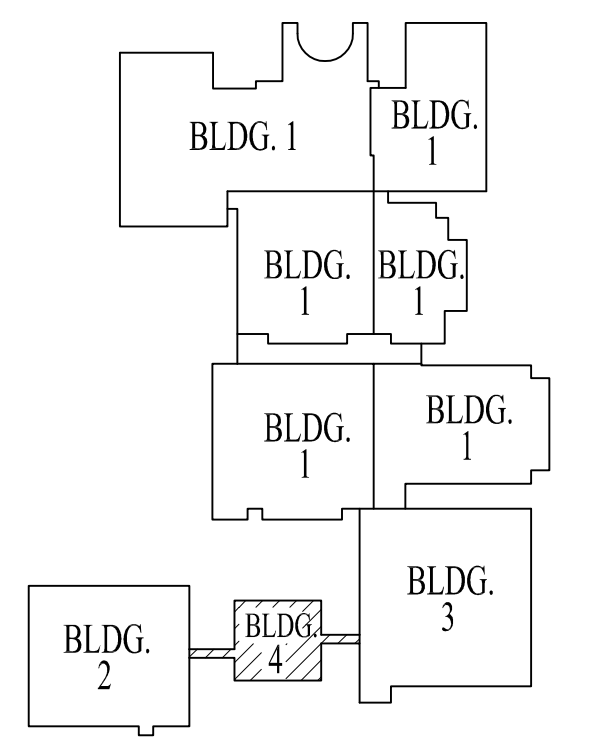
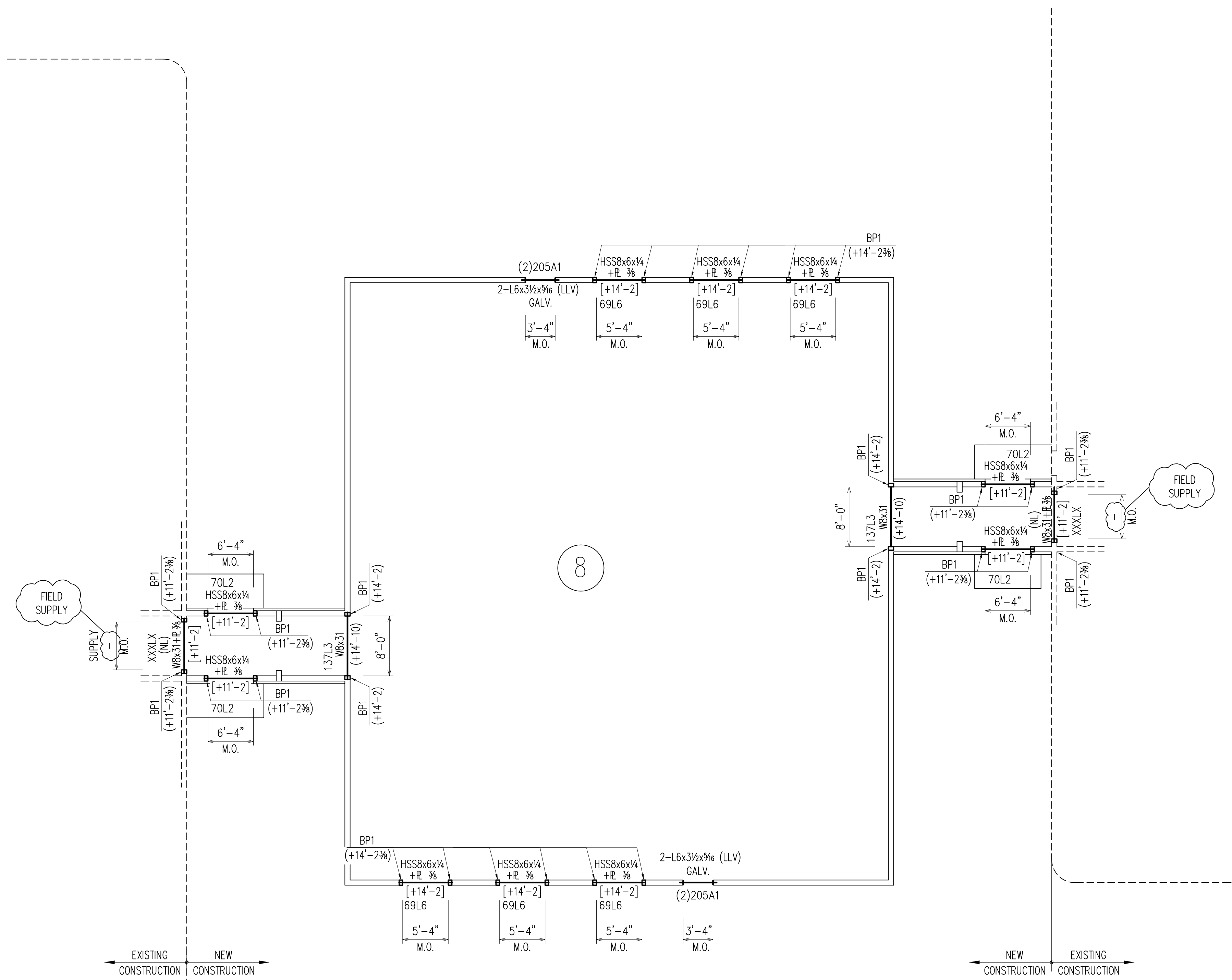
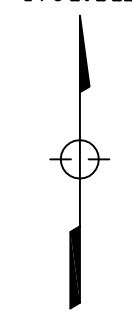
- NOTES: 1. BOTTOM OF STEEL ELEVATIONS ARE NOTED THUS [ +X'-X" ] ON PLAN TAKEN FROM DATUM FIN. FLOOR EL.+0'-0" (ACTUAL EL.=101.03')  
2. "BP" INDICATES BEARING PLATES. SEE DWG. E32  
3. (X'-X") DENOTES TOP OF STEEL ELEVATIONS.

APPROVAL/REVIEW AUTHORITY:  
PLEASE REVIEW THIS DRAWING CAREFULLY.  
IT REPRESENTS OUR INTERPRETATION OF THE INTENT OF THE CONTRACT DOCUMENTS. HOWEVER, THE STEEL FABRICATOR AND THE STRUCTURAL STEEL DETAILER ASSUME NO RESPONSIBILITY FOR THE ACCURACY OF THE INFORMATION SHOWN ON THIS DRAWING. THIS IS THE RESPONSIBILITY OF THE BUYER.  
IT WILL BE ASSUMED THAT ALL INFORMATION SHOWN HEREIN HAS THE AFFIRMATION OF THE APPROVAL AUTHORITY UNLESS NOTED TO THE CONTRARY ON THIS DRAWING WHEN IT IS RETURNED FROM APPROVAL.  
SUBSEQUENT CHANGES TO INFORMATION SHOWN ON THESE DRAWINGS AFTER FIRST SUBMISSION WILL BE CONSIDERED AS CONTRACT CHANGES.  
ADOPTED BY THE NATIONAL INSTITUTE OF STEEL DETAILING 1977.

PAIN:						FOR FIELD	
MATERIAL:	1/26	PER CHECK				4th APPVL	
HOLES:	12/10	ADD MARKINGS				3rd APPVL	
ELECTRODES:	10/30	FOR APPROVAL				2nd APPVL	
TOTAL WEIGHT	NO DATE	DESCRIPTION	NO DATE	DESCRIPTION		1st APPVL	
SC	BC	BCSC	REVISIONS			DATE	ISSUE

DRAWINGS PREPARED BY:  
DIVISION FIVE DETAILING INC.  
1770 Gallagher Drive  
Vineland, New Jersey 08360  
Phone: (856) 794-9474  
Fax: (856) 696-2027

CUSTOMER:		CHERRY STEEL CORP.			
DRAFTER	D5	PROJECT:	ATLANTIC COUNTY INSTITUTE OF TECHNOLOGY	CONTRACT NO.	415
DATE	9/28/09	LOCATION:	MAYS LANDING, NJ	DWG NO.	E13
CHECKED	BCF	DWG TITLE: PERIMETER LINTEL PLAN-BUILDING "1"			
DATE	1/26/10				



KEY PLAN

SEQ. #8  
 LINTEL PLAN AT ROOF FRAMING - BUILDING "4"

- NOTES : 1. BOTTOM OF STEEL ELEVATIONS NOTED THUS [+X'-X"] ON PLAN TAKEN FROM DATUM FIN. FLOOR EL.+0'-0" (ACTUAL EL.=101.03')  
 2. "NL" INDICATES NEW LINTEL IN EXISTING WALL, SEE DWG. E27 FOR SECTION DETAILS.  
 3. "BP" INDICATES BEARING PLATES. SEE DWG. E32  
 4. (X'-X") DENOTES TOP OF STEEL ELEVATIONS.

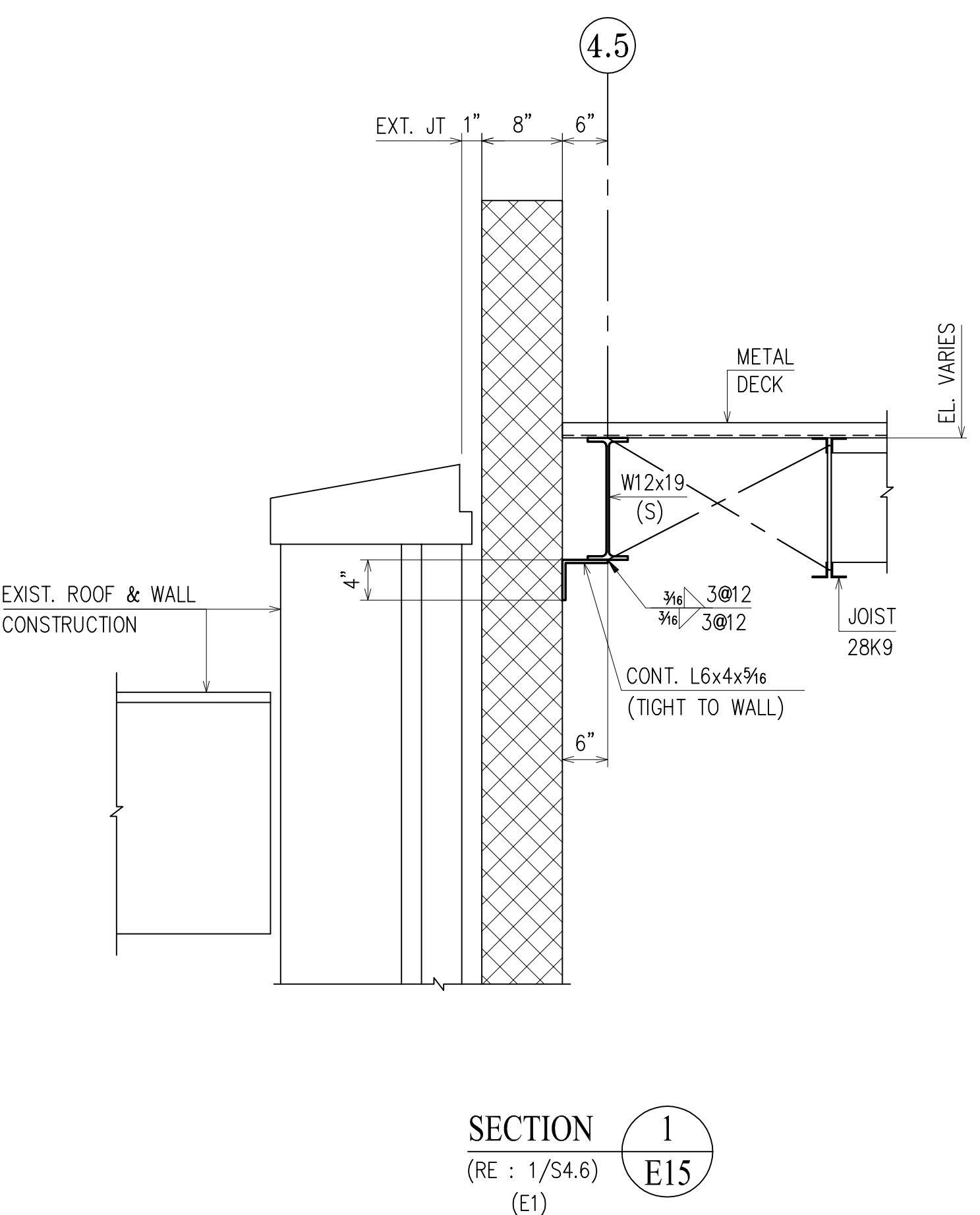
APPROVAL/REVIEW AUTHORITY:  
 PLEASE REVIEW THIS DRAWING CAREFULLY. IT REPRESENTS OUR INTERPRETATION OF THE INTENT OF THE CONTRACT DOCUMENTS. HOWEVER, THE STEEL FABRICATOR AND THE STRUCTURAL STEEL DETAILER ASSUME NO RESPONSIBILITY FOR THE ACCURACY OF THE INFORMATION SHOWN ON THIS DRAWING. THIS IS THE RESPONSIBILITY OF THE BUYER.  
 IT WILL BE ASSUMED THAT ALL INFORMATION SHOWN HEREIN HAS THE AFFIRMATION OF THE APPROVAL AUTHORITY UNLESS NOTED TO THE CONTRARY ON THIS DRAWING WHEN IT IS RETURNED FROM APPROVAL.  
 SUBSEQUENT CHANGES TO INFORMATION SHOWN ON THESE DRAWINGS AFTER FIRST SUBMISSION WILL BE CONSIDERED AS CONTRACT CHANGES.  
 ADOPTED BY THE NATIONAL INSTITUTE OF STEEL DETAILING 1977.

PAIN:						FOR FIELD	
MATERIAL:	1/26	PER CHECK				4th APPVL	
HOLES:	12/10	ADD MARKINGS				3rd APPVL	
ELECTRODES:	10/30	FOR APPROVAL				2nd APPVL	
TOTAL WEIGHT	NO DATE	DESCRIPTION	NO DATE	DESCRIPTION		1st APPVL	
SC	BC	BCSC	REVISIONS			DATE	ISSUE

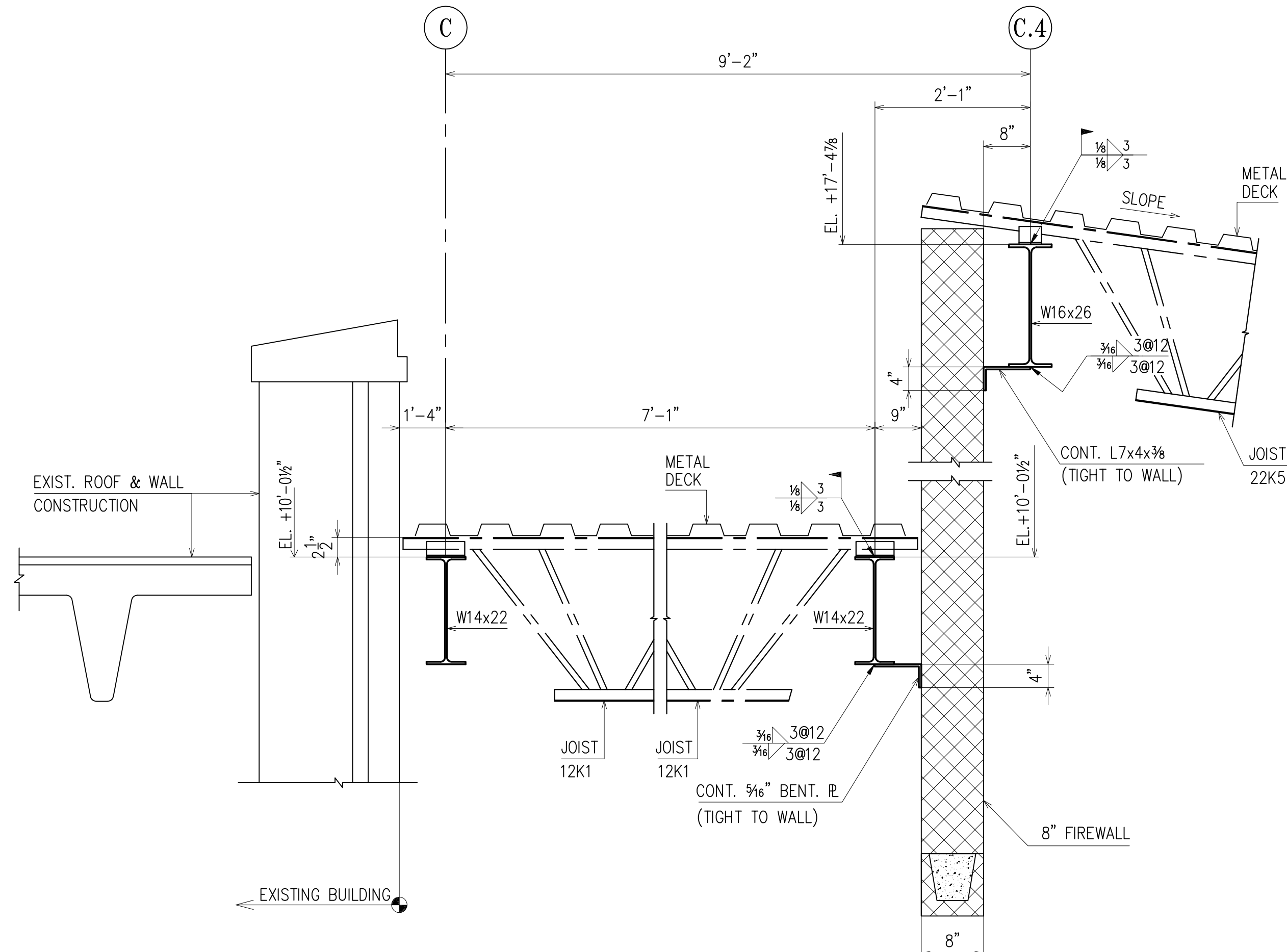
DRAWINGS PREPARED BY:  
 DIVISION FIVE DETAILING INC.  
 1770 Gallagher Drive  
 Vineland, New Jersey 08360  
 Phone: (856) 794-9474  
 Fax: (856) 696-2027

CUSTOMER:  
**CHERRY STEEL CORP.**

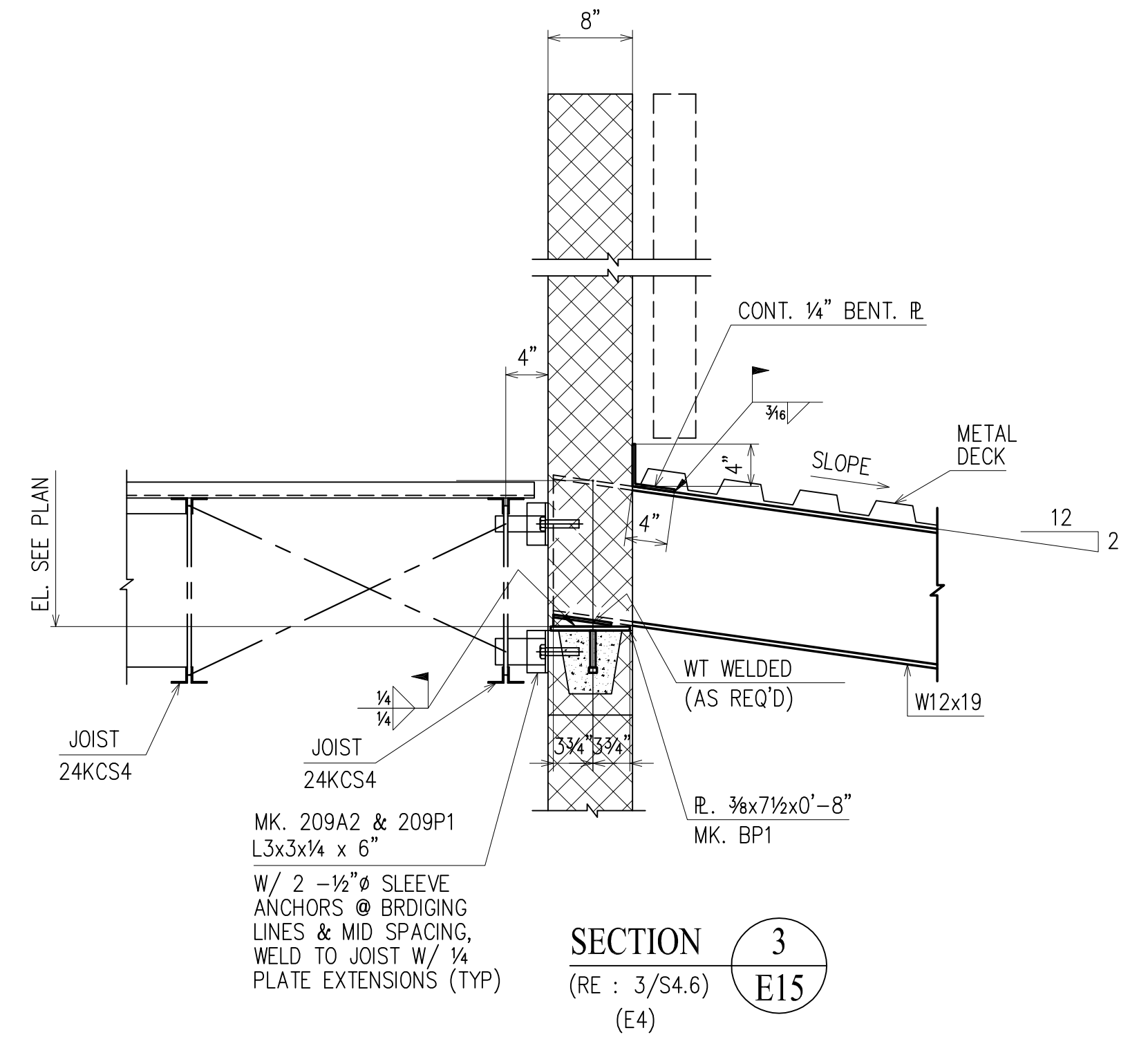
DRAFTER D5	PROJECT: ATLANTIC COUNTY INSTITUTE OF TECHNOLOGY	CONTRACT NO.
DATE 9/28/09	LOCATION: MAYS LANDING, NJ	415
CHECKED BCF	DWG TITLE: LINTEL PLAN AT ROOF FRAMING - BUILDING "4"	DWG NO.
DATE 1/26/10		E14



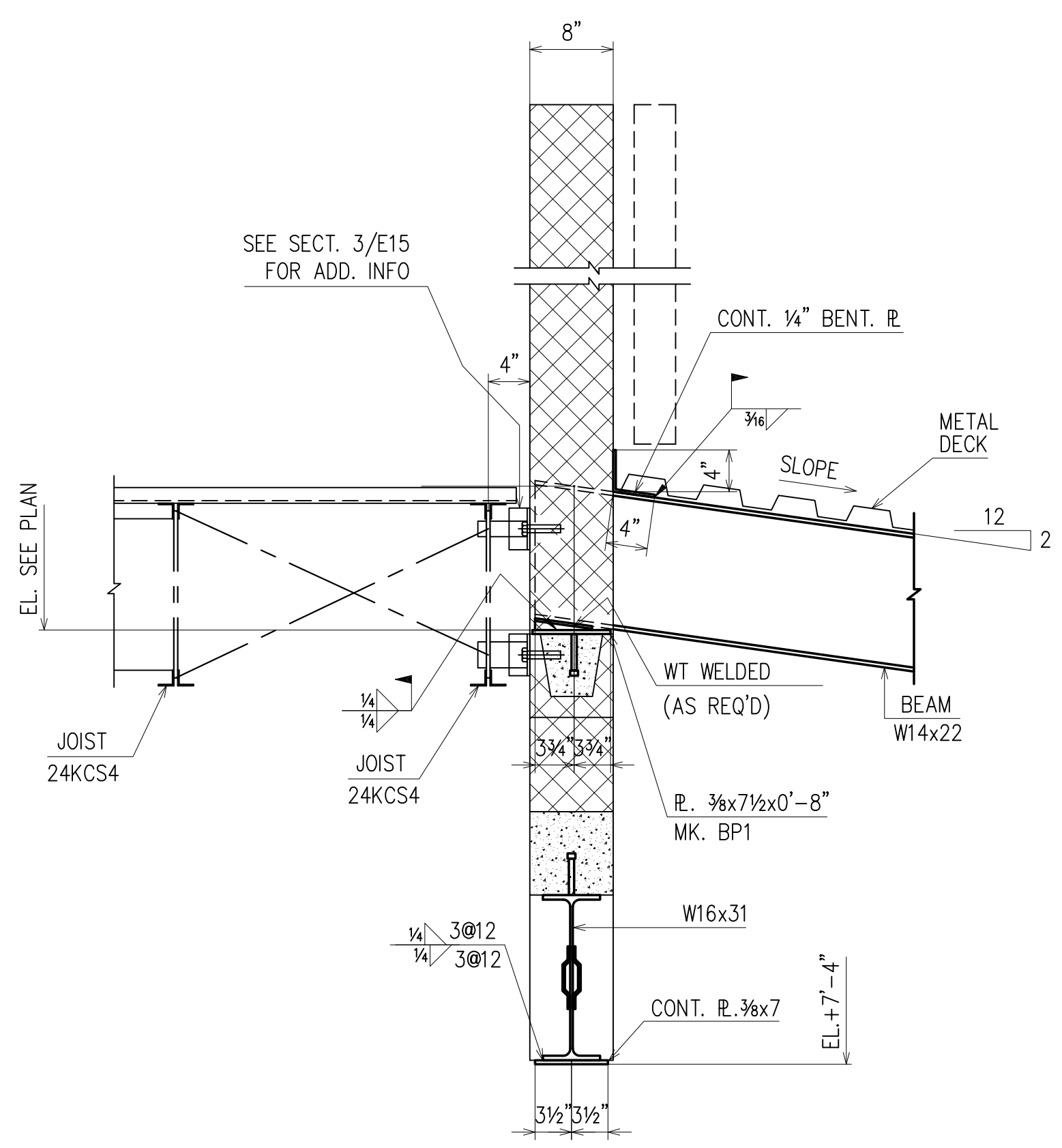
SECTION 1  
(RE : 1/S4.6)  
(E1)



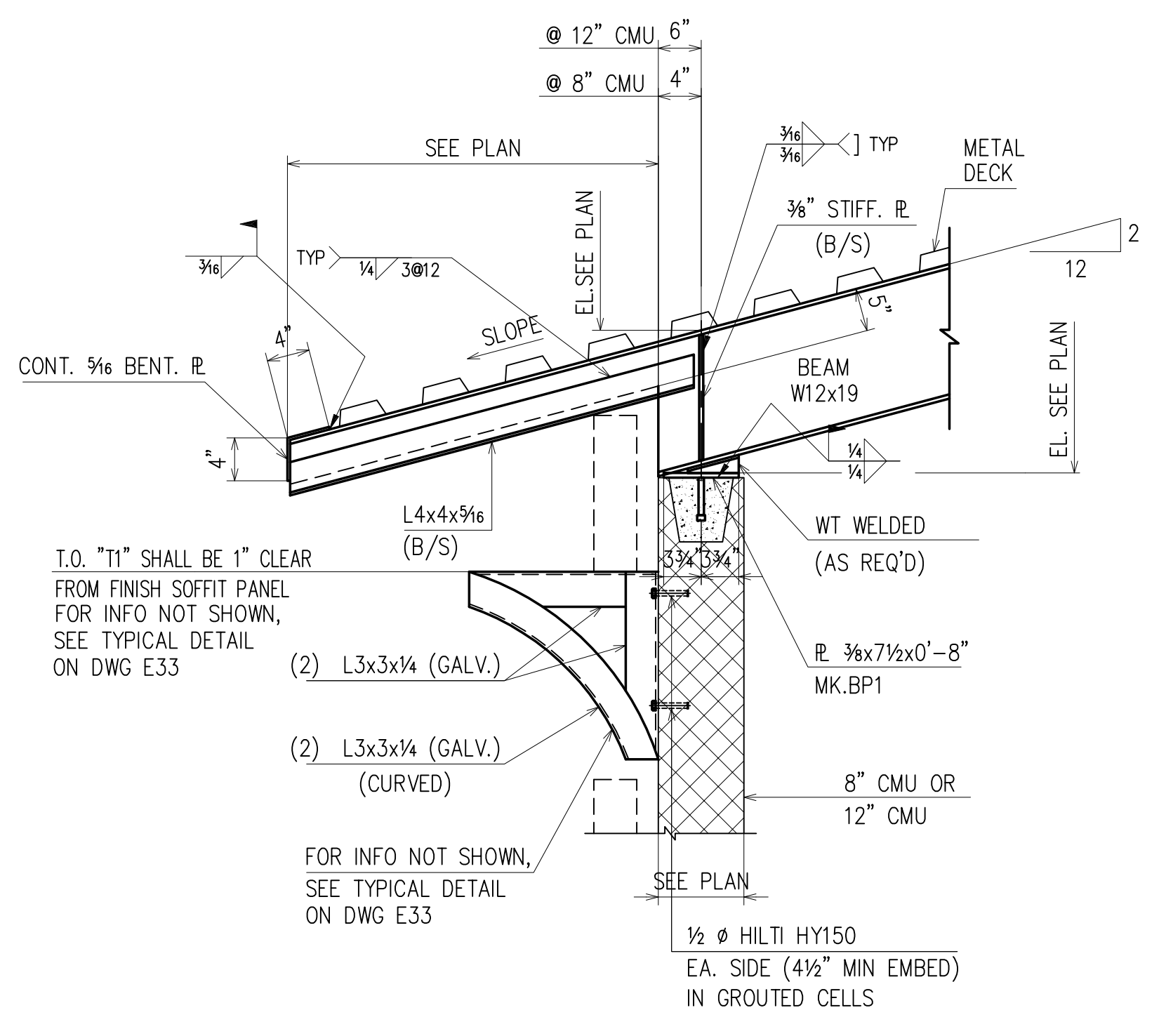
SECTION 2  
(RE : 2/S4.6)  
(E1)



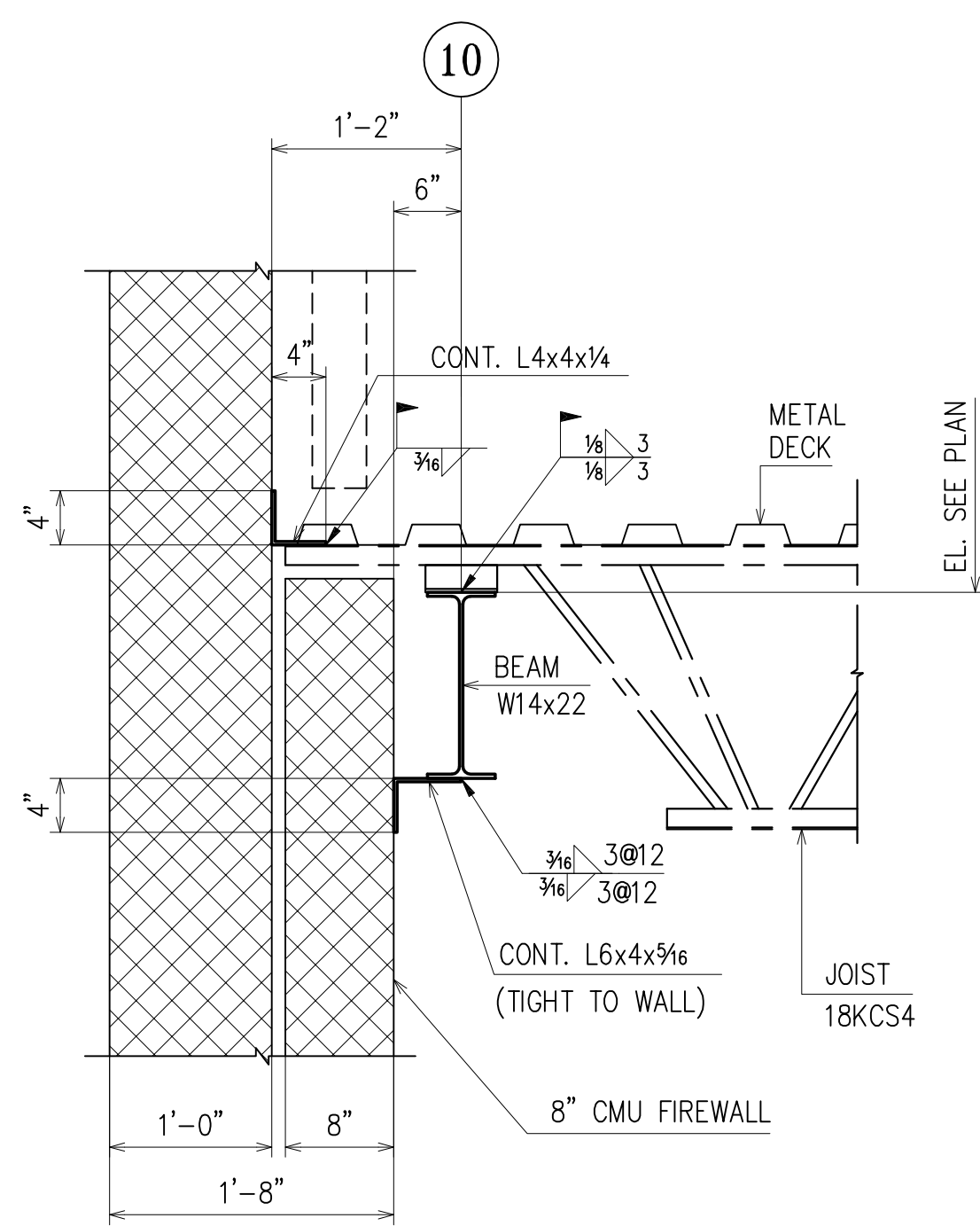
SECTION 3  
(RE : 3/S4.6)  
(E4)



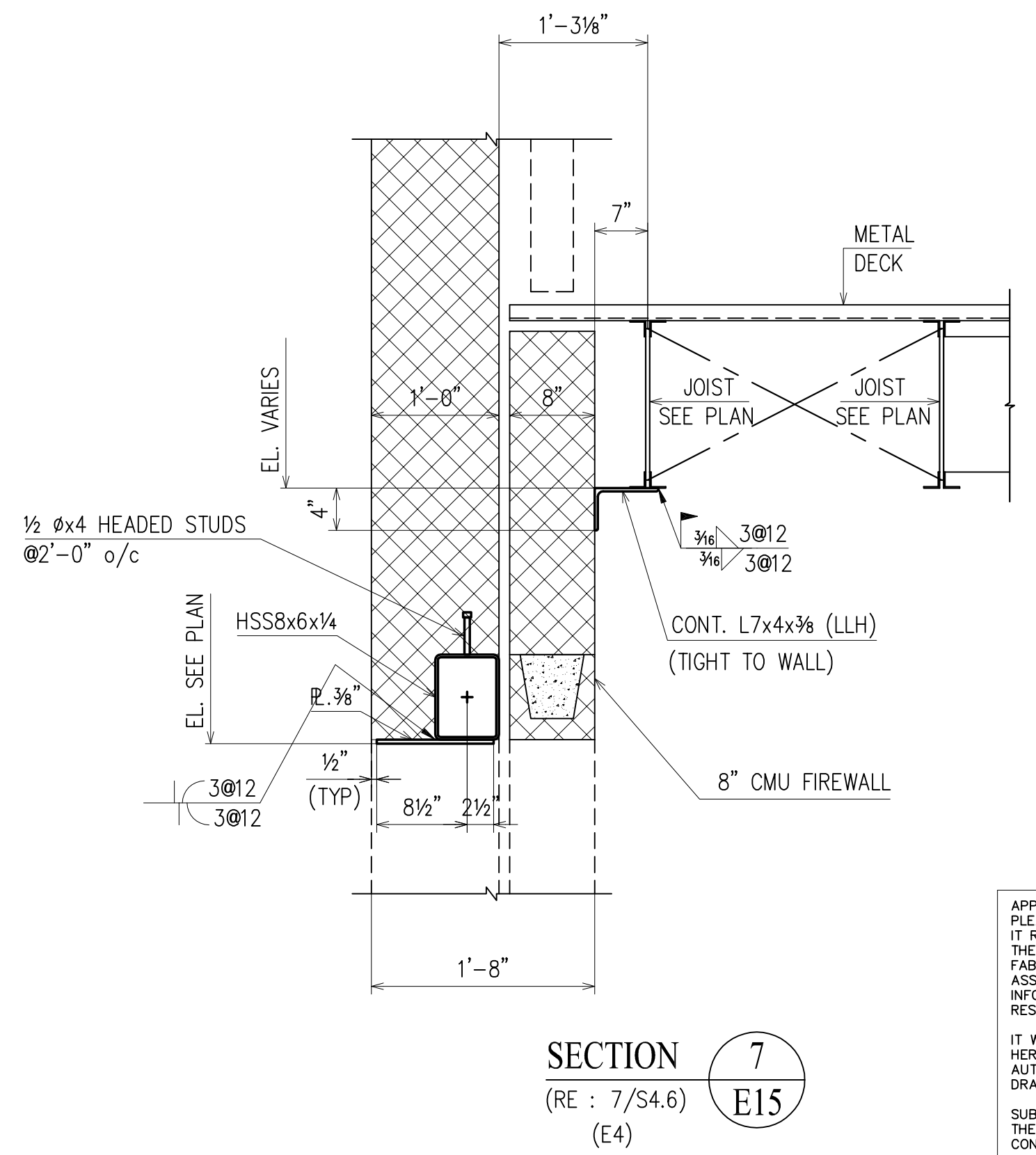
SECTION 4  
(RE : 4/S4.6)  
(E4)



SECTION 5  
(RE : 5/S4.6)  
(E4, E7)



SECTION 6  
(RE : 6/S4.6)  
(E4)

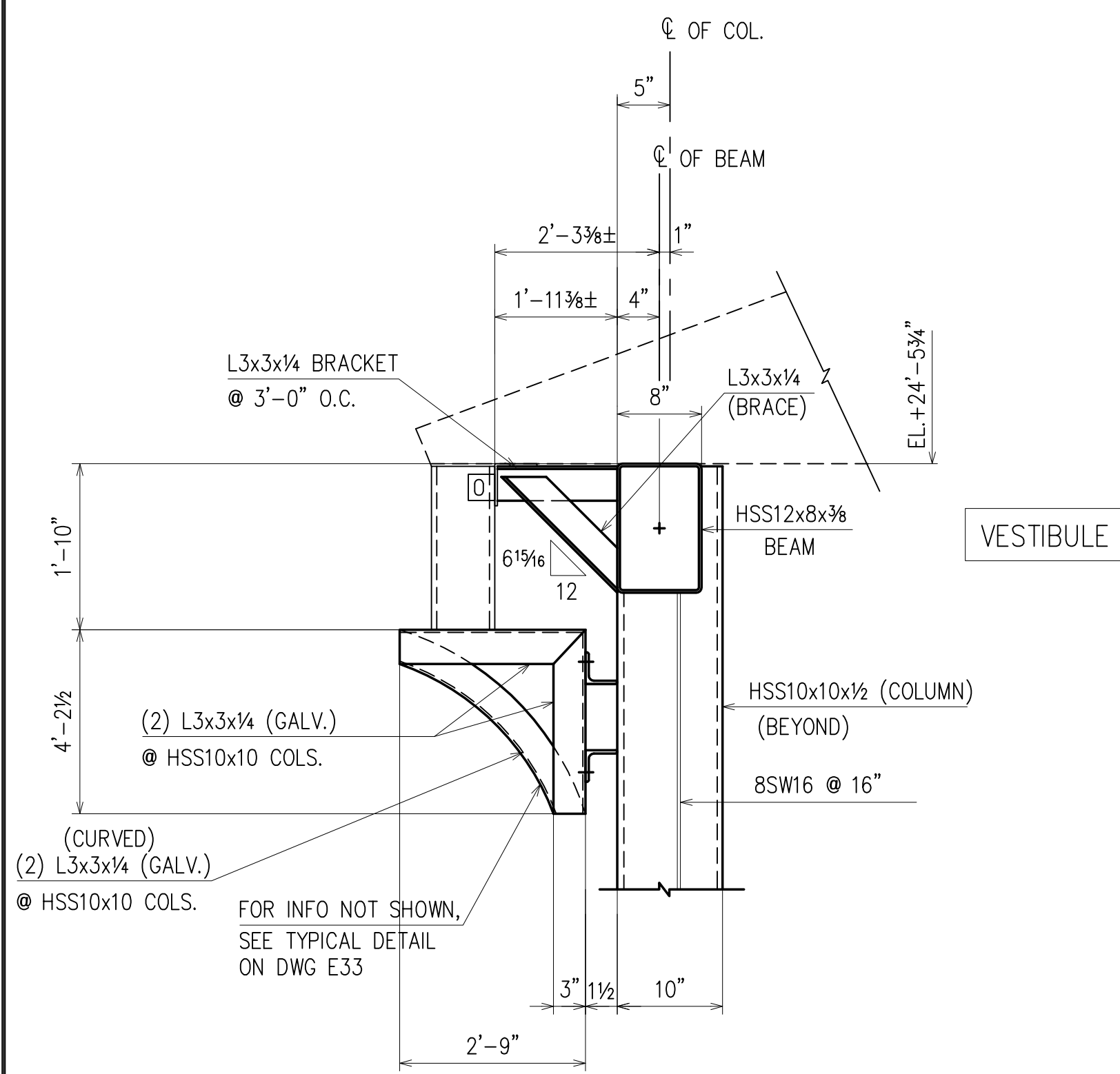


SECTION 7  
(RE : 7/S4.6)  
(E4)

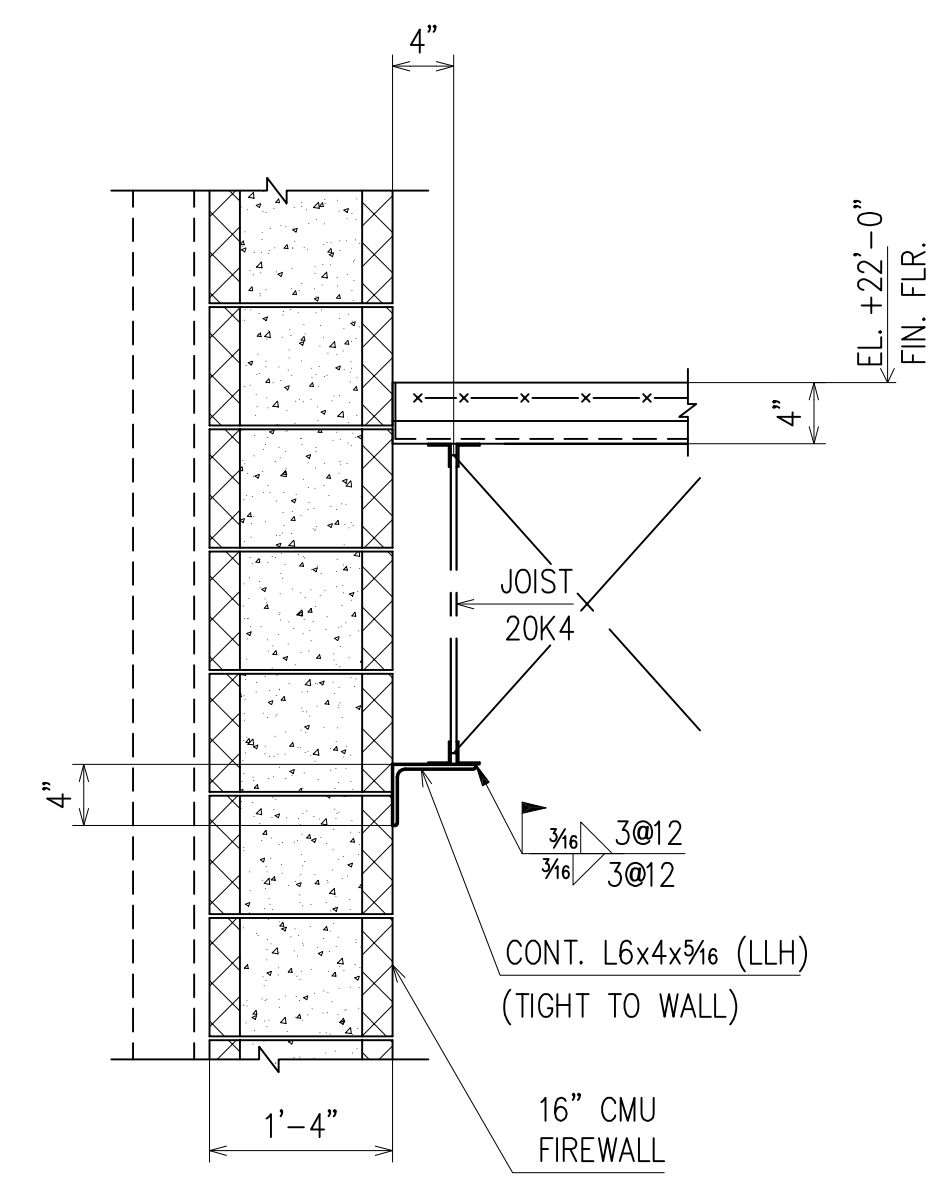
APPROVAL/REVIEW AUTHORITY:  
PLEASE REVIEW THIS DRAWING CAREFULLY  
IT REPRESENTS OUR INTERPRETATION OF THE INTENT OF  
THE CONTRACT DOCUMENTS. HOWEVER, THE STEEL  
FABRICATOR AND THE STRUCTURAL STEEL DETAILER  
ASSUME NO RESPONSIBILITY FOR THE ACCURACY OF THE  
INFORMATION SHOWN ON THIS DRAWING. THIS IS THE  
RESPONSIBILITY OF THE BUYER.  
IT WILL BE ASSUMED THAT ALL INFORMATION SHOWN  
HEREIN HAS THE AFFIRMATION OF THE APPROVAL  
AUTHORITY UNLESS NOTED TO THE CONTRARY ON THIS  
DRAWING WHEN IT IS RETURNED FOR APPROVAL.  
SUBSEQUENT CHANGES TO INFORMATION SHOWN ON  
THESE DRAWINGS AFTER FIRST SUBMISSION WILL BE  
CONSIDERED AS CONTRACT CHANGES.  
ADOPTED BY THE NATIONAL INSTITUTE OF STEEL DETAILING 1977.

DRAWINGS PREPARED BY:  
DIVISION FIVE DETAILING INC.  
1770 Gallagher Drive  
Vineland, New Jersey 08360  
Phone: (856) 794-9474  
Fax: (856) 696-2027

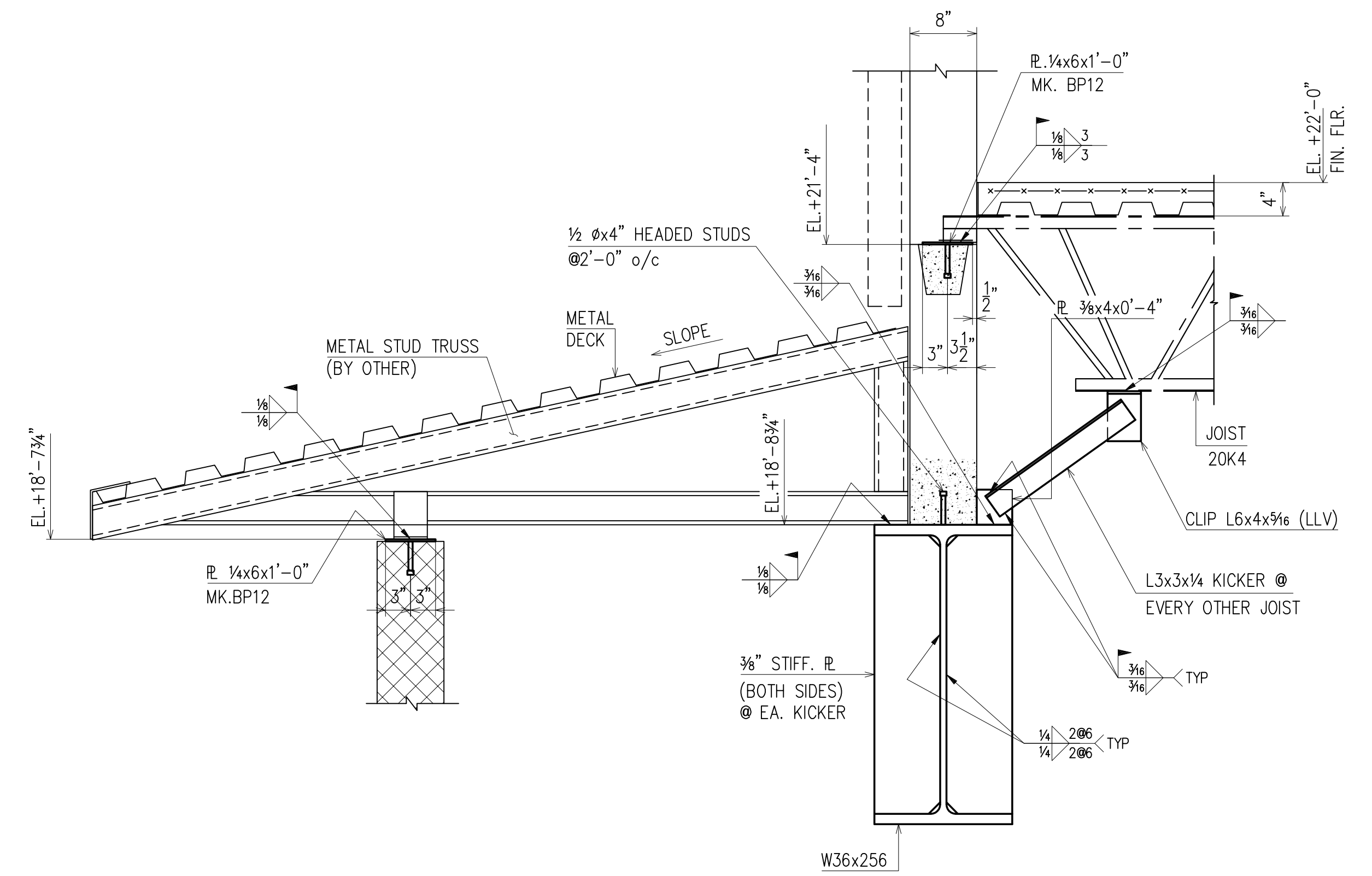
PAIN:						FOR FIELD	
MATERIAL:	4/15	ADD PC. MARKS				4th APPVL	
HOLES:	1/29/10	PER CHECK				3rd APPVL	
ELECTRODES:	10/30	FOR APPROVAL				2nd APPVL	
TOTAL WEIGHT	NO DATE	DESCRIPTION	NO DATE	DESCRIPTION		1st APPVL	
SC	BC	BCSC	REVISIONS			DATE	ISSUE
CUSTOMER:							
CHERRY STEEL CORP.							
DRAFTER DS	PROJECT: ATLANTIC COUNTY INSTITUTE OF TECHNOLOGY				CONTRACT NO		
DATE 10/01/09	LOCATION: MAYS LANDING, NJ				415		
CHECKED BCF	DWG TITLE: SECTIONS				DWG NO		
DATE 1/29/10					E15		



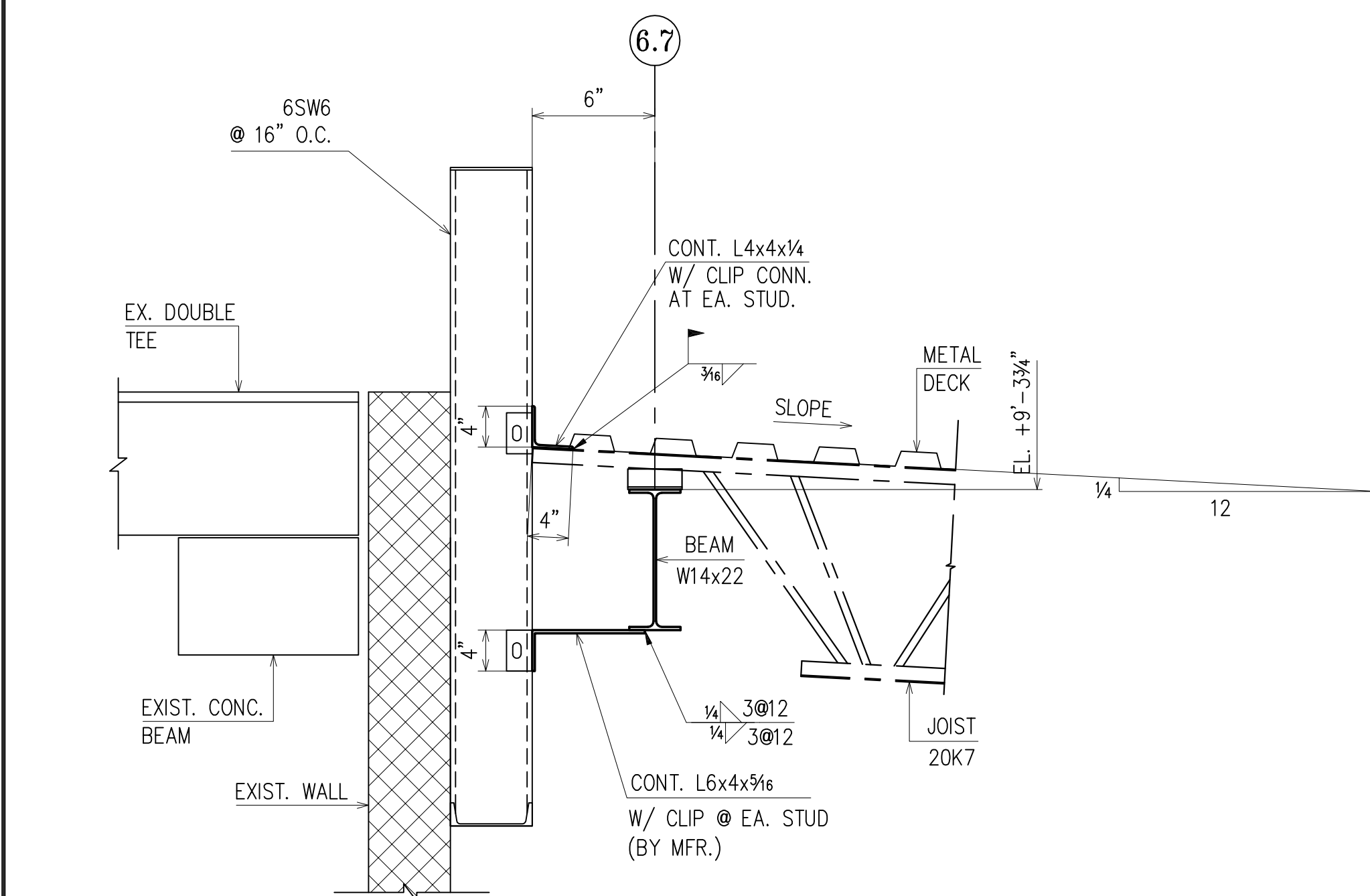
SECTION 1  
(RE : 8/S4.6)  
(E5)



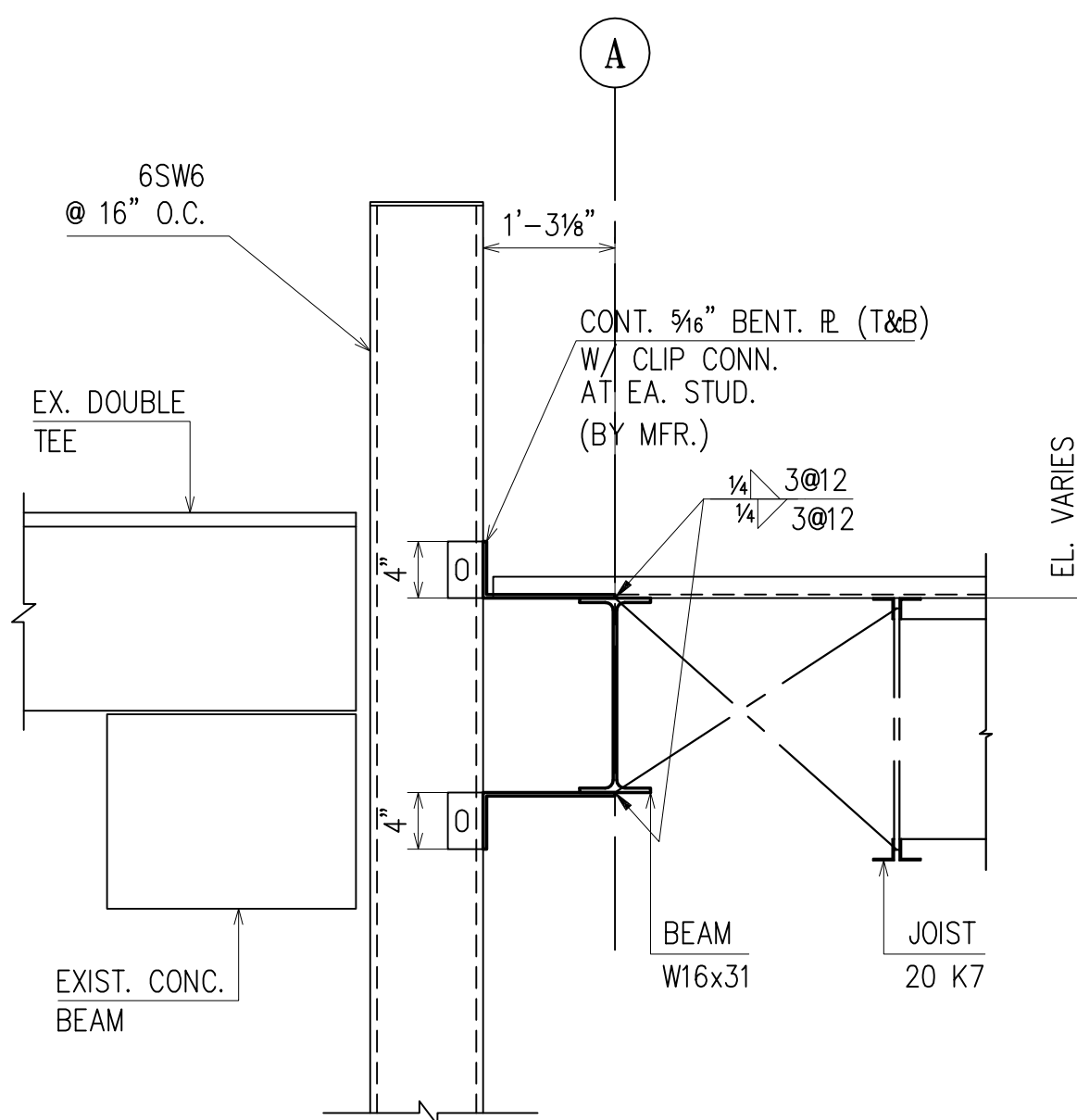
SECTION 2  
(RE : 10/S4.6)  
(E3)



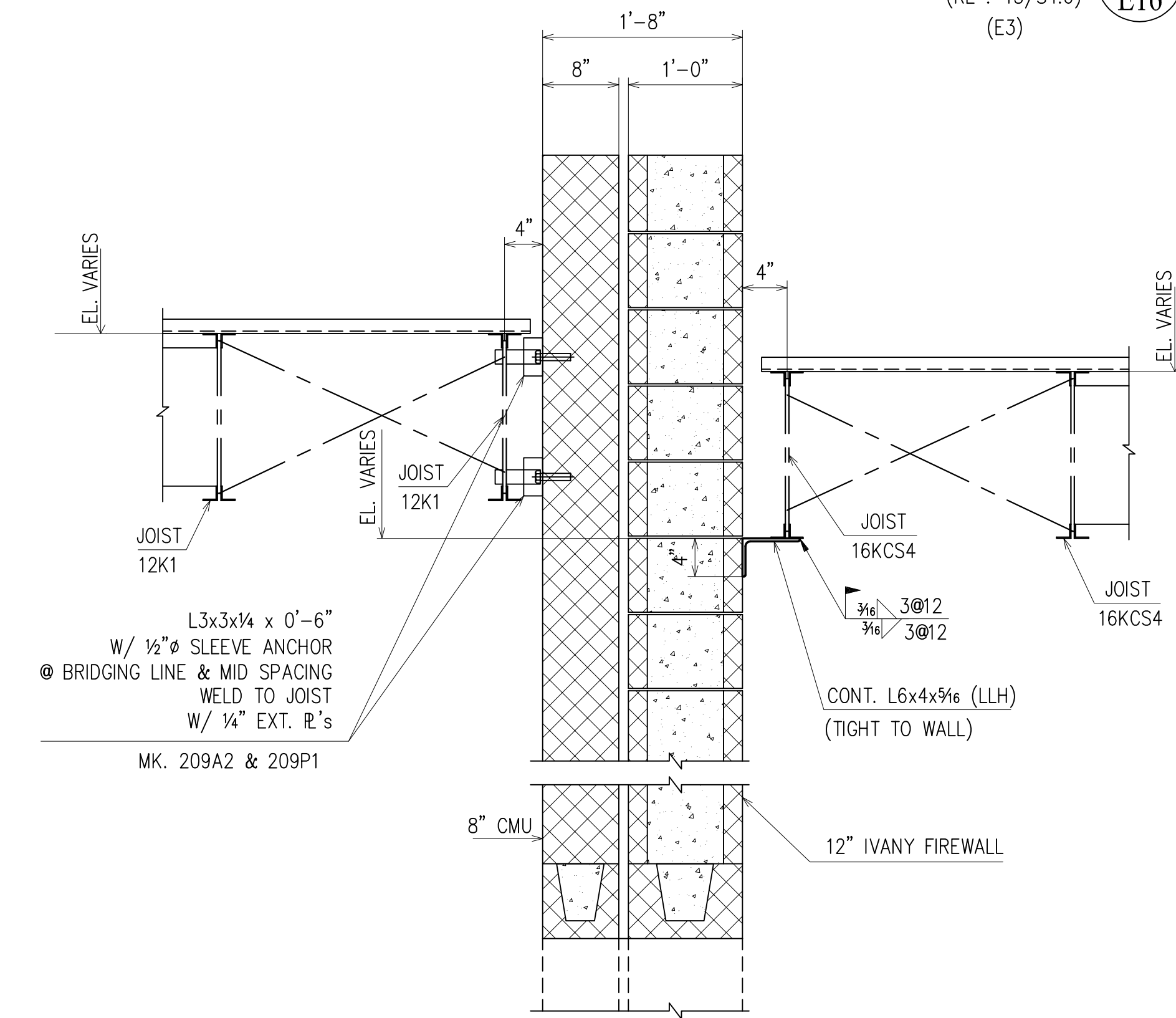
SECTION 3  
(RE : 15/S4.6)  
(E3)



SECTION 4  
(RE : 16/S4.6)  
(E1)



SECTION 5  
(RE : 17/S4.6)  
(E1)



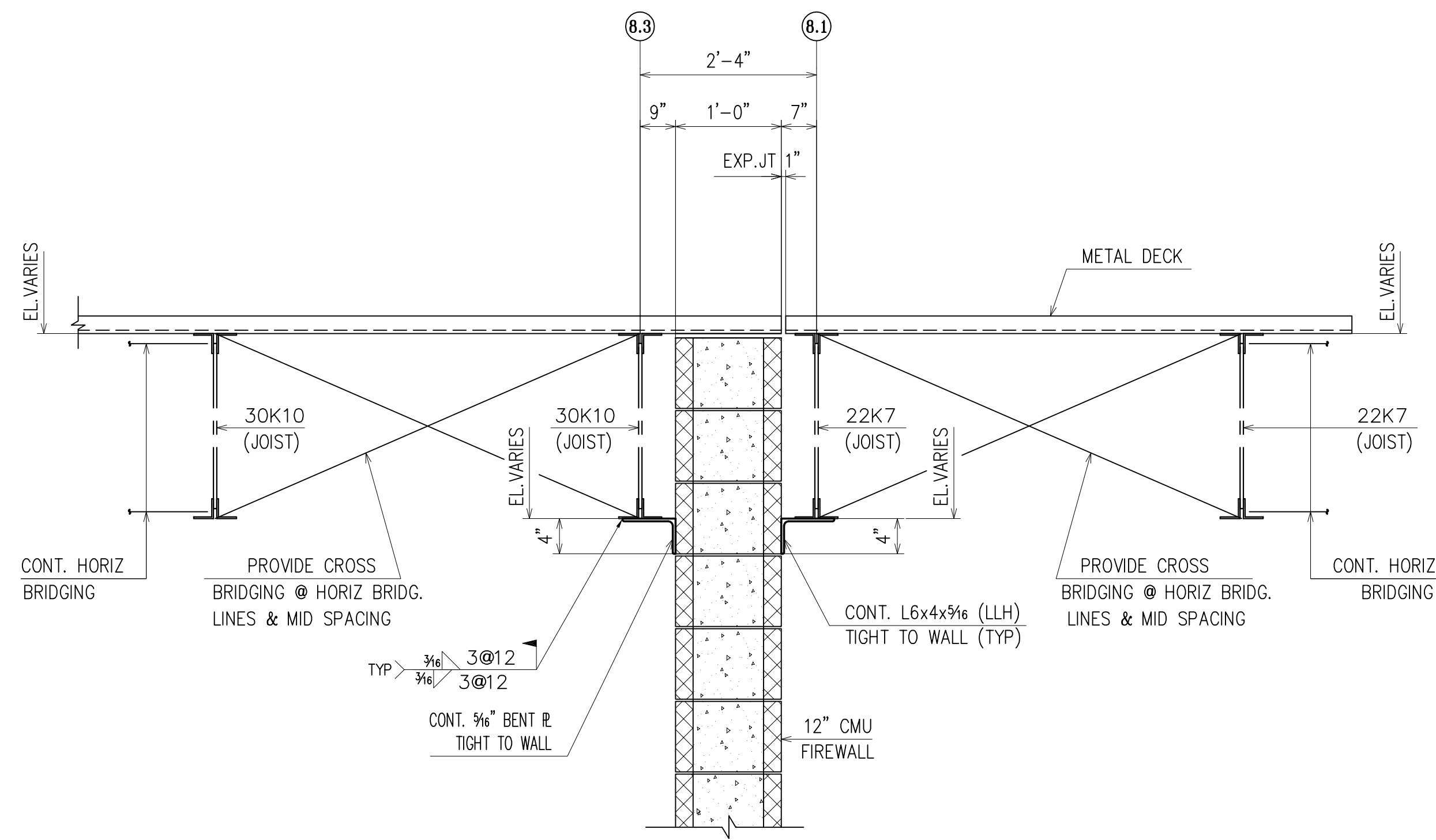
SECTION 6  
(RE : 18/S4.6)  
(E3)

APPROVAL/REVIEW AUTHORITY:  
PLEASE REVIEW THIS DRAWING CAREFULLY.  
IT REPRESENTS OUR INTERPRETATION OF THE INTENT OF THE CONTRACT DOCUMENTS. HOWEVER, THE STEEL FABRICATOR AND THE STRUCTURAL STEEL DETAILER ASSUME NO RESPONSIBILITY FOR THE ACCURACY OF THE INFORMATION SHOWN ON THIS DRAWING. THIS IS THE RESPONSIBILITY OF THE BUYER.  
IT WILL BE ASSUMED THAT ALL INFORMATION SHOWN HEREIN HAS THE AFFIRMATION OF THE APPROVAL AUTHORITY UNLESS NOTED TO THE CONTRARY ON THIS DRAWING WHEN IT IS RETURNED FROM APPROVAL.  
SUBSEQUENT CHANGES TO INFORMATION SHOWN ON THESE DRAWINGS AFTER FIRST SUBMISSION WILL BE CONSIDERED AS CONTRACT CHANGES.  
ADOPTED BY THE NATIONAL INSTITUTE OF STEEL DETAILING 1977.

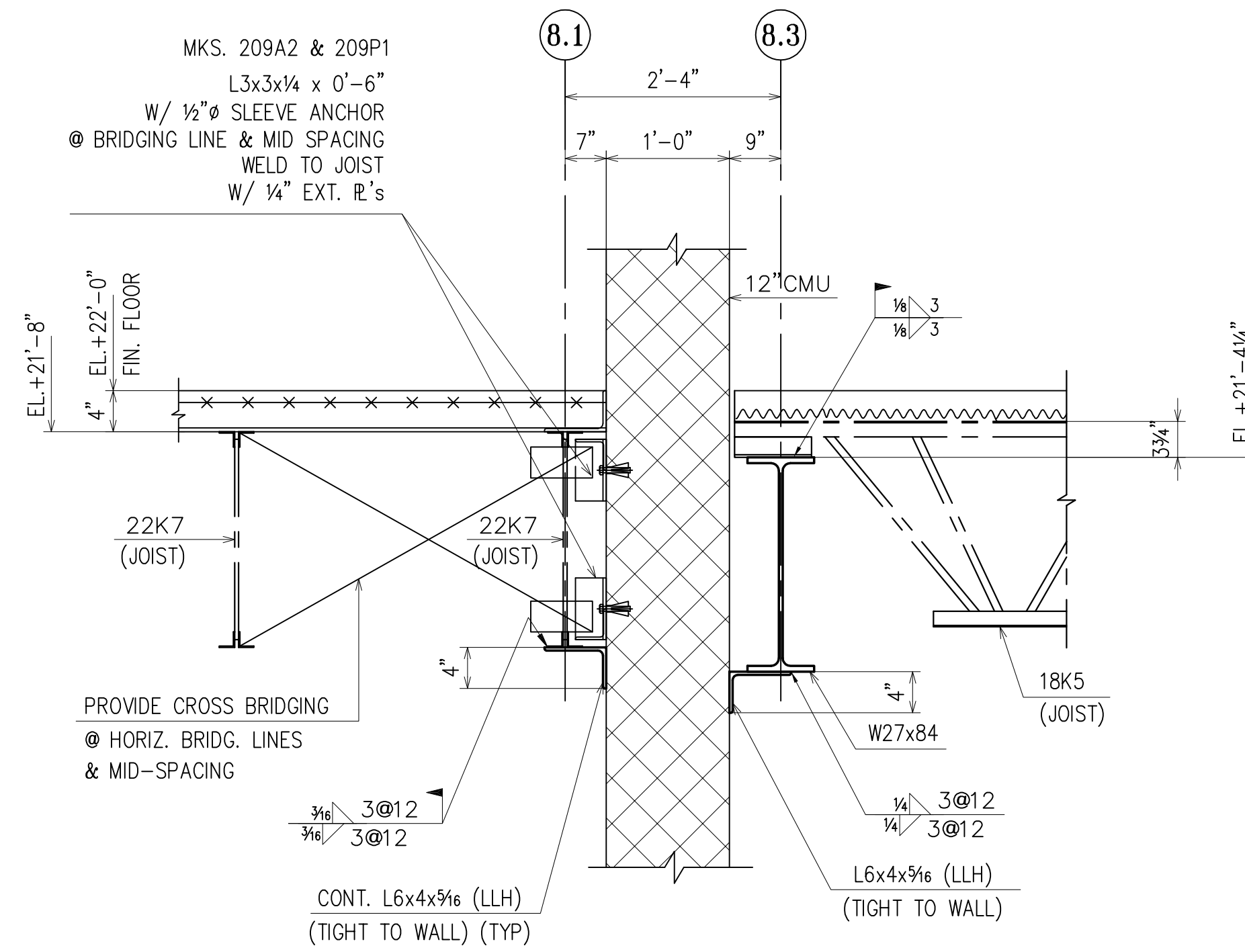
DRAWINGS PREPARED BY:	
DIVISION FIVE DETAILING INC.	
1770 Gallagher Drive	
Vineland, New Jersey 08360	
Phone: (856) 794-9474	
Fax: (856) 696-2027	

PAIN:				FOR FIELD
MATERIAL:	Δ 4/05	ADD P.C. MARKS		4th APPVL
HOLES:	Δ 1/29/10	PER CHECK		3rd APPVL
ELECTRODES:	Δ 10/30	FOR APPROVAL		2nd APPVL
TOTAL WEIGHT		NO DATE	DESCRIPTION	1st APPVL
SC	BC	BCSC	REVISIONS	DATE
CUSTOMER:				
CHERRY STEEL CORP.				
DRAFTER DS	PROJECT: ATLANTIC COUNTY INSTITUTE OF TECHNOLOGY	CONTRACT NO.		
DATE 10/01/09	LOCATION: MAYS LANDING, NJ	415		
CHECKED BCF	DWG TITLE: SECTIONS	DWG NO.		
DATE 1/29/10		E16		

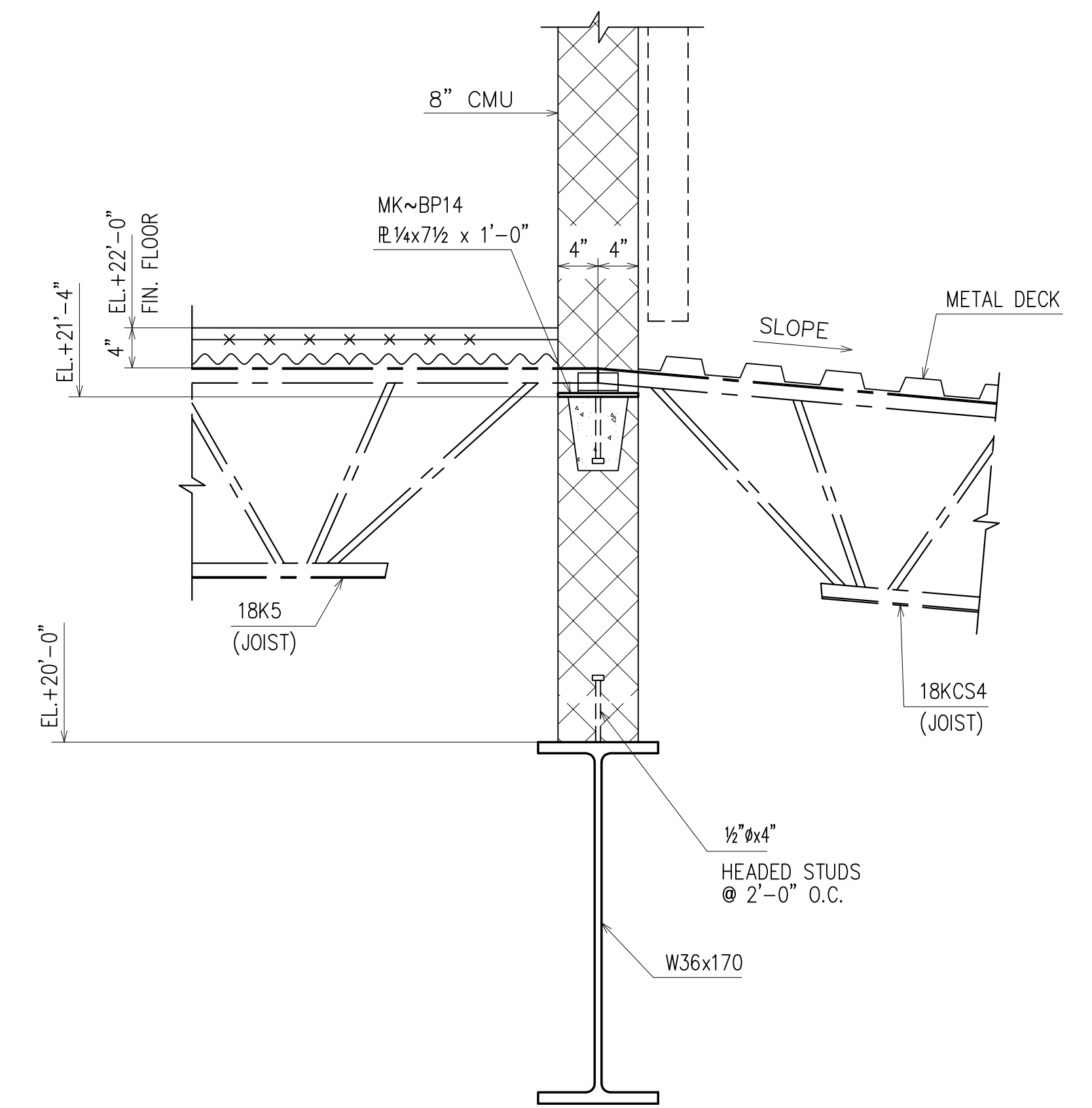




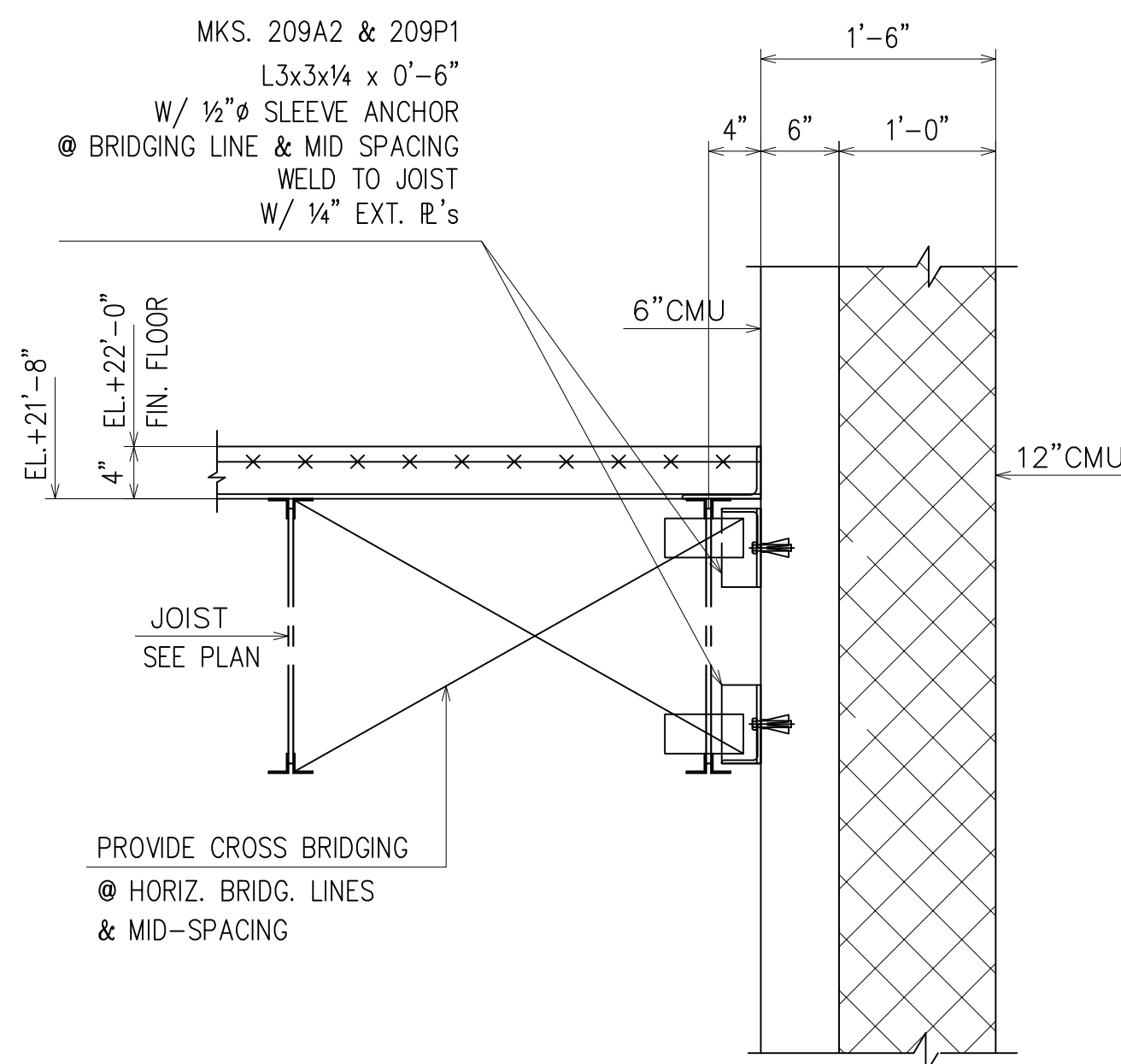
**SECTION 1**  
(RE : 8/S4.5)  
(E6, E7)



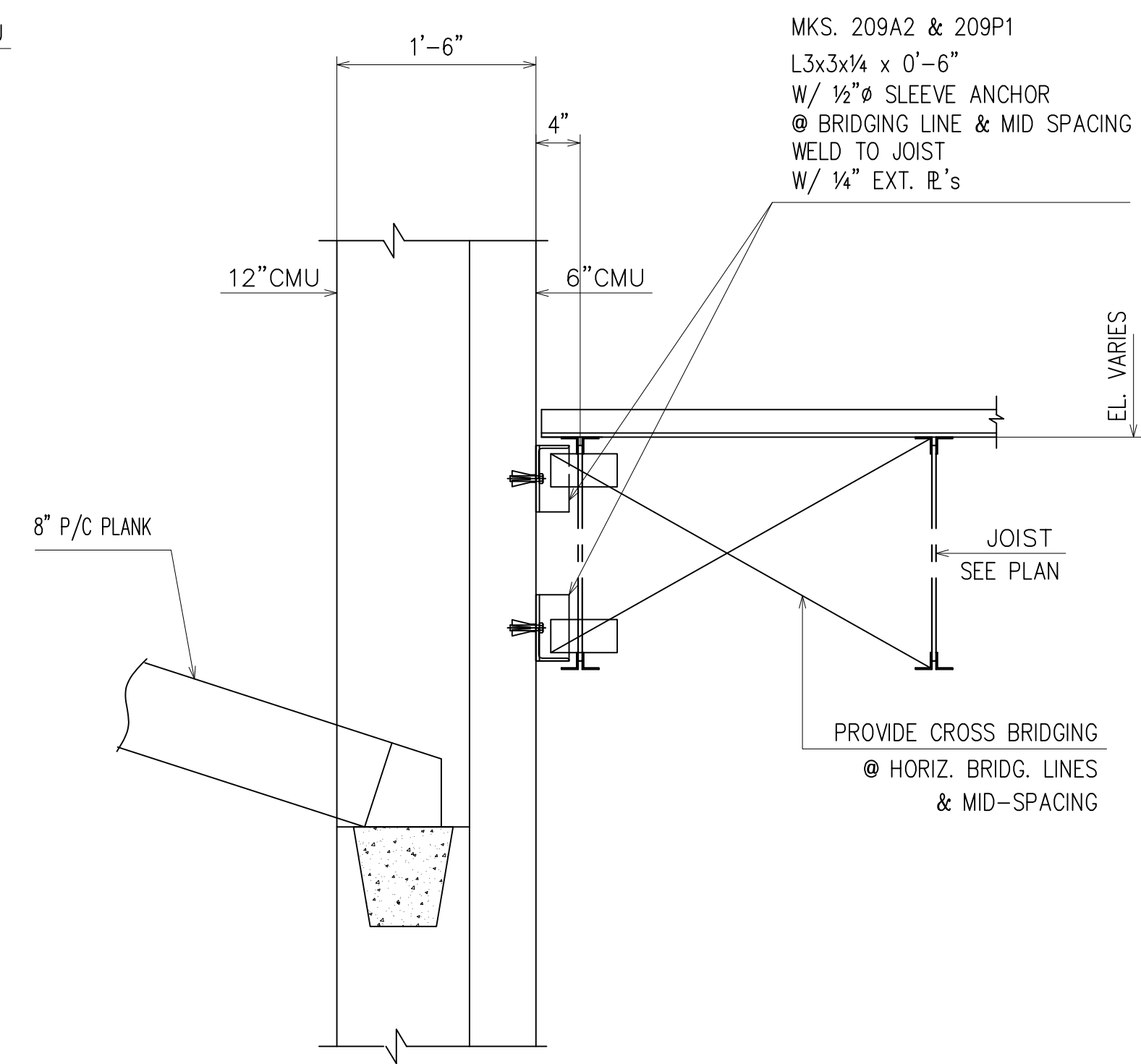
**SECTION 2**  
(RE : 6/S4.5)  
(E3, E4)



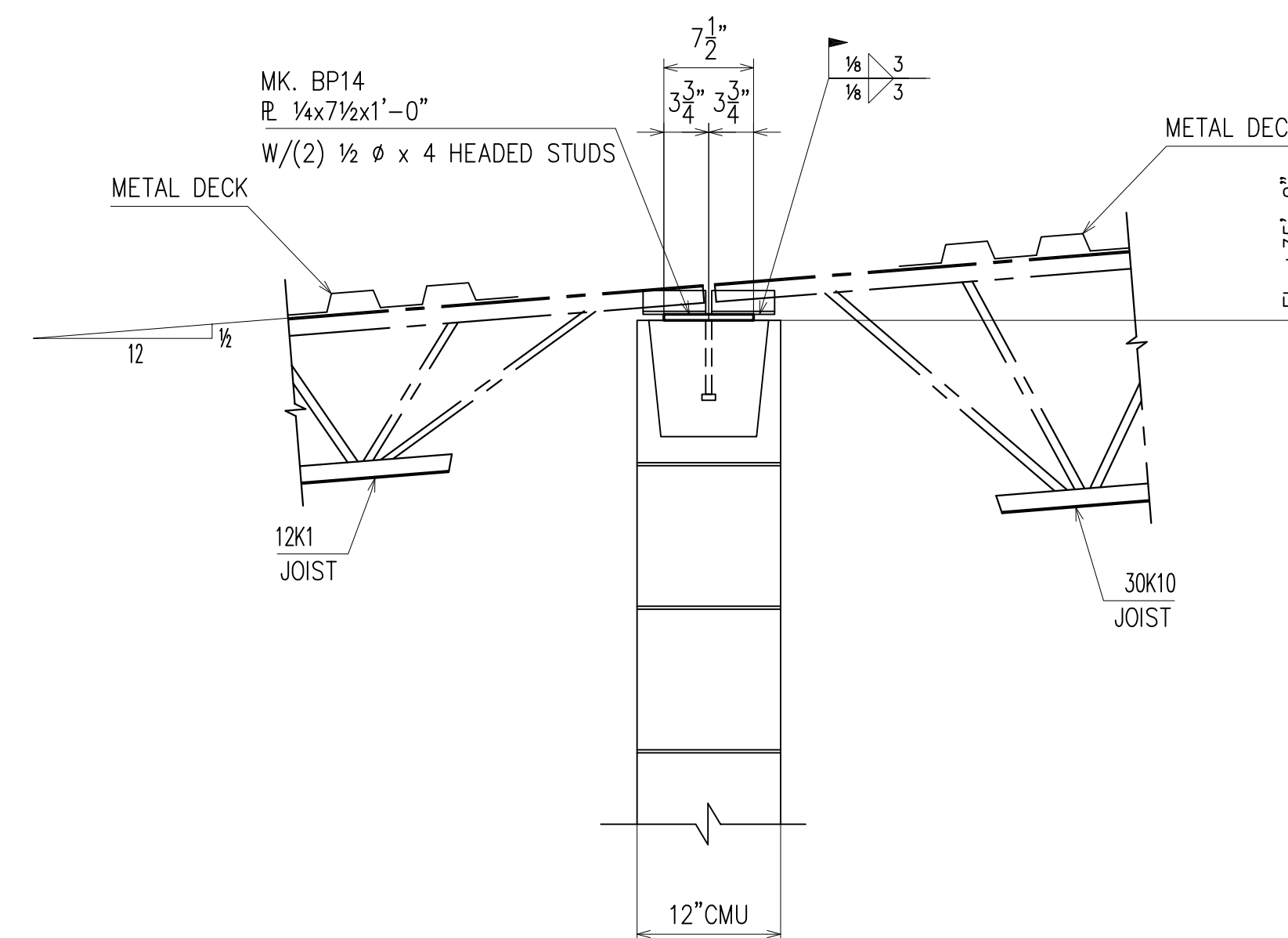
**SECTION 3**  
(RE : 7/S4.5)  
(E4)



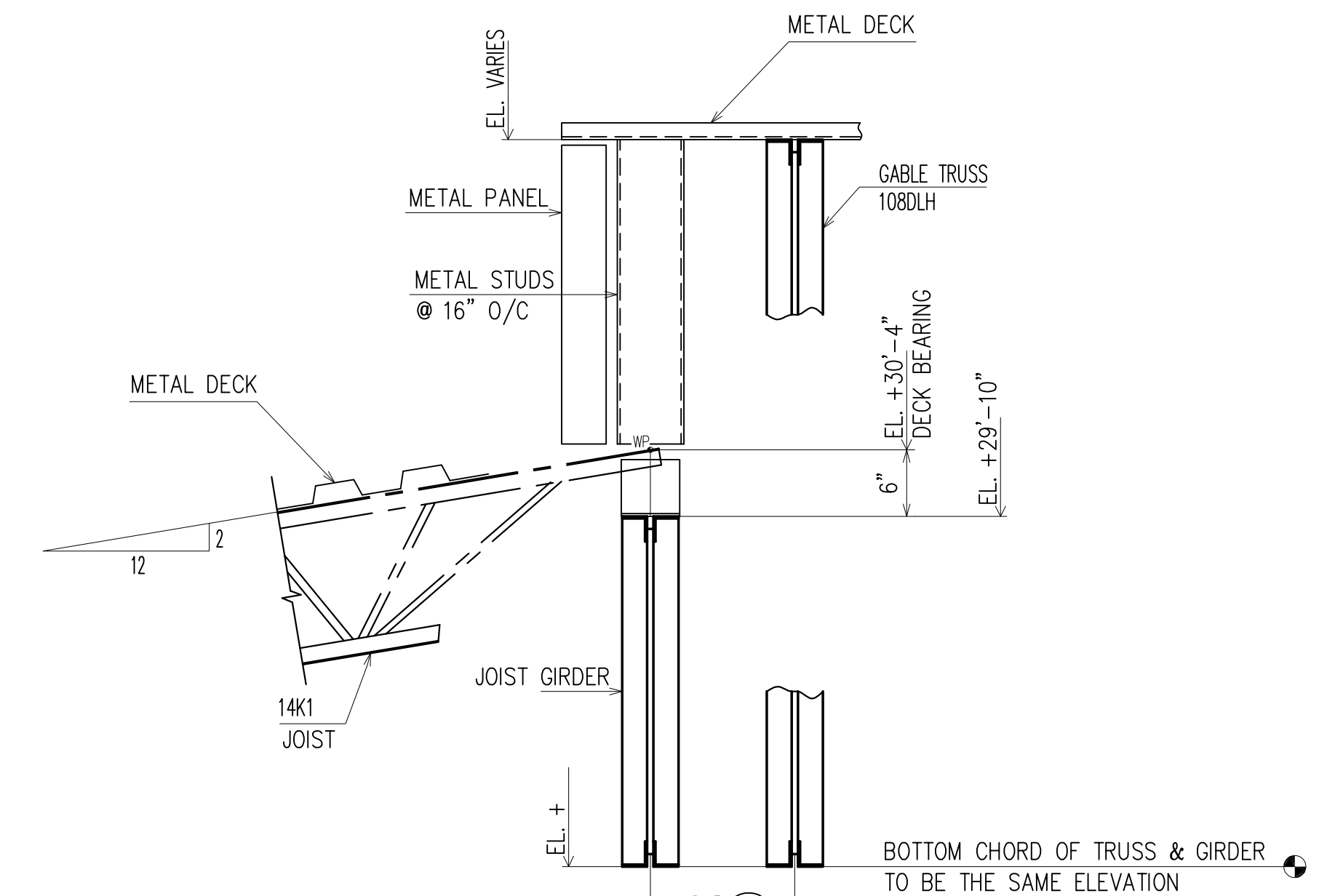
**SECTION 4**  
(RE : 5/S4.5)  
(E3)



**SECTION 5**  
(RE : 9/S4.5)  
(E6)

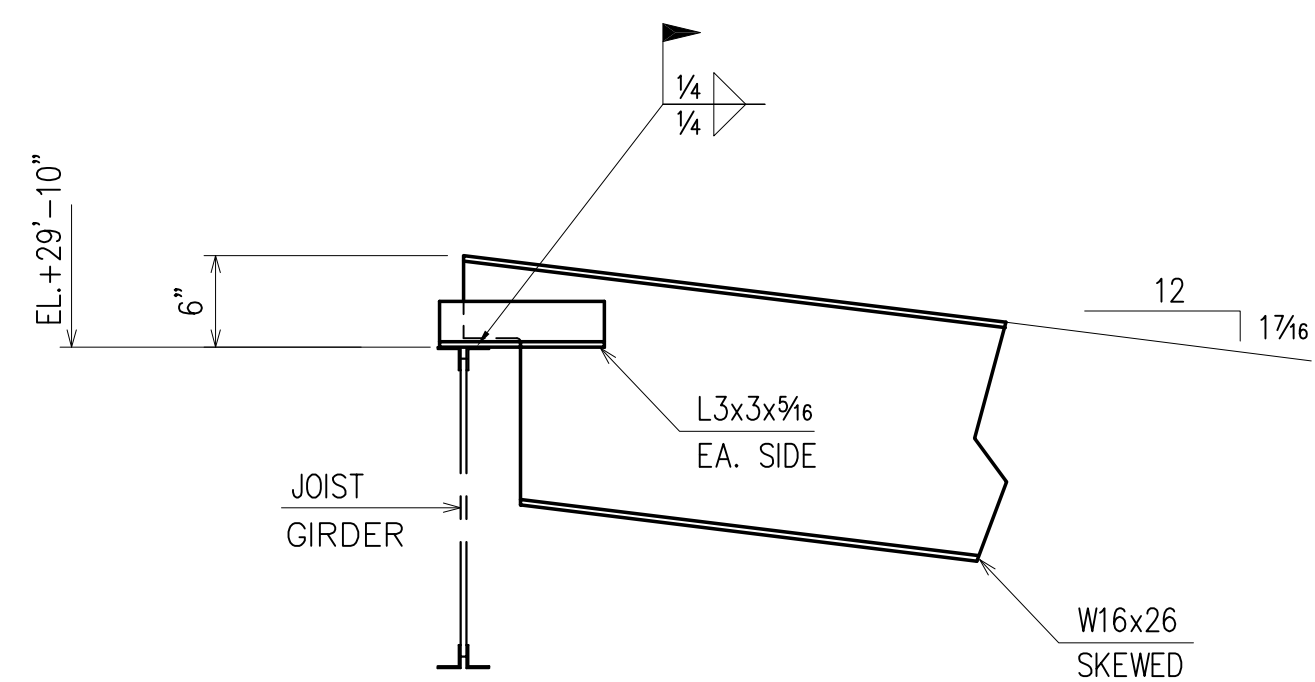


**SECTION 6**  
(E7)



**SECTION 7**  
(RE : 5/S4.4)  
(E7)

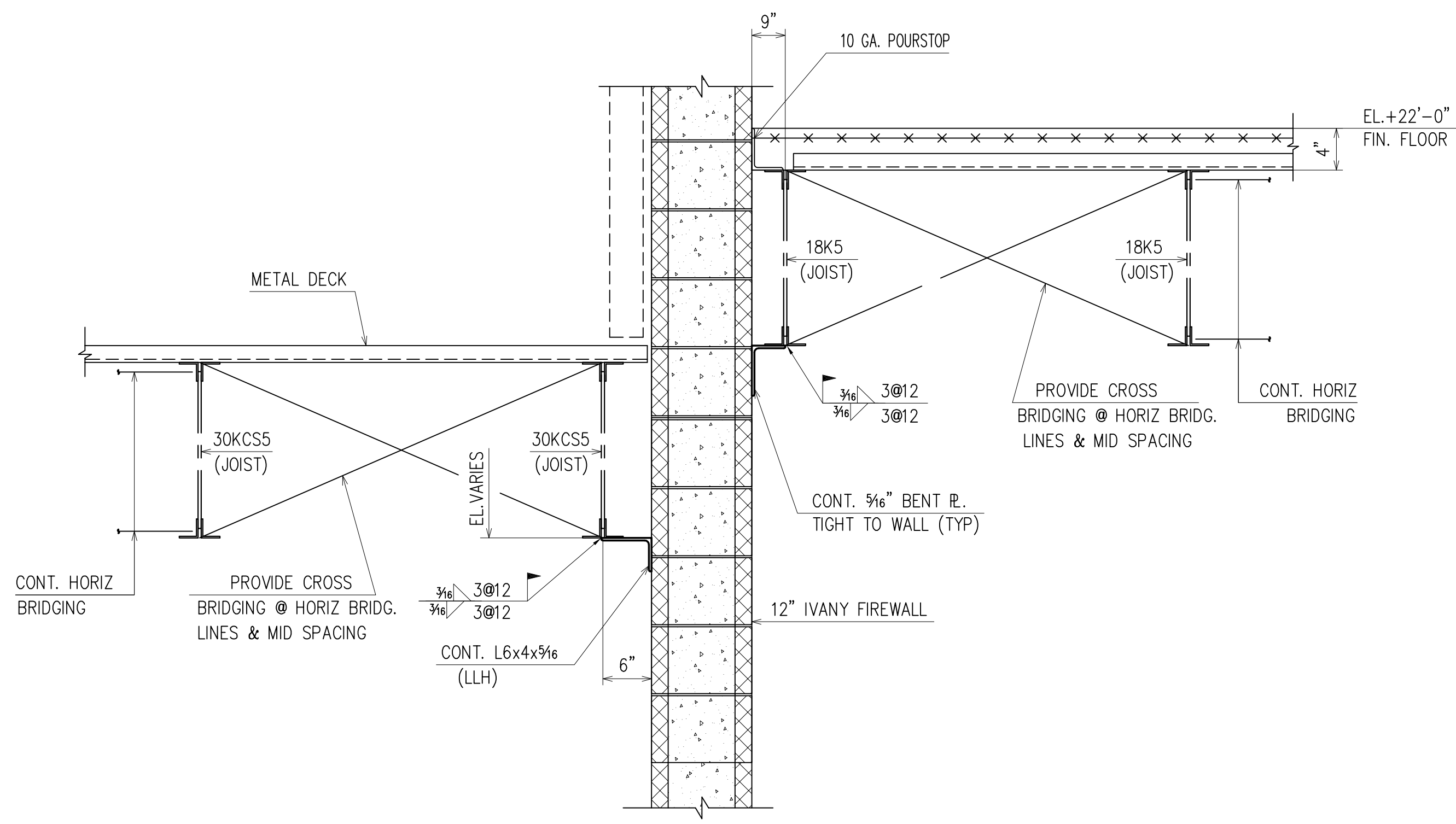
APPROVAL/REVIEW AUTHORITY:  
HEREIN HAS THE AFFIRMATION OF THE APPROVAL  
IT REPRESENTS OUR INTERPRETATION OF THE INTENT OF  
THE CONTRACT DOCUMENTS. HOWEVER, THE STEEL  
FABRICATOR AND THE STRUCTURAL STEEL DETAILER  
ASSUME NO RESPONSIBILITY FOR THE ACCURACY OF THE  
INFORMATION SHOWN ON THIS DRAWING. THIS IS THE  
RESPONSIBILITY OF THE BUYER.  
IT WILL BE ASSUMED THAT ALL INFORMATION SHOWN  
HEREIN HAS THE AFFIRMATION OF THE APPROVAL  
AUTHORITY UNLESS NOTED TO THE CONTRARY ON THIS  
DRAWING WHEN IT IS RETURNED FROM APPROVAL.  
SUBSEQUENT CHANGES TO INFORMATION SHOWN ON  
THESE DRAWINGS AFTER FIRST SUBMISSION WILL BE  
CONSIDERED AS CONTRACT CHANGES.  
ADOPTED BY THE NATIONAL INSTITUTE OF STEEL DETAILING 1977.



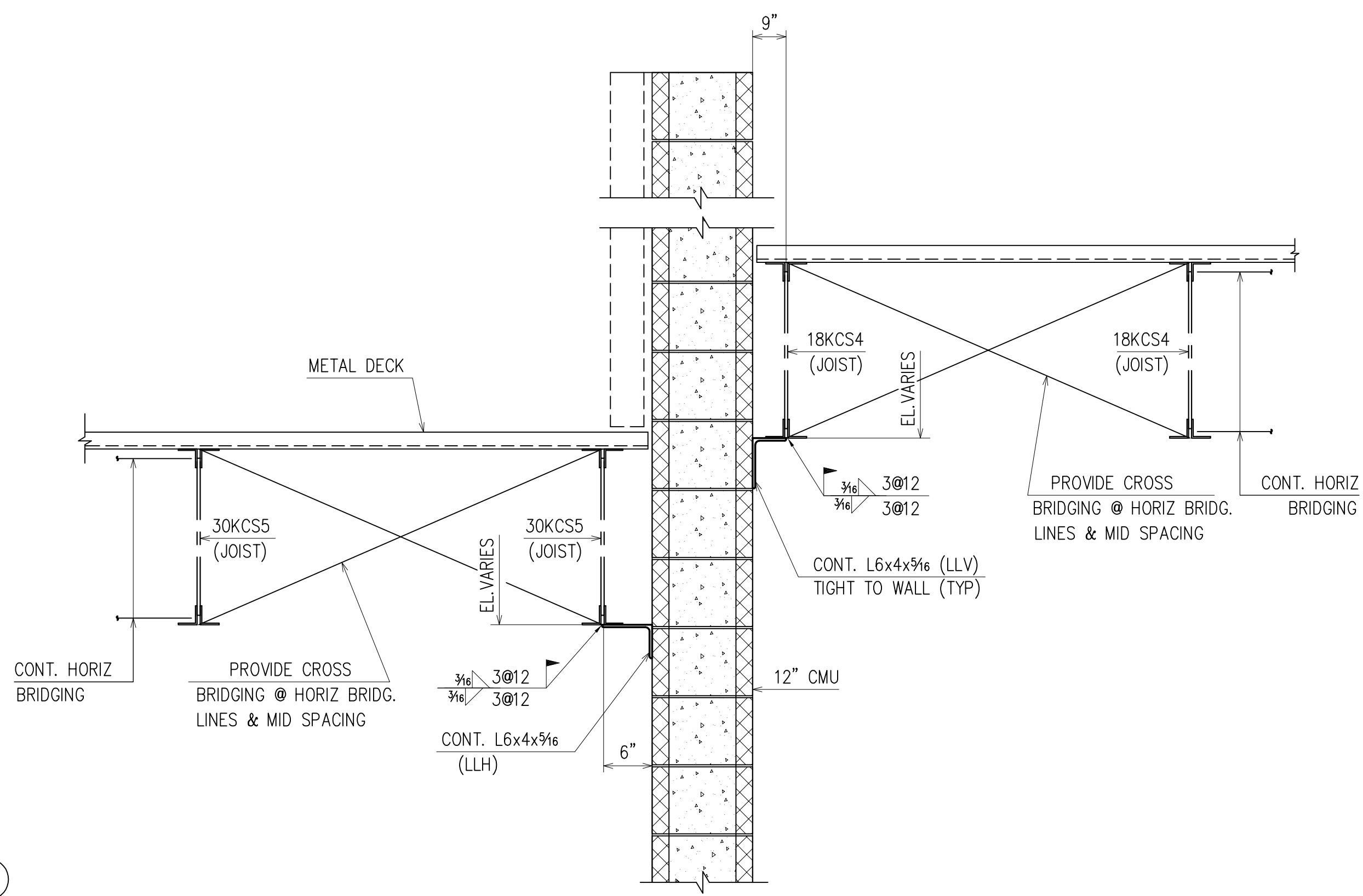
**SECTION 8**  
(E7)

DRAWINGS PREPARED BY:  
DIVISION FIVE DETAILING INC.  
1770 Gallagher Drive  
Vineland, New Jersey 08360  
Phone: (856) 794-9474  
Fax: (856) 696-2027

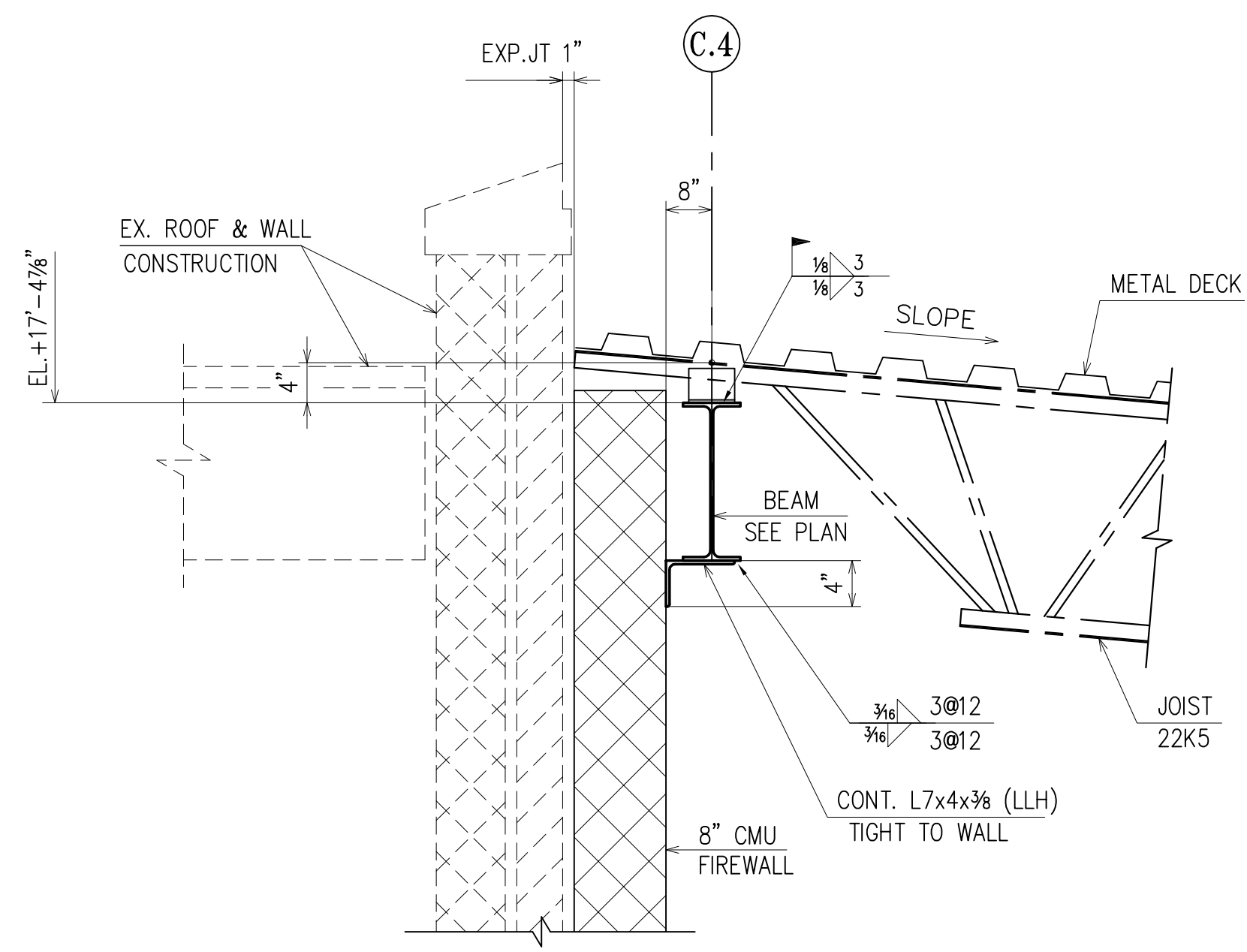
PAIN:					FOR FIELD
MATERIAL:	4/15/10	ADD PC. MARKS			4th APPVL
HOLES:	1/29/10	PER CHECK			3rd APPVL
ELECTRODES:	10/30	FOR APPROVAL			2nd APPVL
TOTAL WEIGHT	NO DATE	DESCRIPTION	NO DATE	DESCRIPTION	1st APPVL
SC	BC	BCSC	REVISIONS		DATE
CUSTOMER: <b>CHERRY STEEL CORP.</b>					
DRAFTER	D5	PROJECT: ATLANTIC COUNTY INSTITUTE OF TECHNOLOGY	CONTRACT NO		
DATE	10/1/09	LOCATION: MAYS LANDING, NJ	415		
CHECKED	BCF	DWG TITLE: SECTIONS	DWG NO		
DATE	1/29/10		E17		



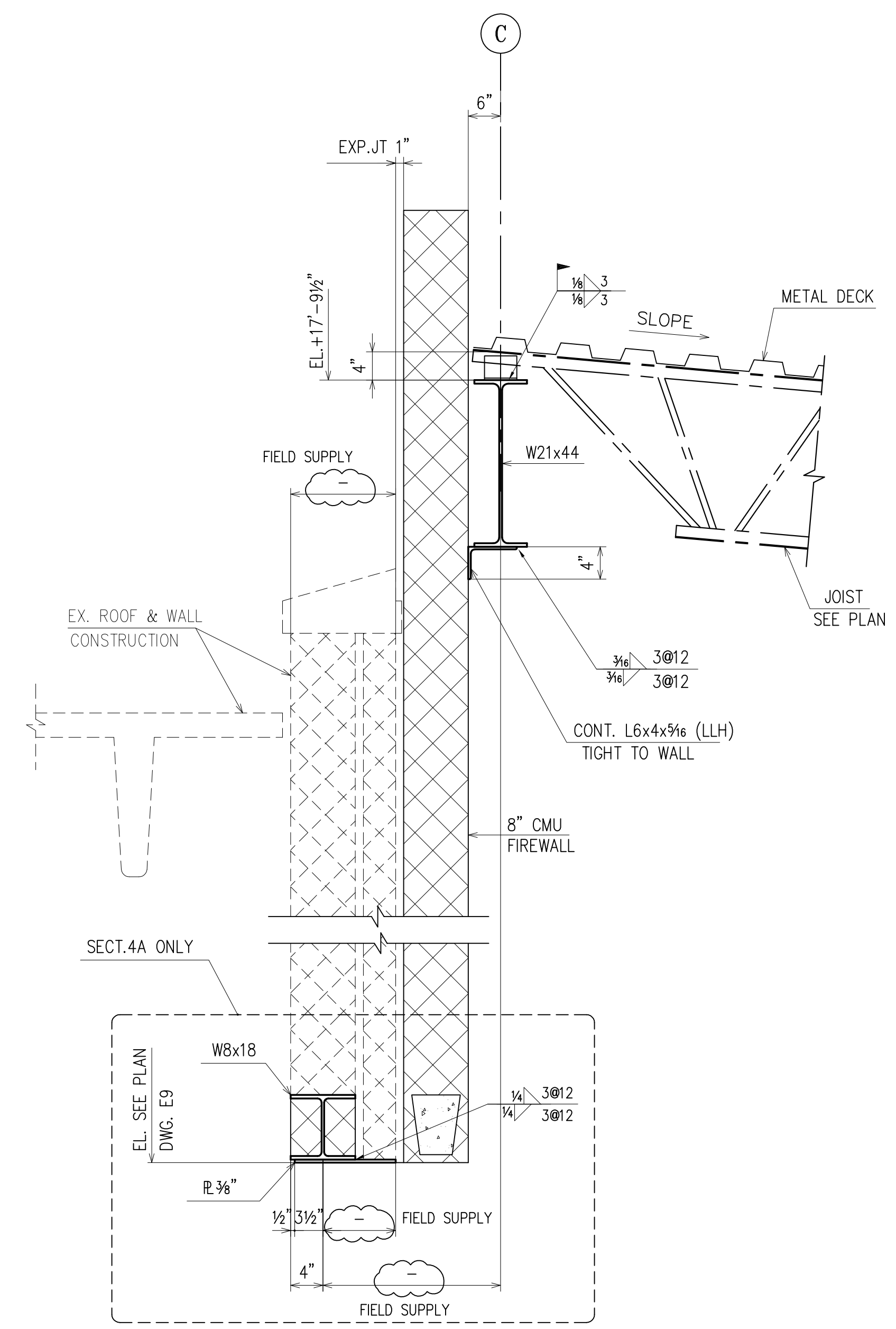
**SECTION 1**  
(RE : 10/S4.5)  
(E4)



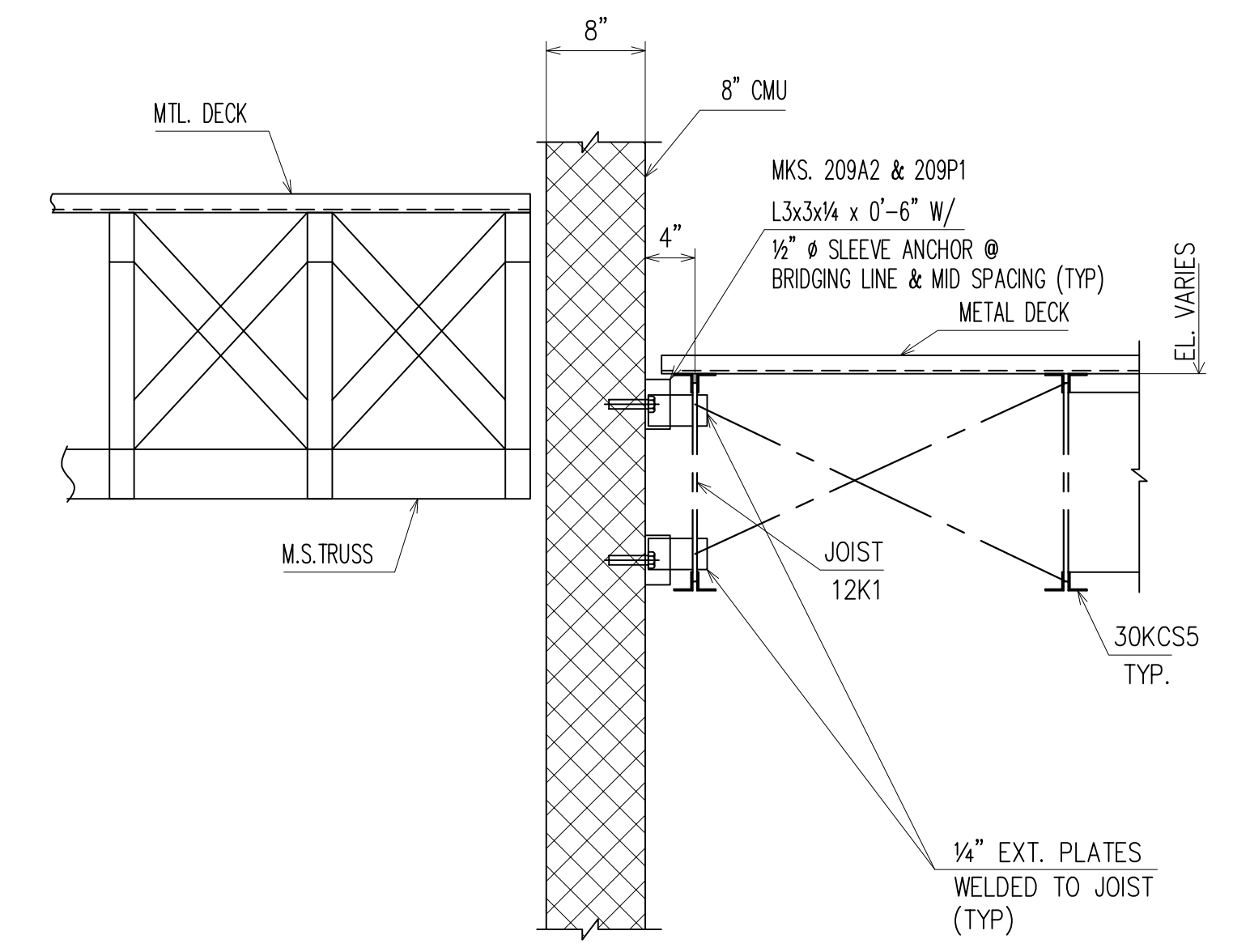
**SECTION 2**  
(RE : 11/S4.5)  
(E4)



**SECTION 3**  
(RE : 12/S4.5)  
(E1)



**SECTION 4**  
(RE : 13,13A/S4.5)  
(E1)

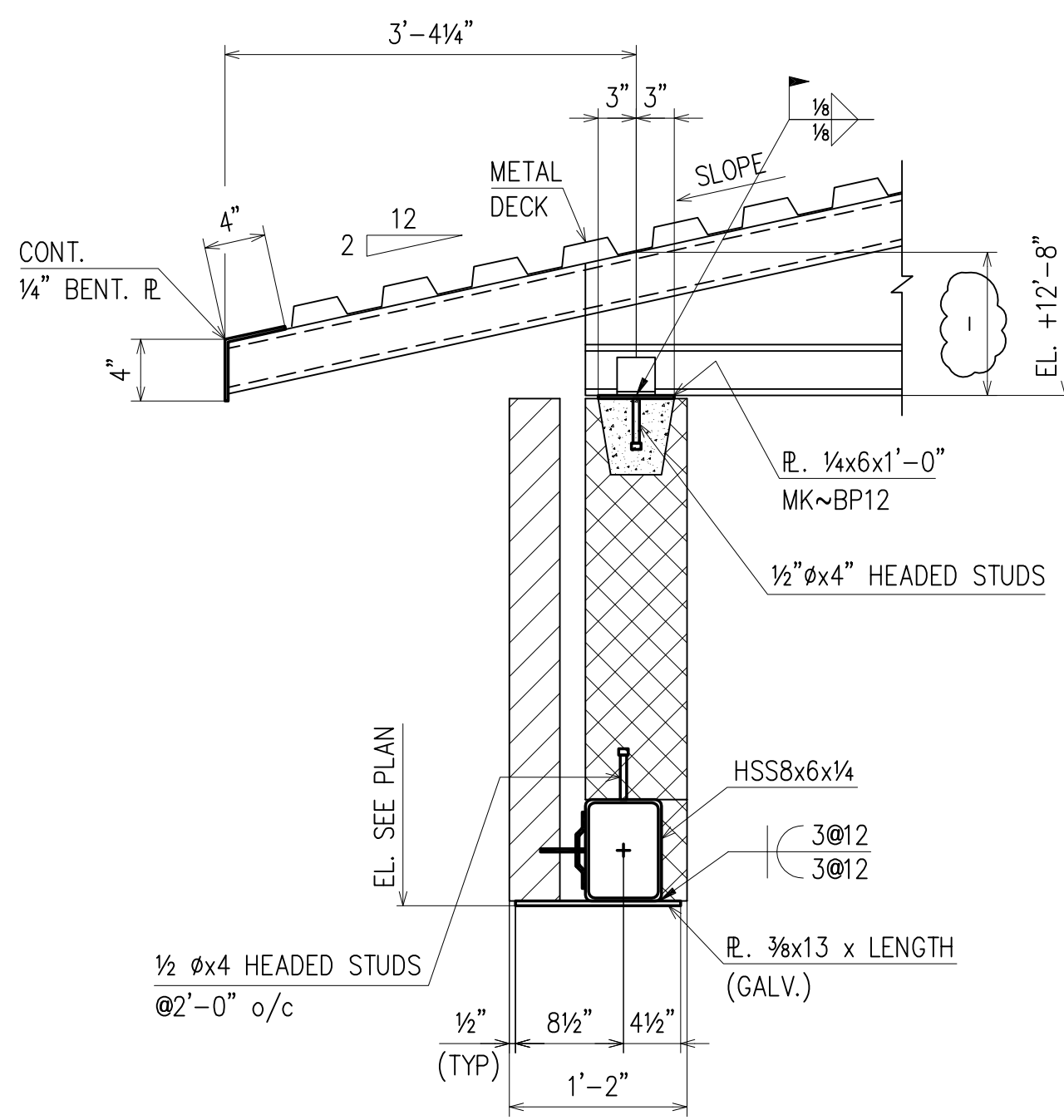


**SECTION 5**  
(RE : 12/S4.7)  
(E4)

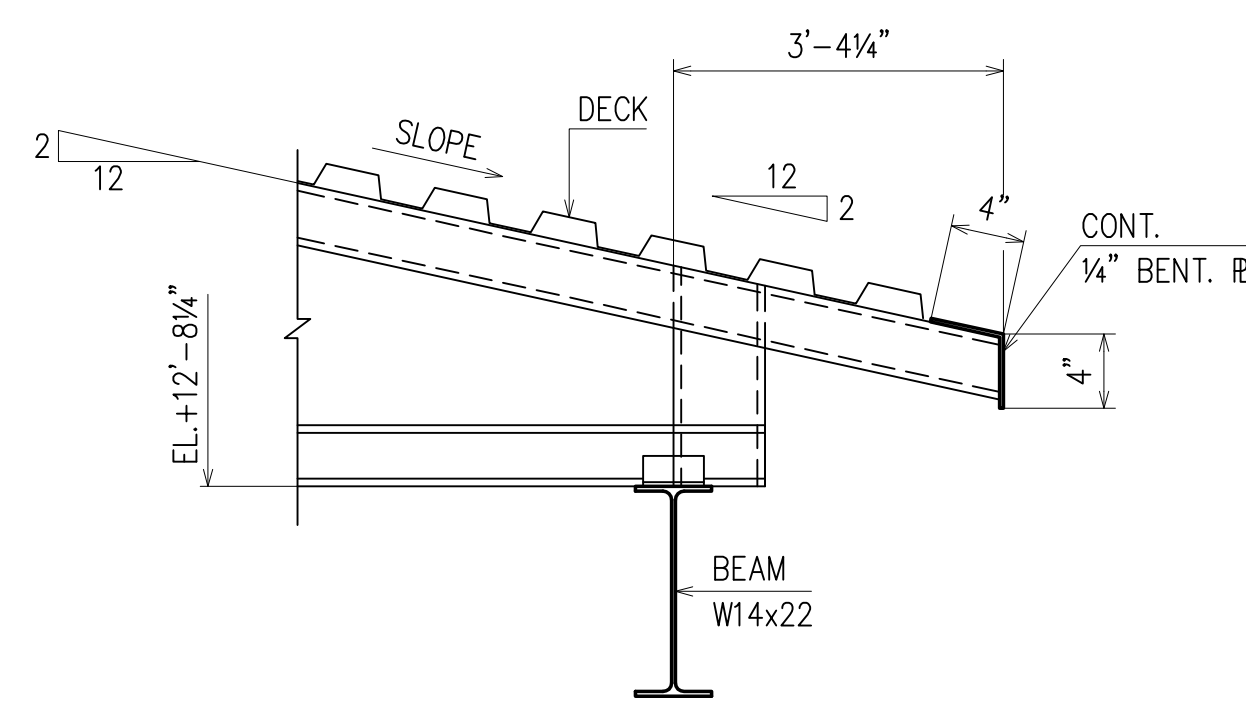
APPROVAL/REVIEW AUTHORITY:  
PLEASE REVIEW THIS DRAWING CAREFULLY.  
IT REPRESENTS OUR INTERPRETATION OF THE INTENT OF THE CONTRACT DOCUMENTS. HOWEVER, THE STEEL FABRICATOR AND THE STRUCTURAL STEEL DETAILER ASSUME NO RESPONSIBILITY FOR THE ACCURACY OF THE INFORMATION SHOWN ON THIS DRAWING. THIS IS THE RESPONSIBILITY OF THE BUYER.  
IT WILL BE ASSUMED THAT ALL INFORMATION SHOWN HEREIN HAS THE AFFIRMATION OF THE APPROVAL AUTHORITY UNLESS NOTED TO THE CONTRARY ON THIS DRAWING WHEN IT IS RETURNED FROM APPROVAL.  
SUBSEQUENT CHANGES TO INFORMATION SHOWN ON THESE DRAWINGS AFTER FIRST SUBMISSION WILL BE CONSIDERED AS CONTRACT CHANGES.  
ADOPTED BY THE NATIONAL INSTITUTE OF STEEL DETAILING 1977.

DRAWINGS PREPARED BY:	
DIVISION FIVE DETAILING INC.	
1770 Gallagher Drive	
Vineland, New Jersey 08360	
Phone: (856) 794-9474	
Fax: (856) 696-2027	

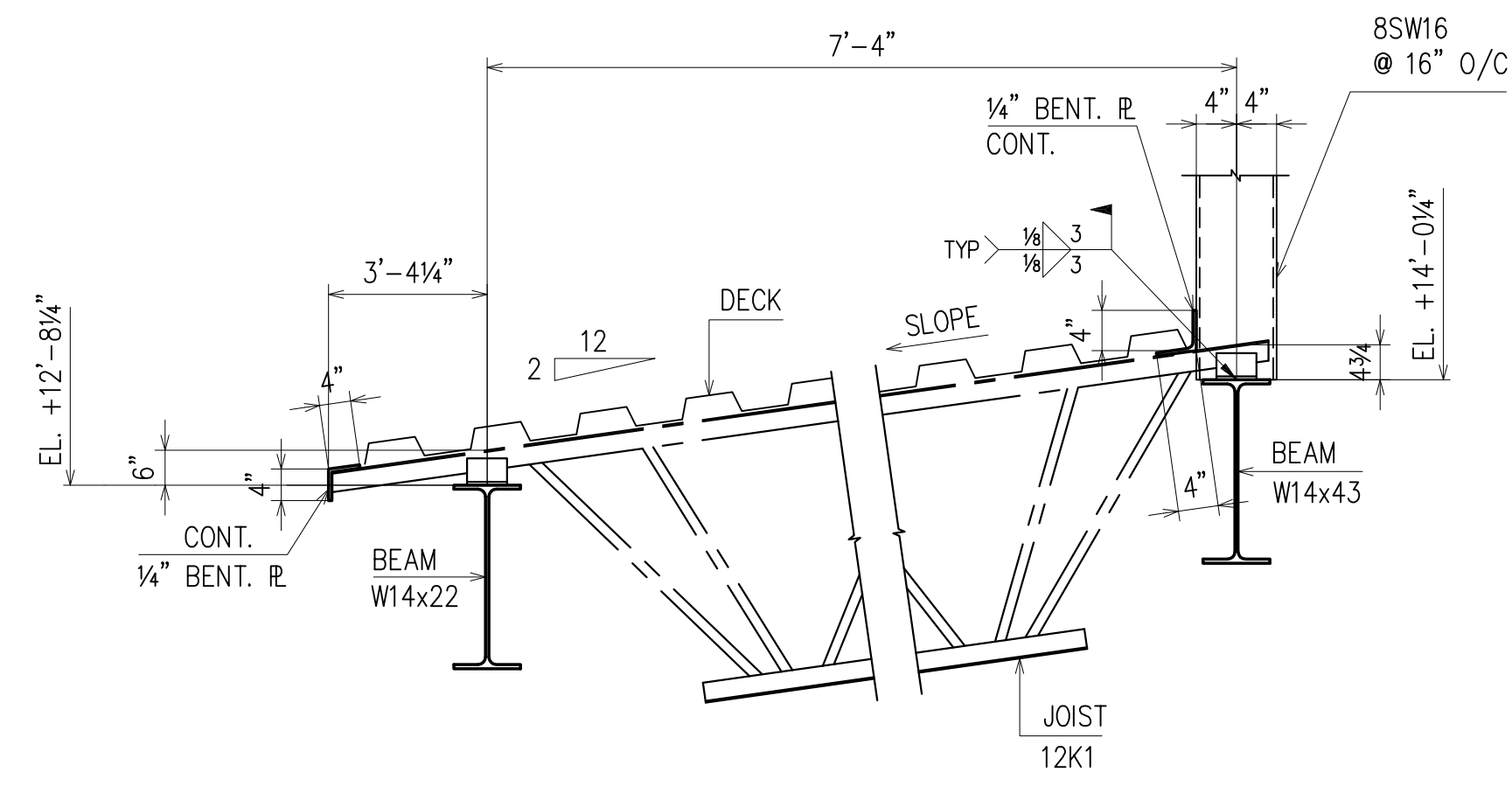
PAIN:					FOR FIELD
MATERIAL:	4/5	ADD P.C. MARKS			4th APPVL
HOLES:	1/28/70	PER CHECK			3rd APPVL
ELECTRODES:	10/30	FOR APPROVAL			2nd APPVL
TOTAL WEIGHT	NO DATE	DESCRIPTION	NO DATE	DESCRIPTION	1st APPVL
SC	BC	BCSC	REVISIONS		DATE
CUSTOMER:					
CHERRY STEEL CORP.					
DRAFTER DS	PROJECT: ATLANTIC COUNTY INSTITUTE OF TECHNOLOGY	CONTRACT NO			
DATE 10/1/09	LOCATION: MAYS LANDING, NJ	415			
CHECKED BCF	DWG TITLE: SECTIONS	DWG NO		E18	
DATE 1/29/10					



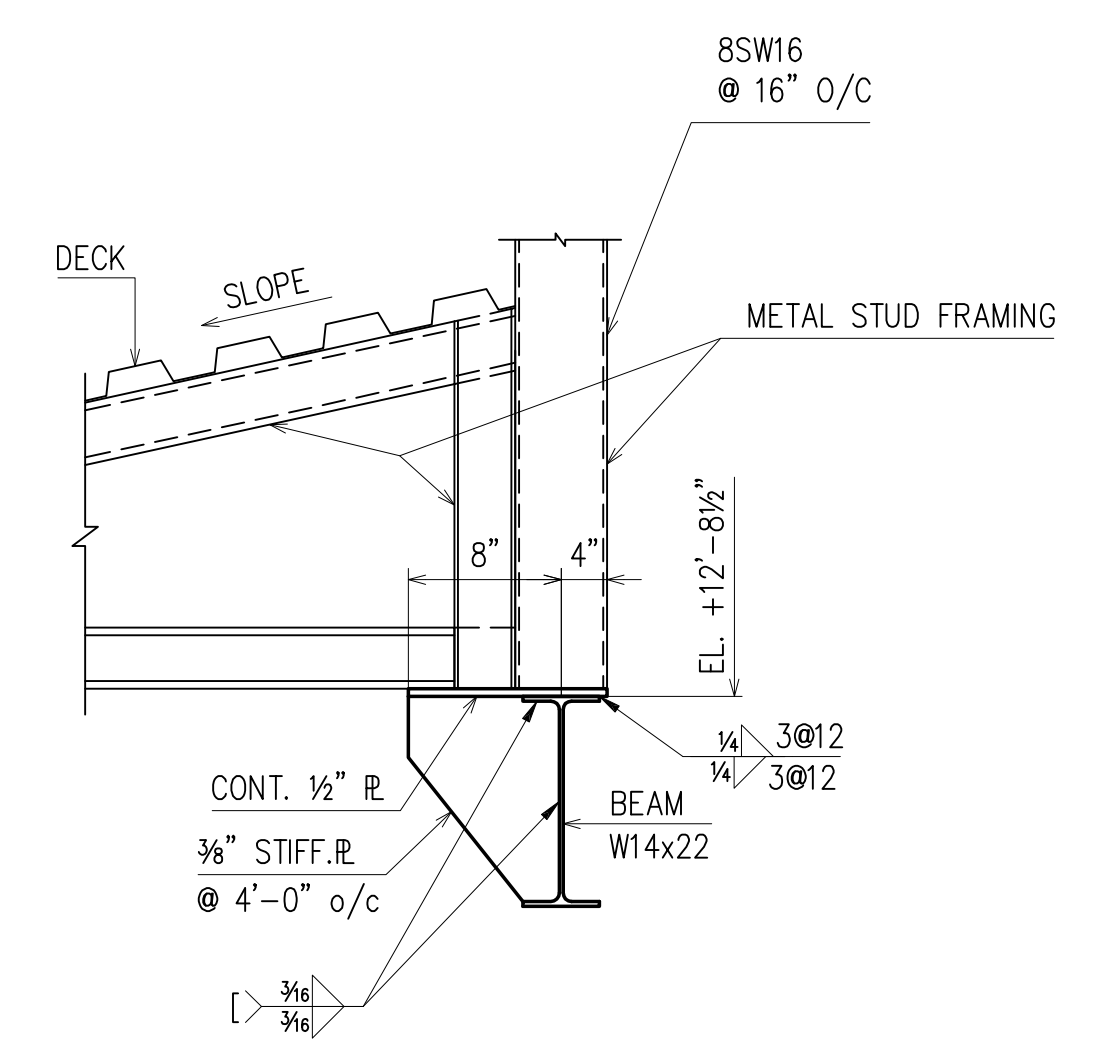
SECTION 1  
(RE : 1/S4.7) E19  
(E1)



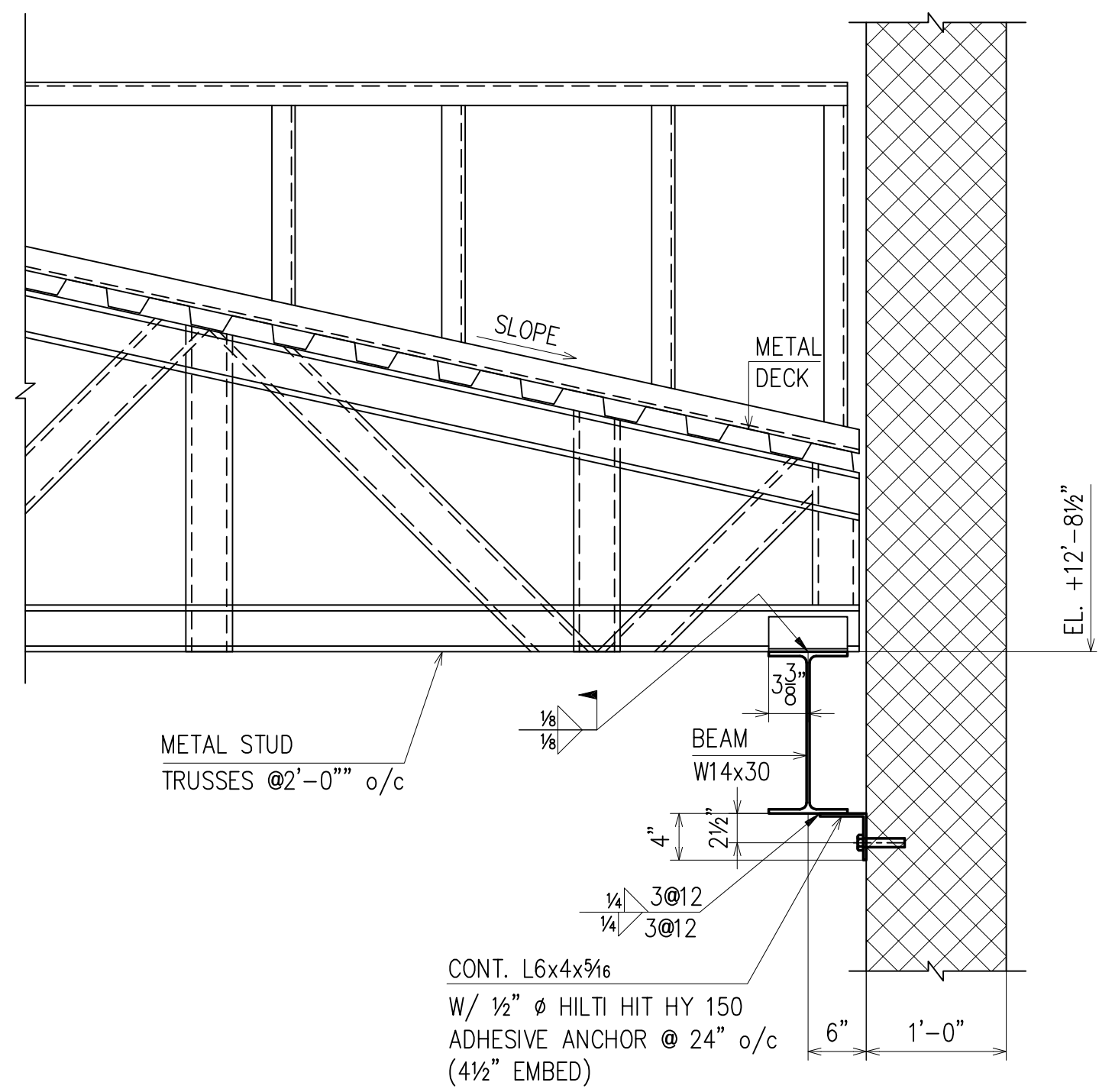
SECTION 2  
(RE : 2/S4.7) E19  
(E1)



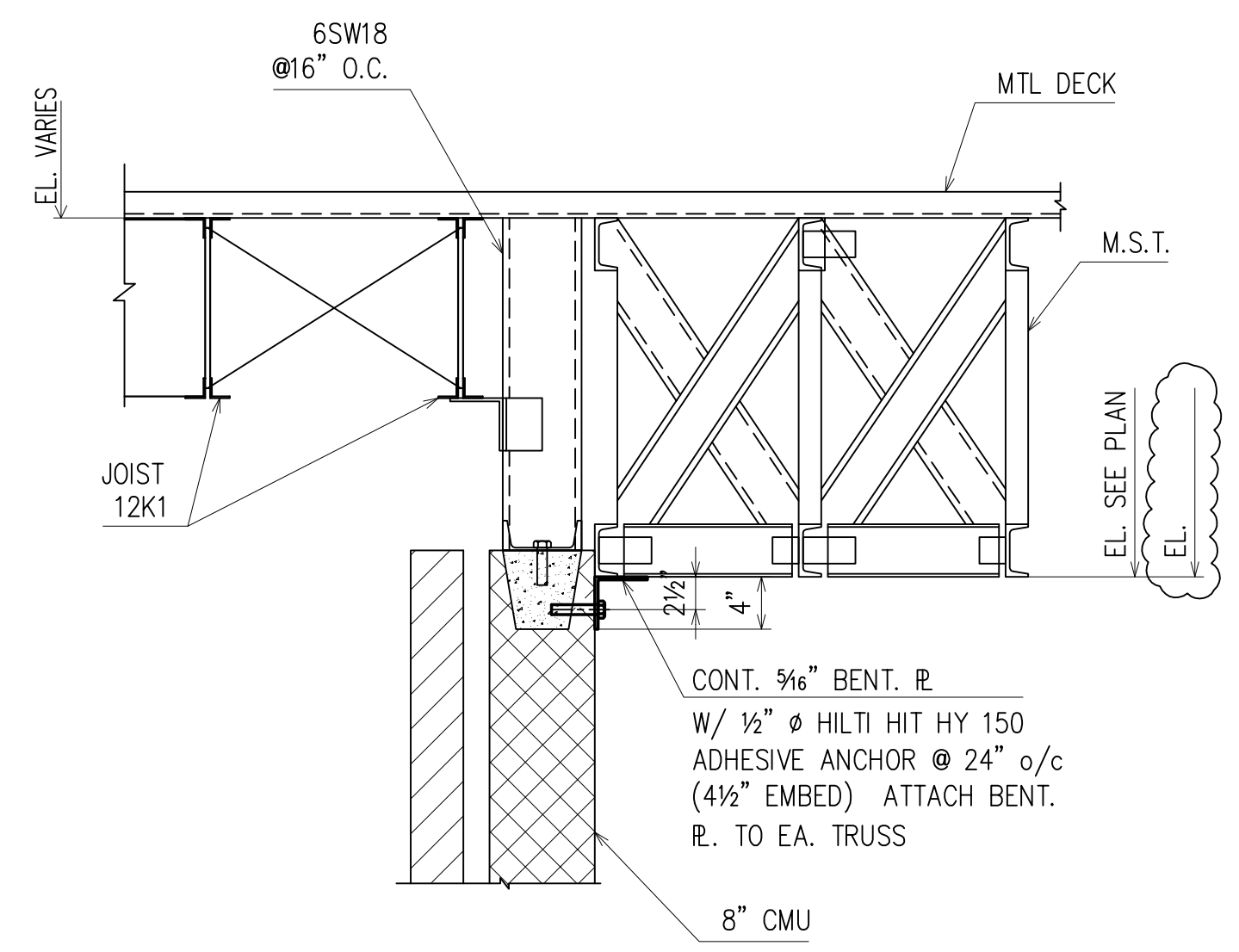
SECTION 3  
(RE : 3/S4.7) E19  
(E1)



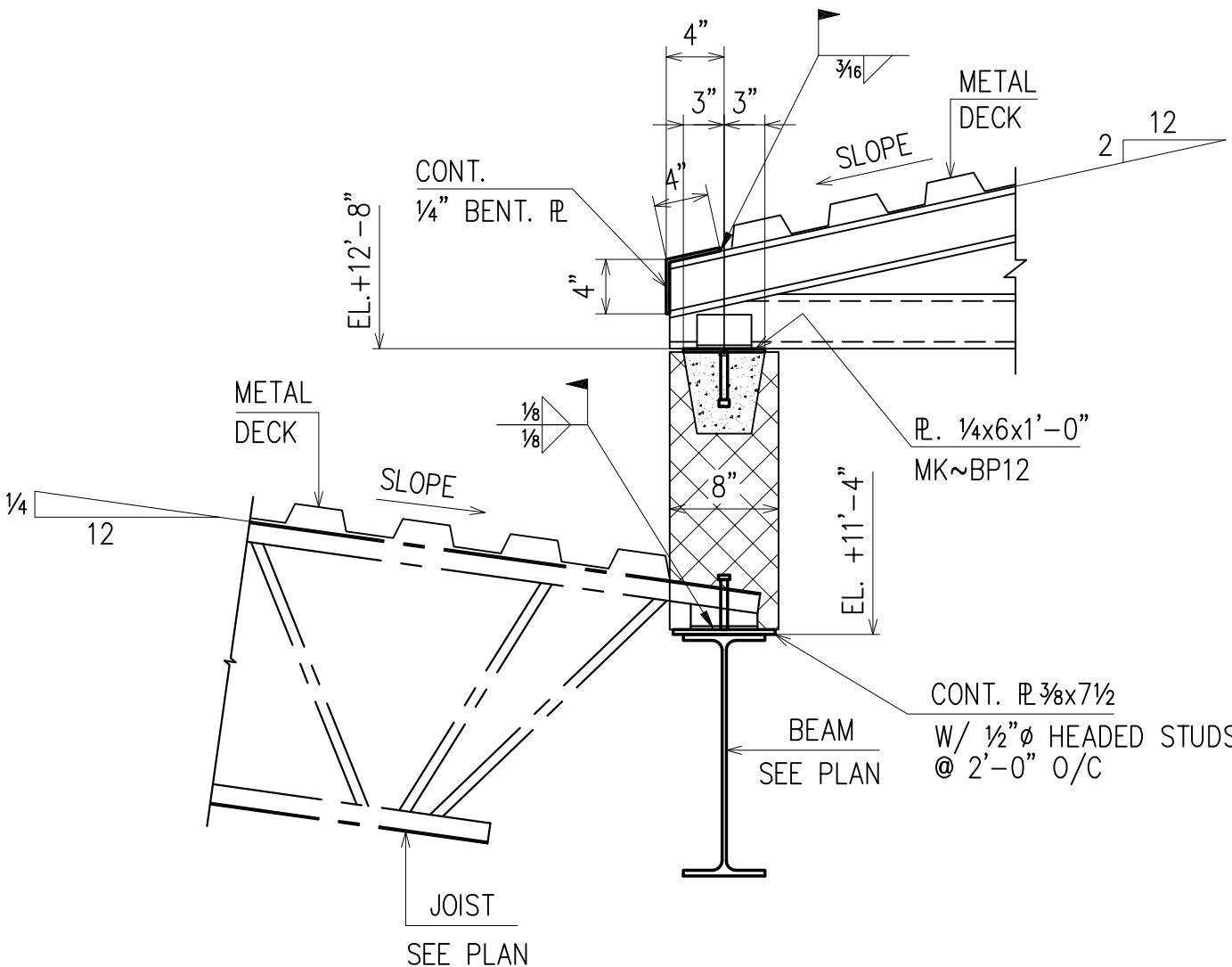
SECTION 4  
(RE : 4/S4.7) E19  
(E1)



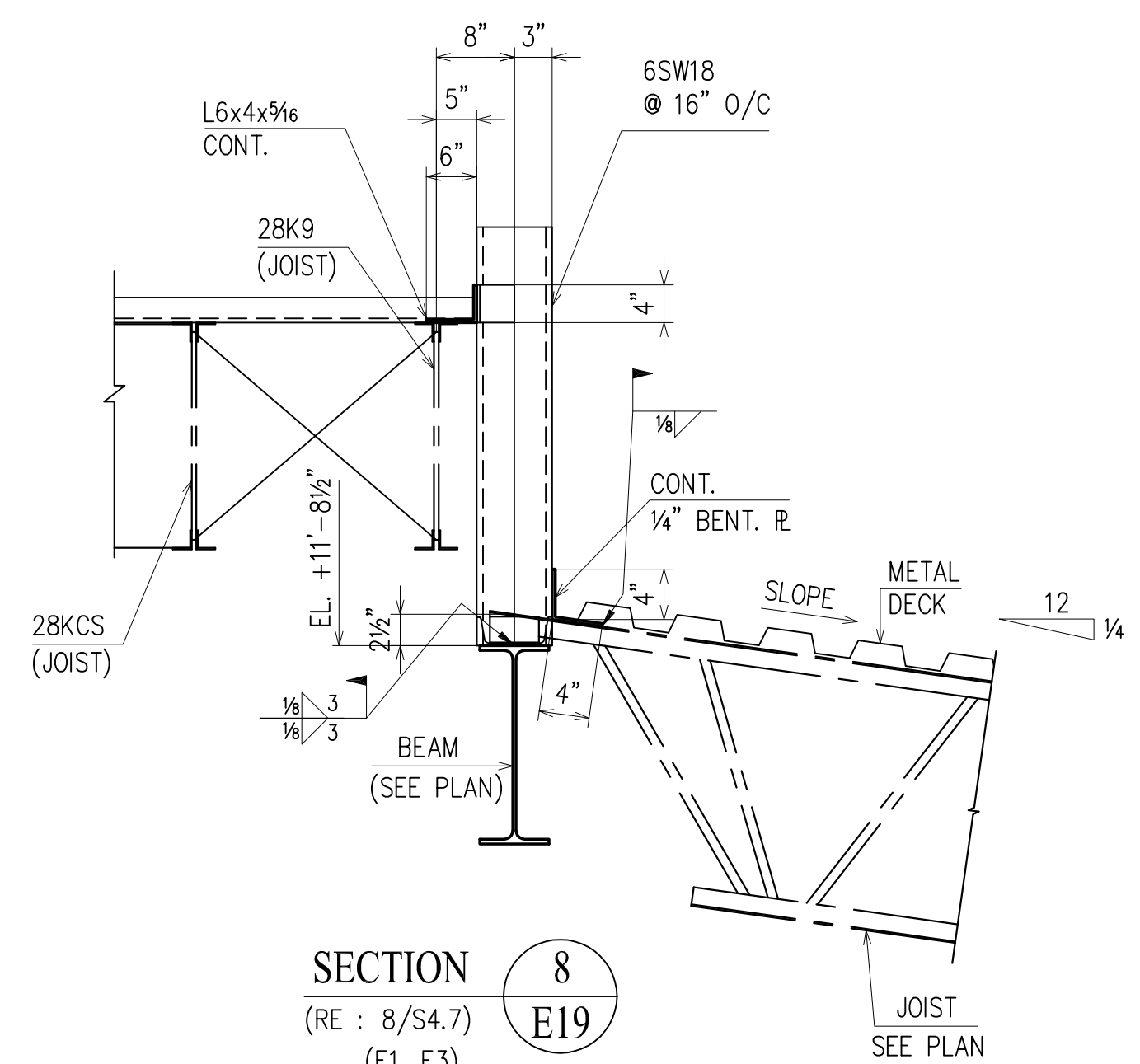
SECTION 5  
(RE : 5/S4.7) E19  
(E1, E4)



SECTION 6  
(RE : 9/S4.7) E19  
(E1)



SECTION 7  
(RE : 7/S4.7) E19  
(E1)

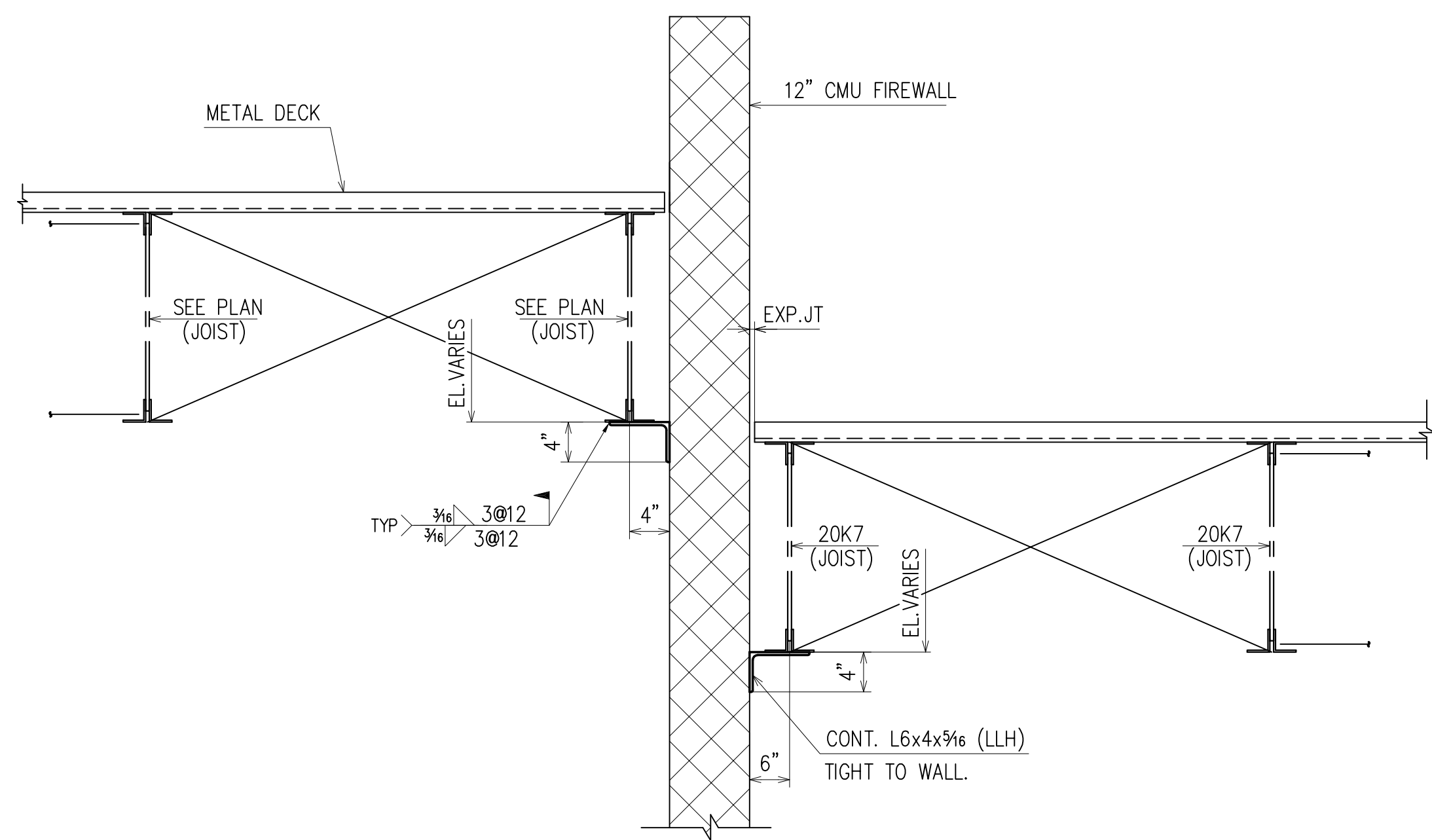


SECTION 8  
(RE : 8/S4.7) E19  
(E1, E3)

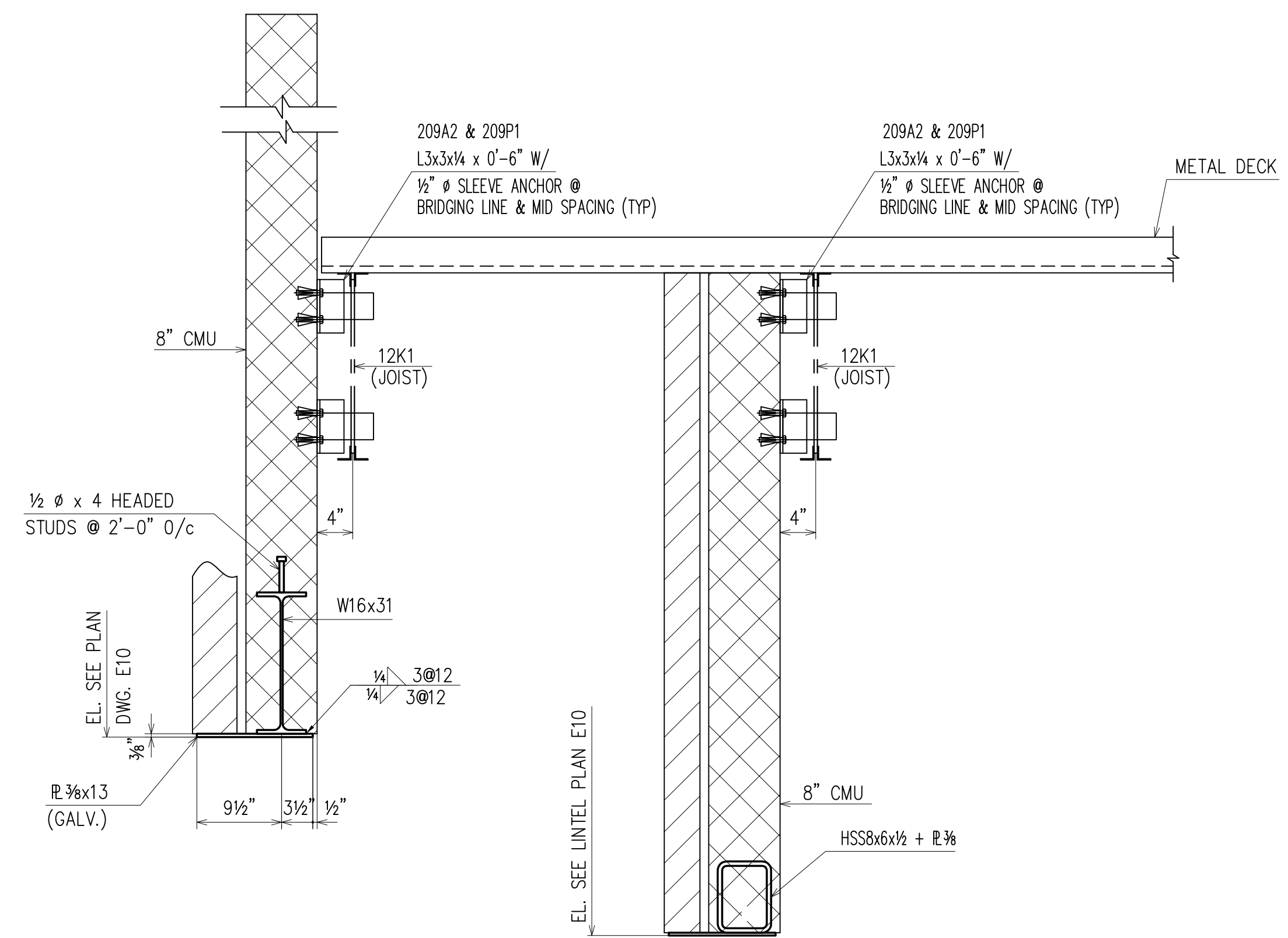
APPROVAL/REVIEW AUTHORITY:  
PLEASE REVIEW THIS DRAWING CAREFULLY.  
IT REPRESENTS OUR INTERPRETATION OF THE INTENT OF  
THE CONTRACT DOCUMENTS. HOWEVER, THE STEEL  
FABRICATOR AND THE STRUCTURAL STEEL DETAILER  
ASSUME NO RESPONSIBILITY FOR THE ACCURACY OF THE  
INFORMATION SHOWN ON THIS DRAWING. THIS IS THE  
RESPONSIBILITY OF THE BUYER.  
  
IT WILL BE ASSUMED THAT ALL INFORMATION SHOWN  
HEREIN HAS THE AFFIRMATION OF THE APPROVAL  
AUTHORITY UNLESS NOTED TO THE CONTRARY ON THIS  
DRAWING WHEN IT IS RETURNED FROM APPROVAL.  
  
SUBSEQUENT CHANGES TO INFORMATION SHOWN ON  
THESE DRAWINGS AFTER FIRST SUBMISSION WILL BE  
CONSIDERED AS CONTRACT CHANGES.  
  
ADOPTED BY THE NATIONAL INSTITUTE OF STEEL DETAILING 1977.

DRAWINGS PREPARED BY:  
DIVISION FIVE DETAILING INC.  
1770 Gallagher Drive  
Vineland, New Jersey 08360  
Phone: (856) 794-9474  
Fax: (856) 696-2027

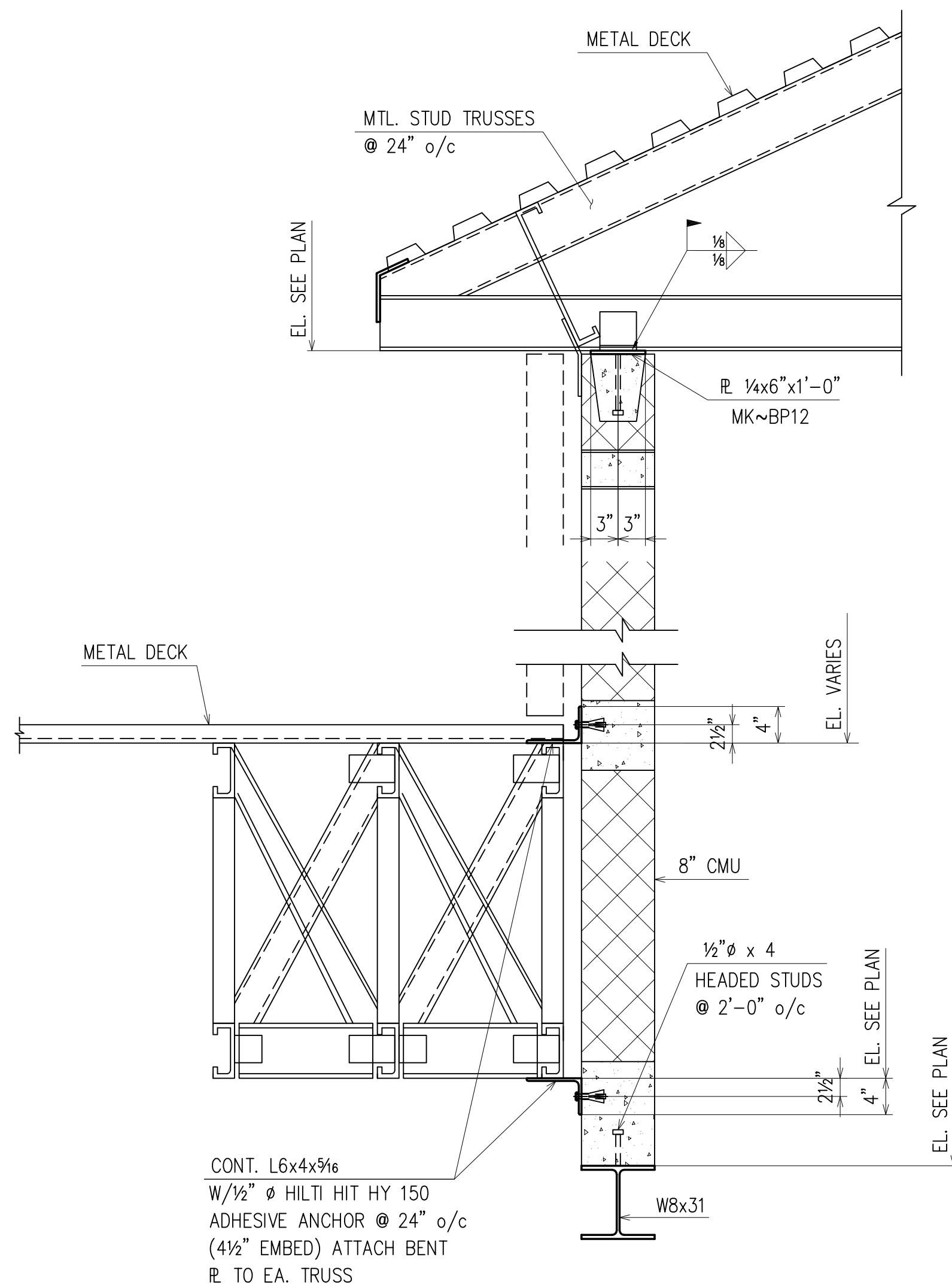
PAIN:						FOR FIELD	
MATERIAL:	2/15	PER CHECK				4th APPVL	
HOLES:	1/29/10	PER CHECK				3rd APPVL	
ELECTRODES:	10/30	FOR APPROVAL				2nd APPVL	
TOTAL WEIGHT	NO DATE	DESCRIPTION	NO DATE	DESCRIPTION		1st APPVL	
SC	BC	BCSC	REVISIONS			DATE	ISSUE
CUSTOMER: CHERRY STEEL CORP.							
DRAFTER D5	PROJECT: ATLANTIC COUNTY INSTITUTE OF TECHNOLOGY					CONTRACT NO	
DATE 10/02/09	LOCATION: MAYS LANDING, NJ					415	
CHECKED BCF	DWG TITLE: SECTIONS					DWG NO	
DATE 1/29/10						E19	



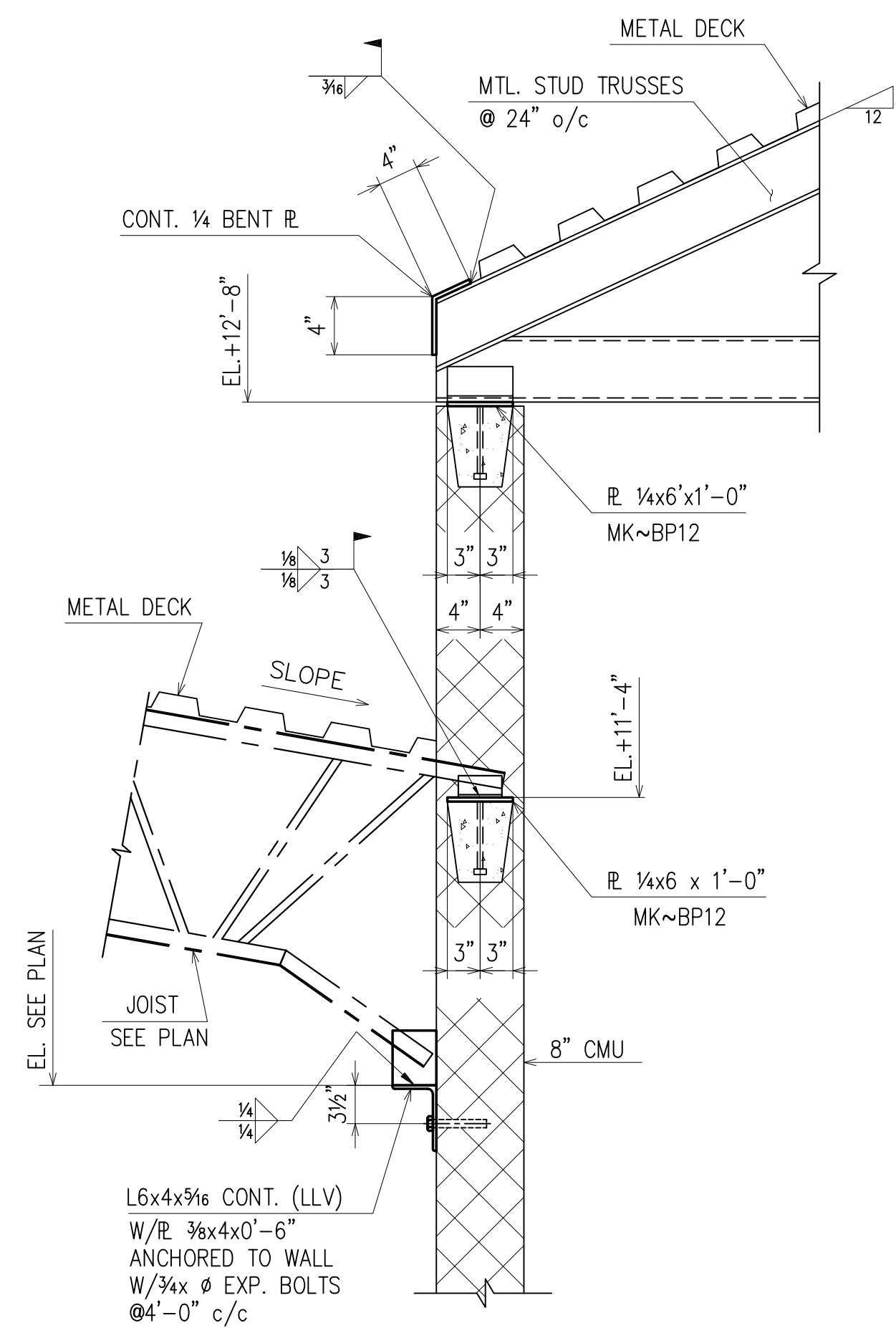
**SECTION 1**  
(RE : 10/S4.7)  
(E1) **E20**



**SECTION 2**  
(RE : 11/S4.7)  
(E3) **E20**



**SECTION 3**  
(RE : 14/S4.7)  
(E1) **E20**

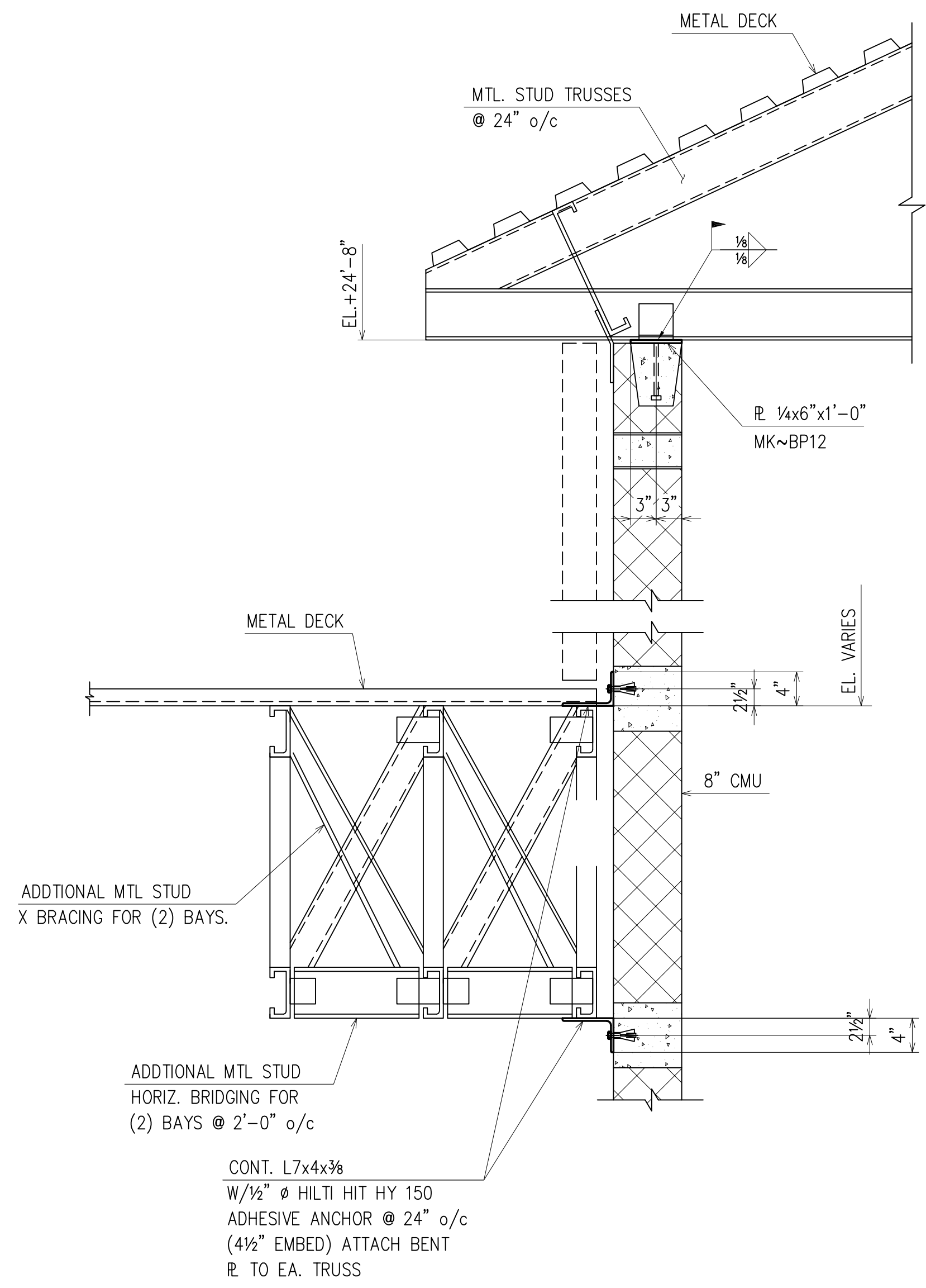


**SECTION 4**  
(RE : 13/S4.7)  
(E1) **E20**

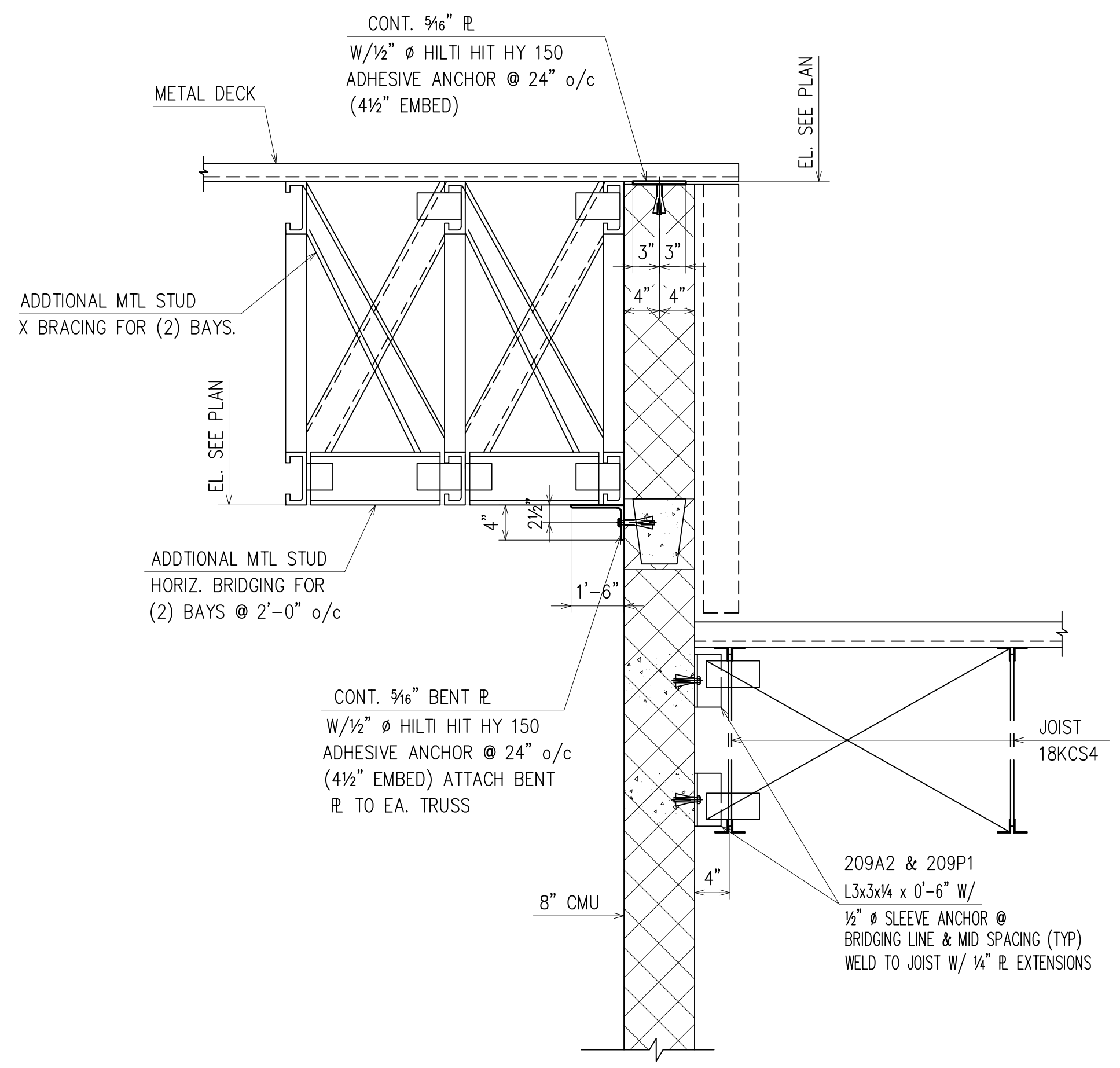
APPROVAL/REVIEW AUTHORITY:  
PLEASE REVIEW THIS DRAWING CAREFULLY.  
IT REPRESENTS OUR INTERPRETATION OF THE INTENT OF THE CONTRACT DOCUMENTS. HOWEVER, THE STEEL FABRICATOR AND THE STRUCTURAL STEEL DETAILER ASSUME NO RESPONSIBILITY FOR THE ACCURACY OF THE INFORMATION SHOWN ON THIS DRAWING. THIS IS THE RESPONSIBILITY OF THE BUYER.  
IT WILL BE ASSUMED THAT ALL INFORMATION SHOWN HEREIN HAS THE AFFIRMATION OF THE APPROVAL AUTHORITY UNLESS NOTED TO THE CONTRARY ON THIS DRAWING WHEN IT IS RETURNED FROM APPROVAL.  
SUBSEQUENT CHANGES TO INFORMATION SHOWN ON THESE DRAWINGS AFTER FIRST SUBMISSION WILL BE CONSIDERED AS CONTRACT CHANGES.  
ADOPTED BY THE NATIONAL INSTITUTE OF STEEL DETAILING 1977.

DRAWINGS PREPARED BY:  
DIVISION FIVE DETAILING INC.  
1770 Gallagher Drive  
Vineland, New Jersey 08360  
Phone: (856) 794-9474  
Fax: (856) 696-2027

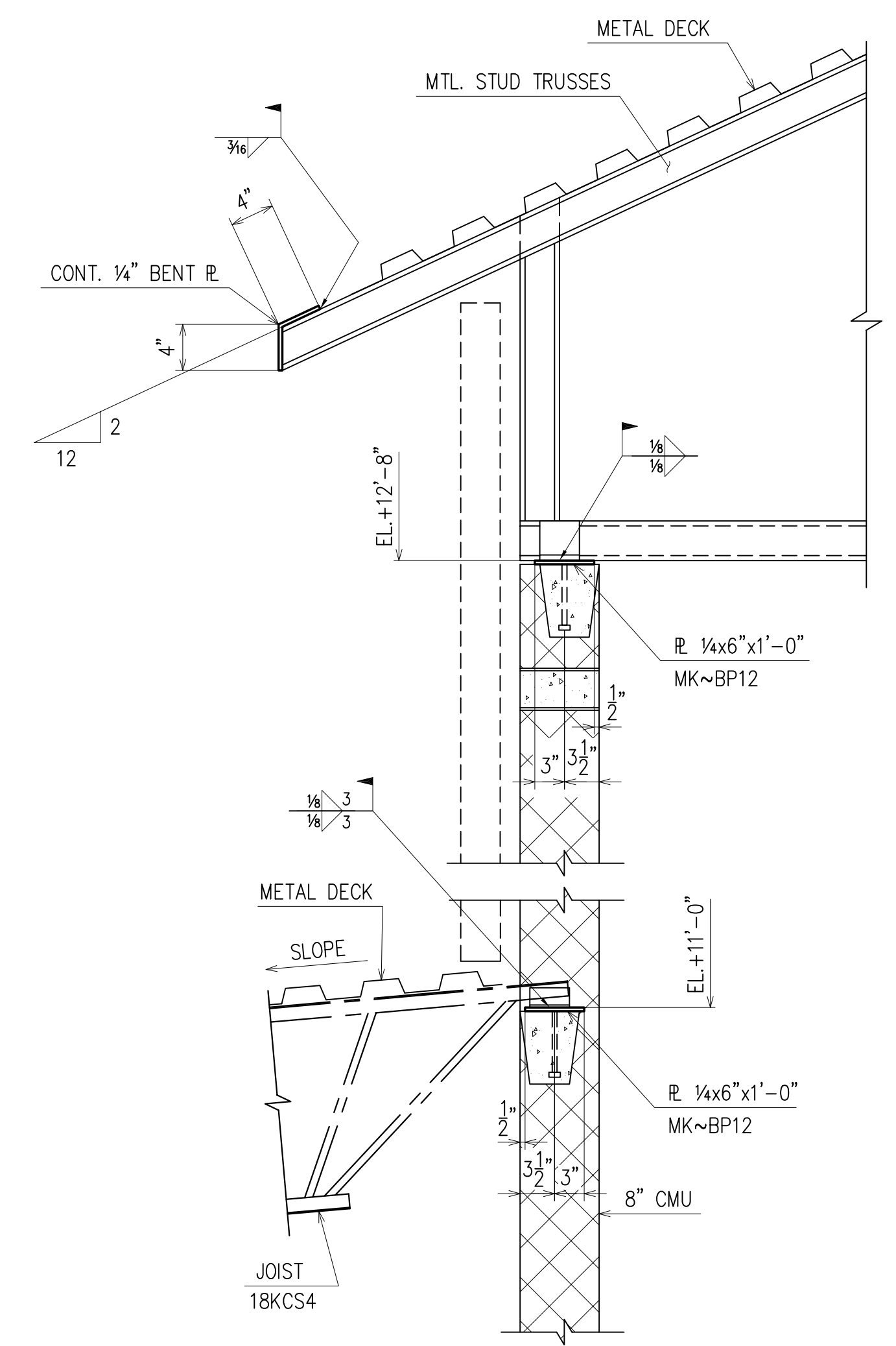
PAIN:					FOR FIELD
MATERIAL:	4/75	ADD MARKS			4th APPVL
HOLES:	1/29/10	PER CHECK			3rd APPVL
ELECTRODES:	10/30	FOR APPROVAL			2nd APPVL
TOTAL WEIGHT	NO DATE	DESCRIPTION	NO DATE	DESCRIPTION	1st APPVL
SC	BC	BCSC	REVISIONS		DATE
CUSTOMER: <b>CHERRY STEEL CORP.</b>					
DRAFTER	D5	PROJECT: ATLANTIC COUNTY INSTITUTE OF TECHNOLOGY			CONTRACT NO
DATE	10/2/09	LOCATION: MAYS LANDING, NJ			415
CHECKED	BCF	DWG TITLE: SECTIONS			DWG NO
DATE	1/29/10				E20



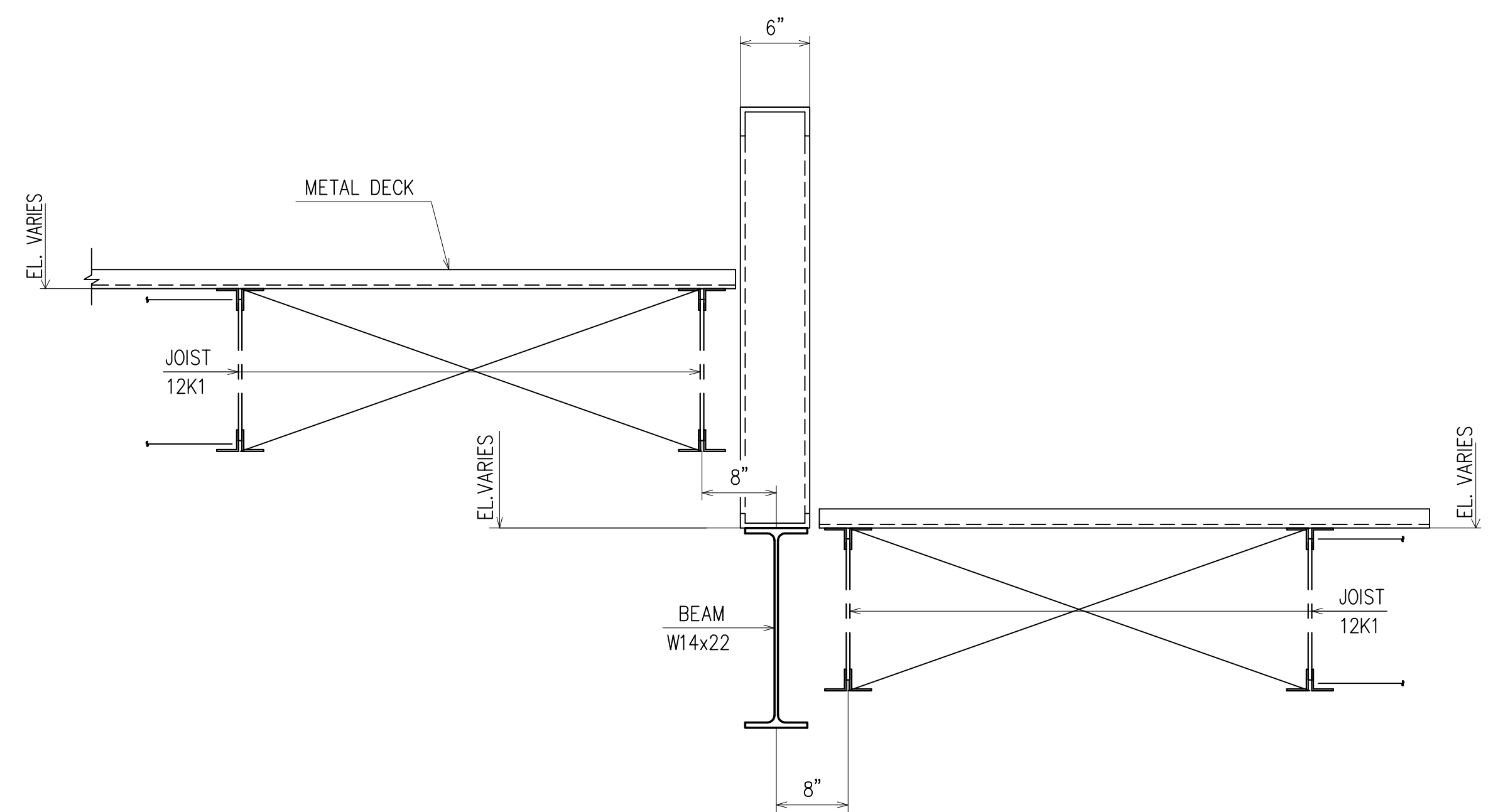
**SECTION 1**  
(RE : 15/S4.7)  
(E1, E5)



**SECTION 2**  
(RE : 16/S4.7)  
(E1)



**SECTION 3**  
(RE : 17/S4.7)  
(E1)



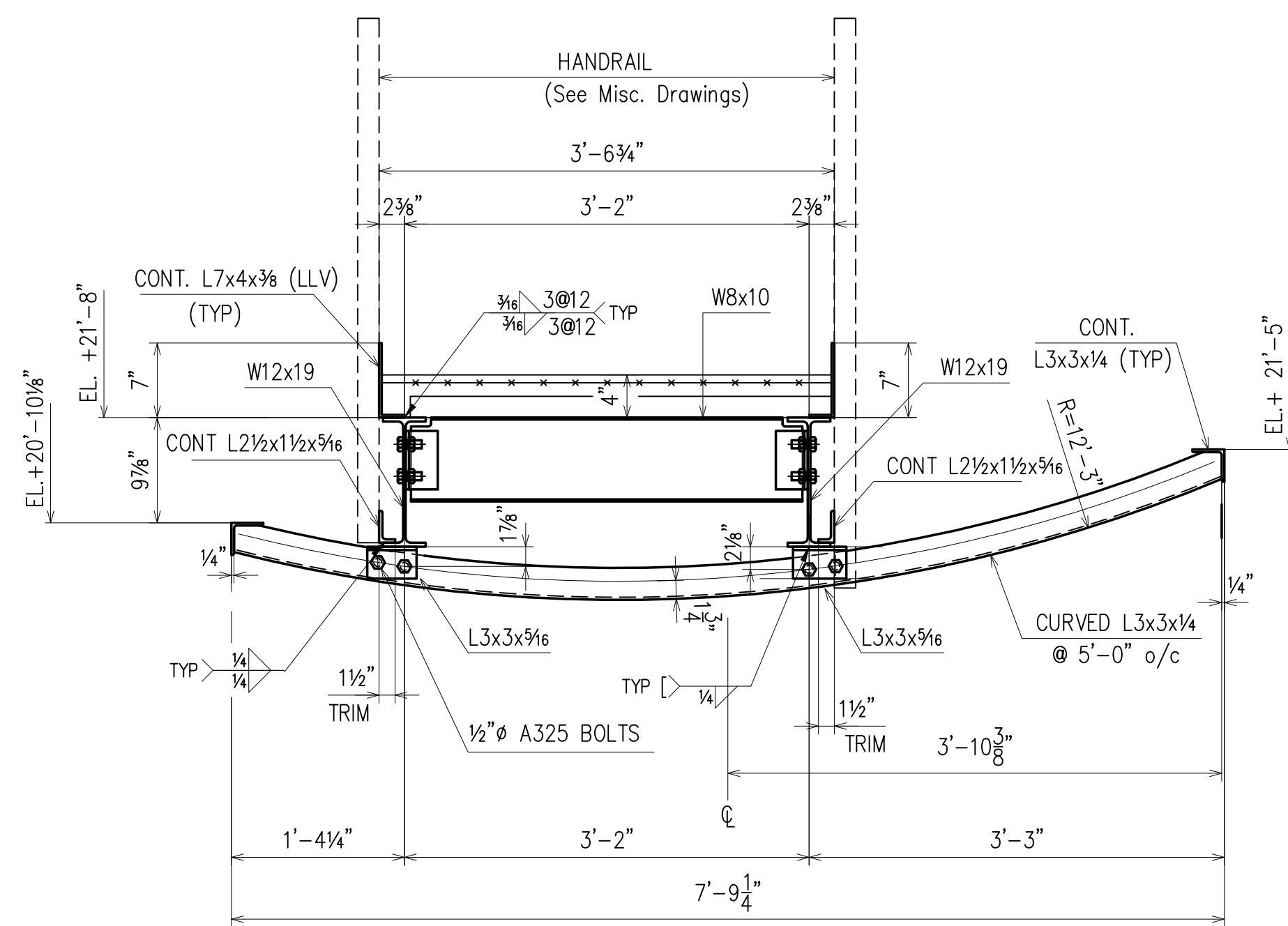
**SECTION 4**  
(RE : 18/S4.7)  
(E1)

APPROVAL/REVIEW AUTHORITY:  
PLEASE REVIEW THIS DRAWING CAREFULLY.  
IT REPRESENTS OUR INTERPRETATION OF THE INTENT OF THE CONTRACT DOCUMENTS. HOWEVER, THE STEEL FABRICATOR AND THE STRUCTURAL STEEL DETAILER ASSUME NO RESPONSIBILITY FOR THE ACCURACY OF THE INFORMATION SHOWN ON THIS DRAWING. THIS IS THE RESPONSIBILITY OF THE BUYER.  
IT WILL BE ASSUMED THAT ALL INFORMATION SHOWN HEREIN HAS THE AFFIRMATION OF THE APPROVAL AUTHORITY UNLESS NOTED TO THE CONTRARY ON THIS DRAWING WHEN IT IS RETURNED FROM APPROVAL.  
SUBSEQUENT CHANGES TO INFORMATION SHOWN ON THESE DRAWINGS AFTER FIRST SUBMISSION WILL BE CONSIDERED AS CONTRACT CHANGES.  
ADOPTED BY THE NATIONAL INSTITUTE OF STEEL DETAILING 1977.

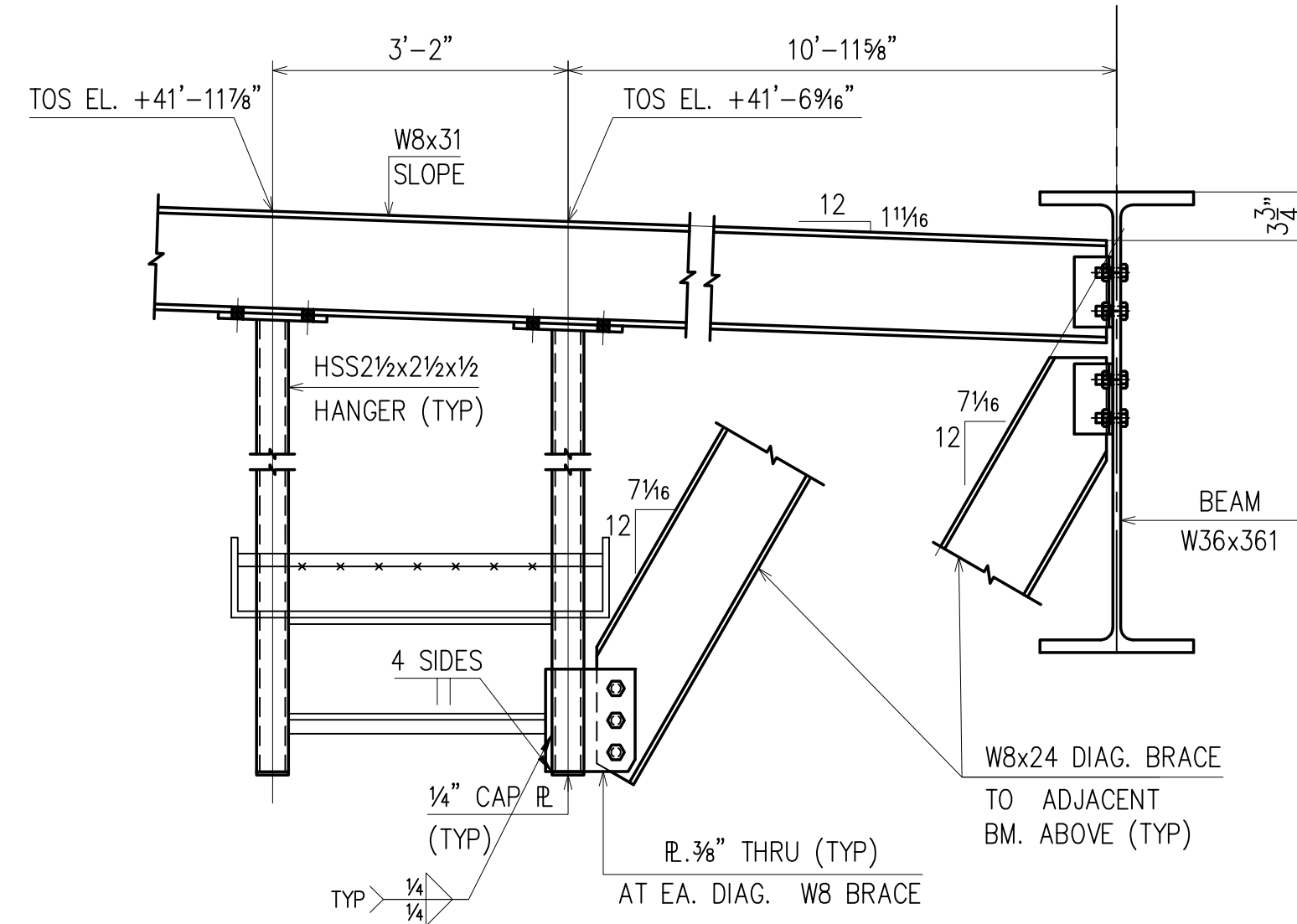
DRAWINGS PREPARED BY:

DIVISION FIVE DETAILING INC.	
1770 Gallagher Drive	
Vineland, New Jersey	08360
Phone: (856) 794-9474	
Fax: (856) 696-2027	

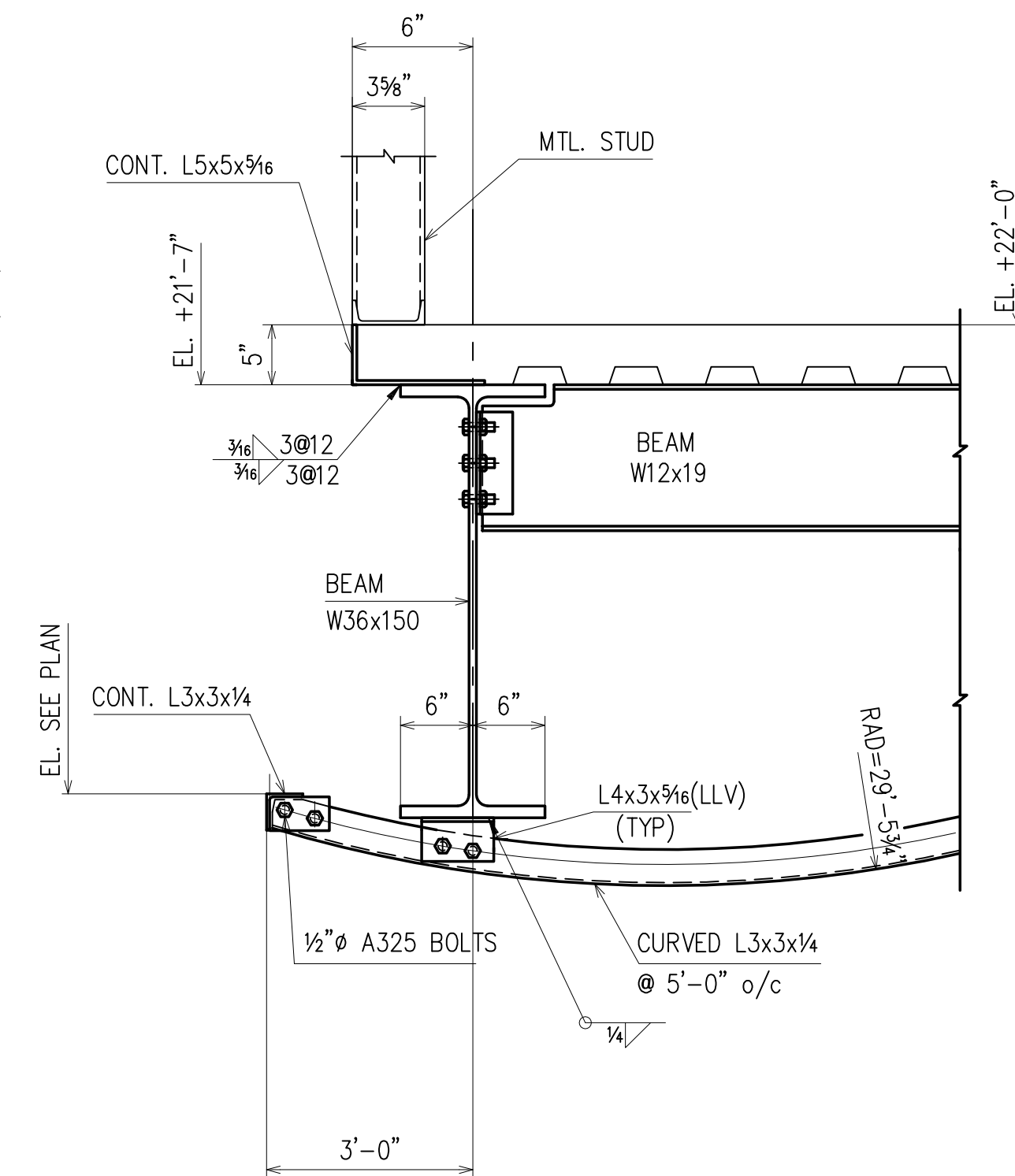
PAIN:					FOR FIELD	
MATERIAL:	4/5	ADD PC. MARKS			4th APPVL	
HOLES:	1/29/10	PER CHECK			3rd APPVL	
ELECTRODES:	10/30	FOR APPROVAL			2nd APPVL	
TOTAL WEIGHT	NO DATE	DESCRIPTION	NO DATE	DESCRIPTION	1st APPVL	
SC	BC	BCSC	REVISIONS		DATE	ISSUE
CUSTOMER:						
CHERRY STEEL CORP.						
DRAFTER	D5	PROJECT:	ATLANTIC COUNTY INSTITUTE OF TECHNOLOGY	CONTRACT NO	415	
DATE	10/2/09	LOCATION:	MAYS LANDING, NJ	DWG NO		
CHECKED	BCF	DWG TITLE:	SECTIONS		E21	
DATE	1/29/10					



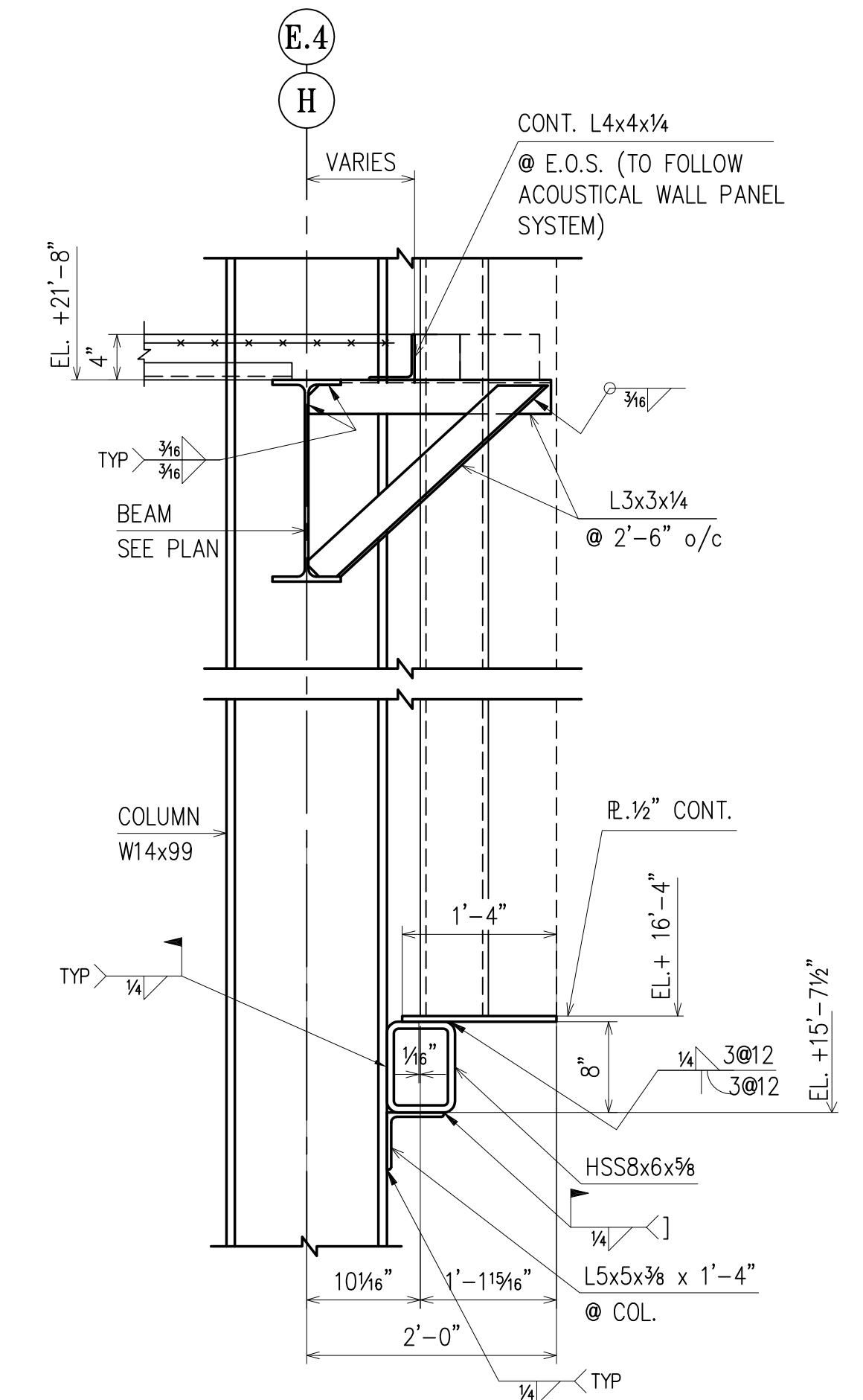
SECTION 1  
(RE : 1/S4.2)  
(E3) E22



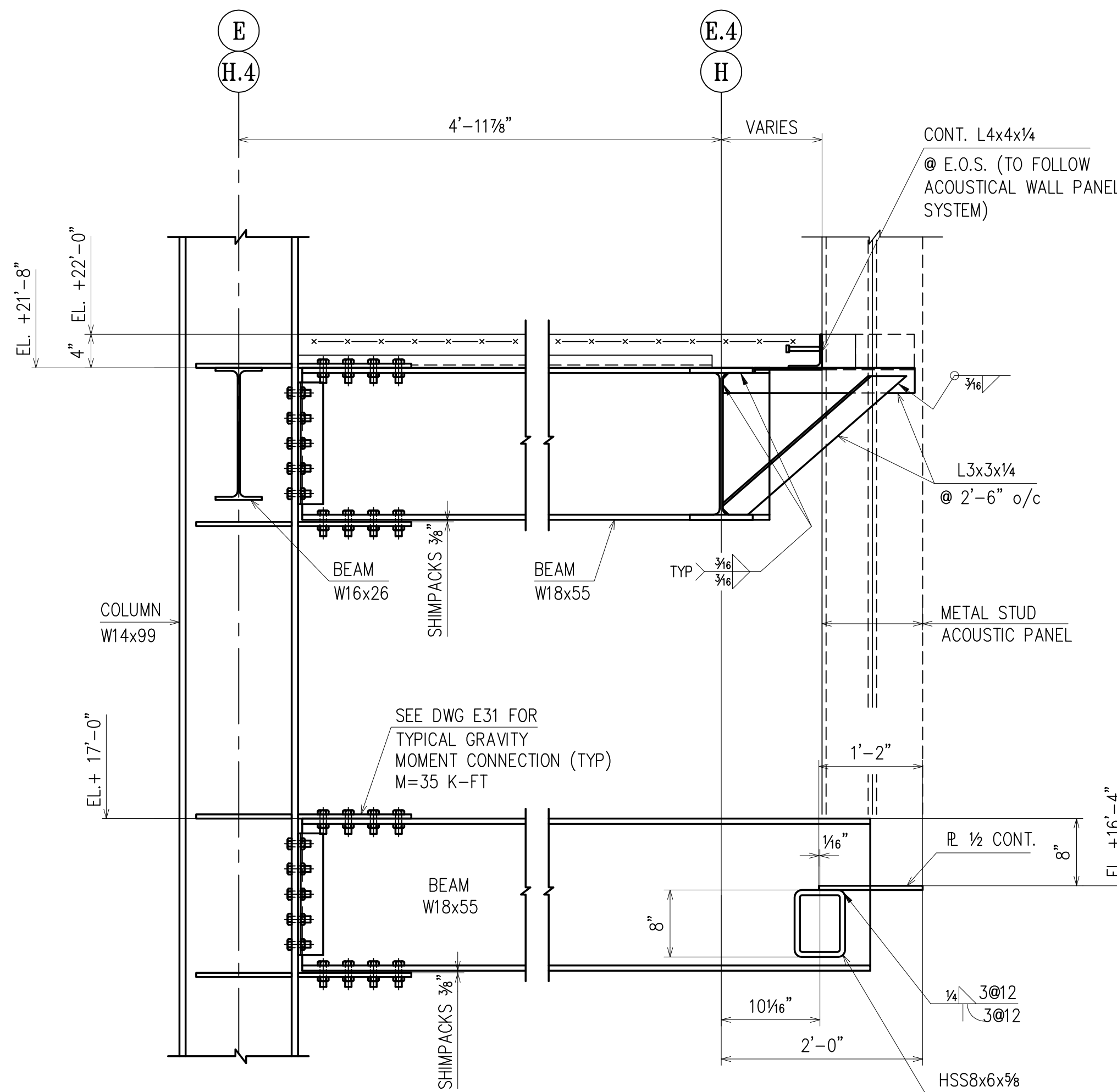
SECTION 2  
(RE : 2/S4.2)  
(E3, E6) E22



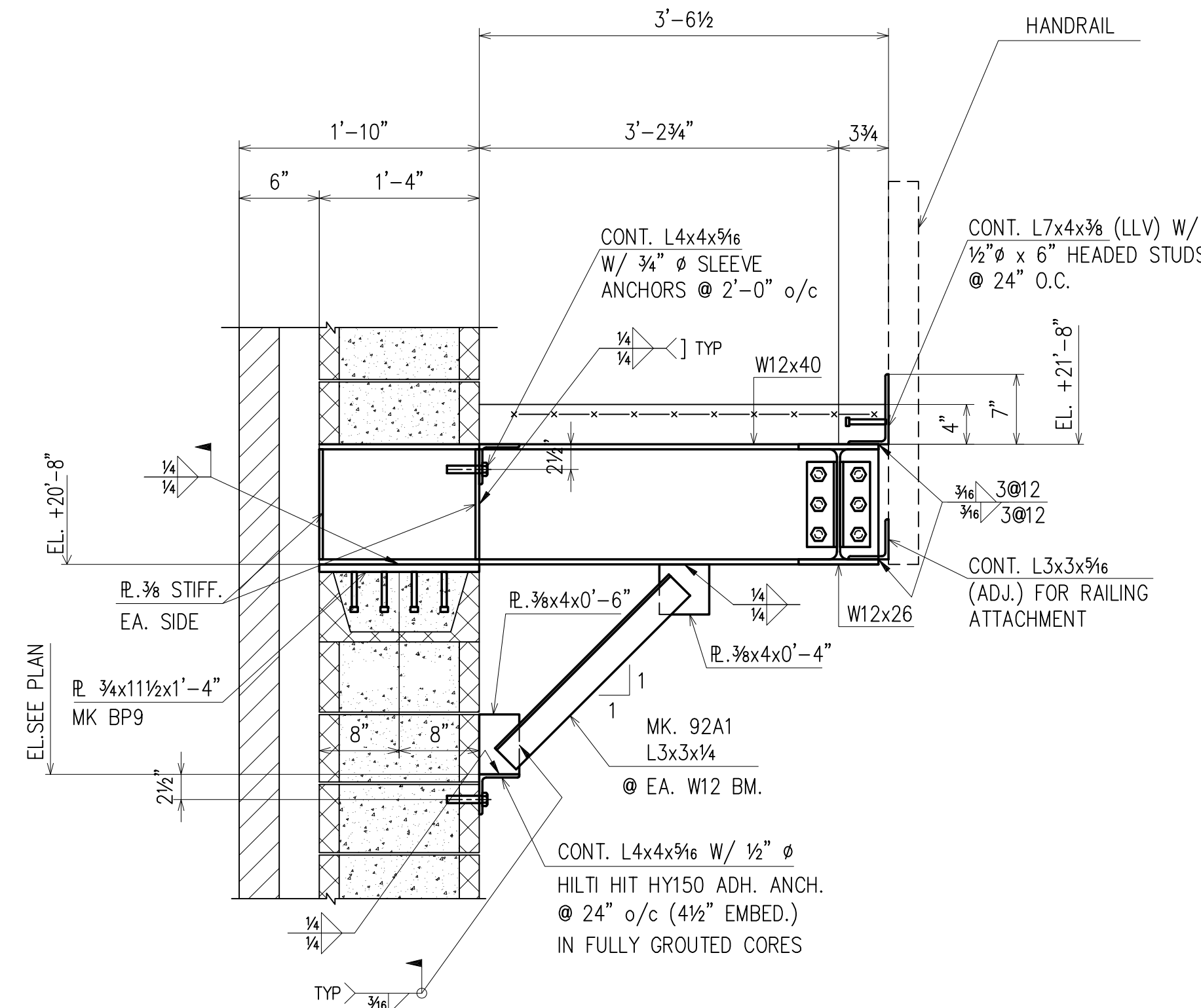
SECTION 3  
(RE : 3/S4.2)  
(E3) E22



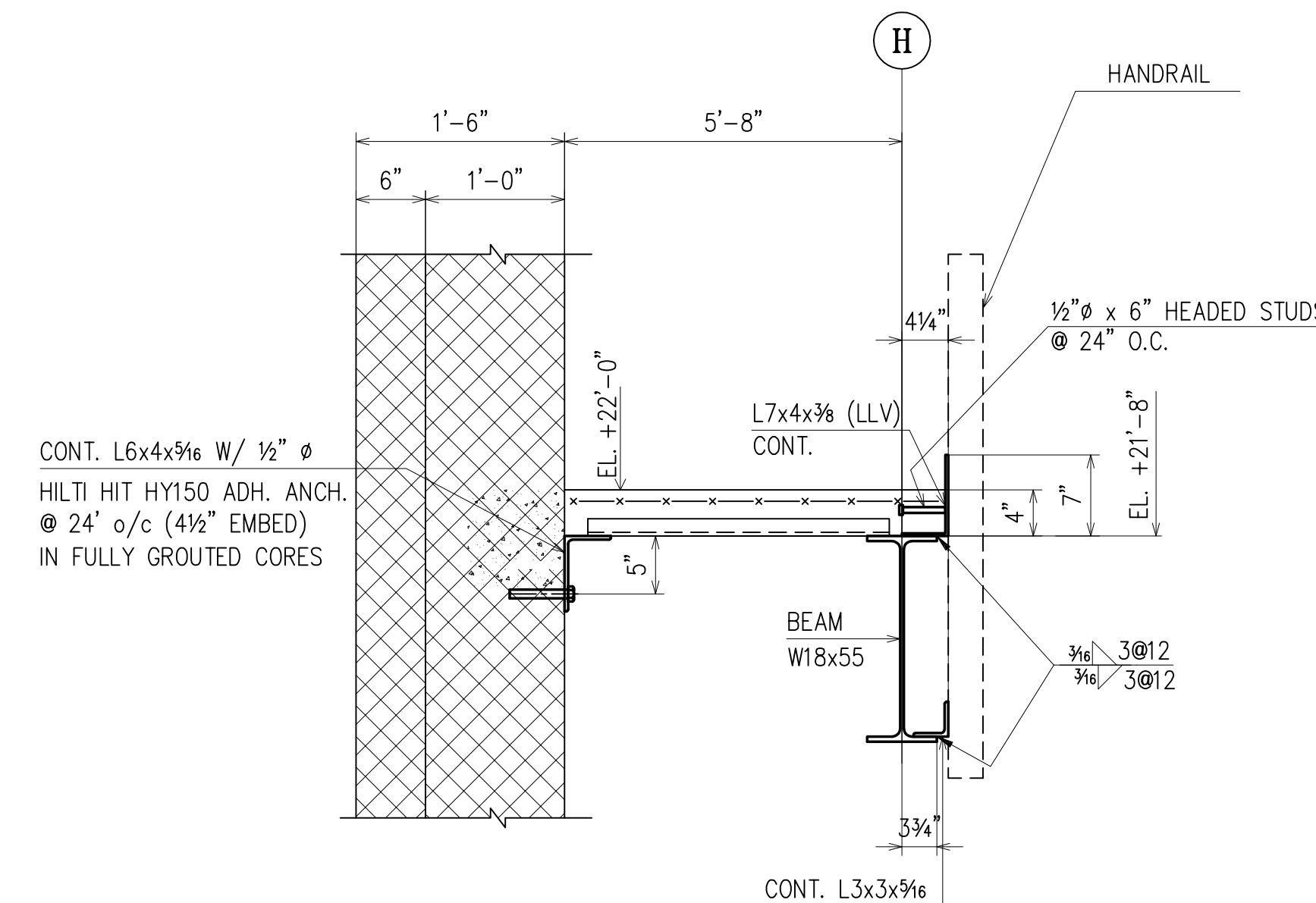
SECTION 4  
(RE : 4/S4.2)  
(E3) E22



SECTION 5  
(RE : 5/S4.2)  
(E3) E22



SECTION 6  
(RE : 6/S4.2)  
(E3) E22

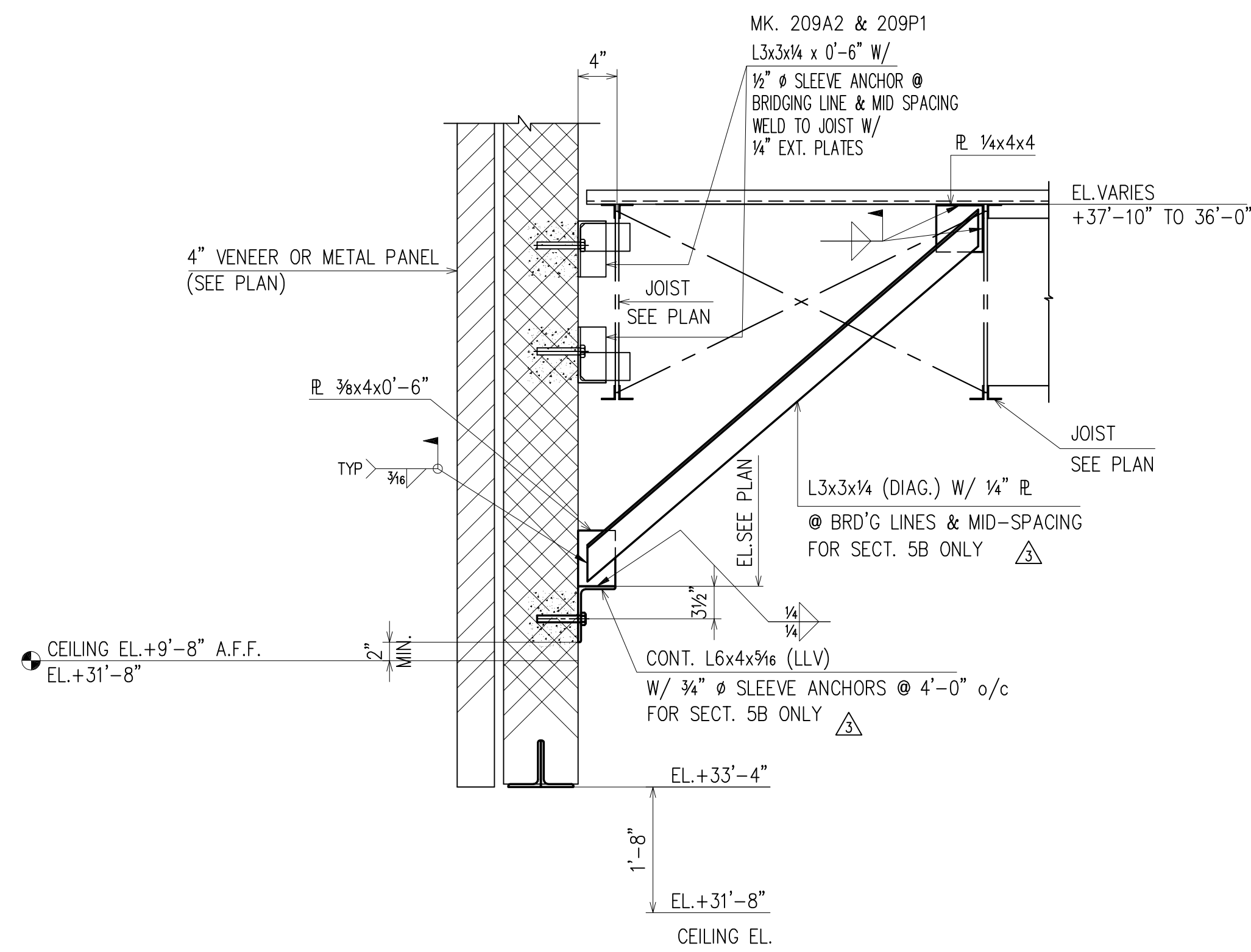
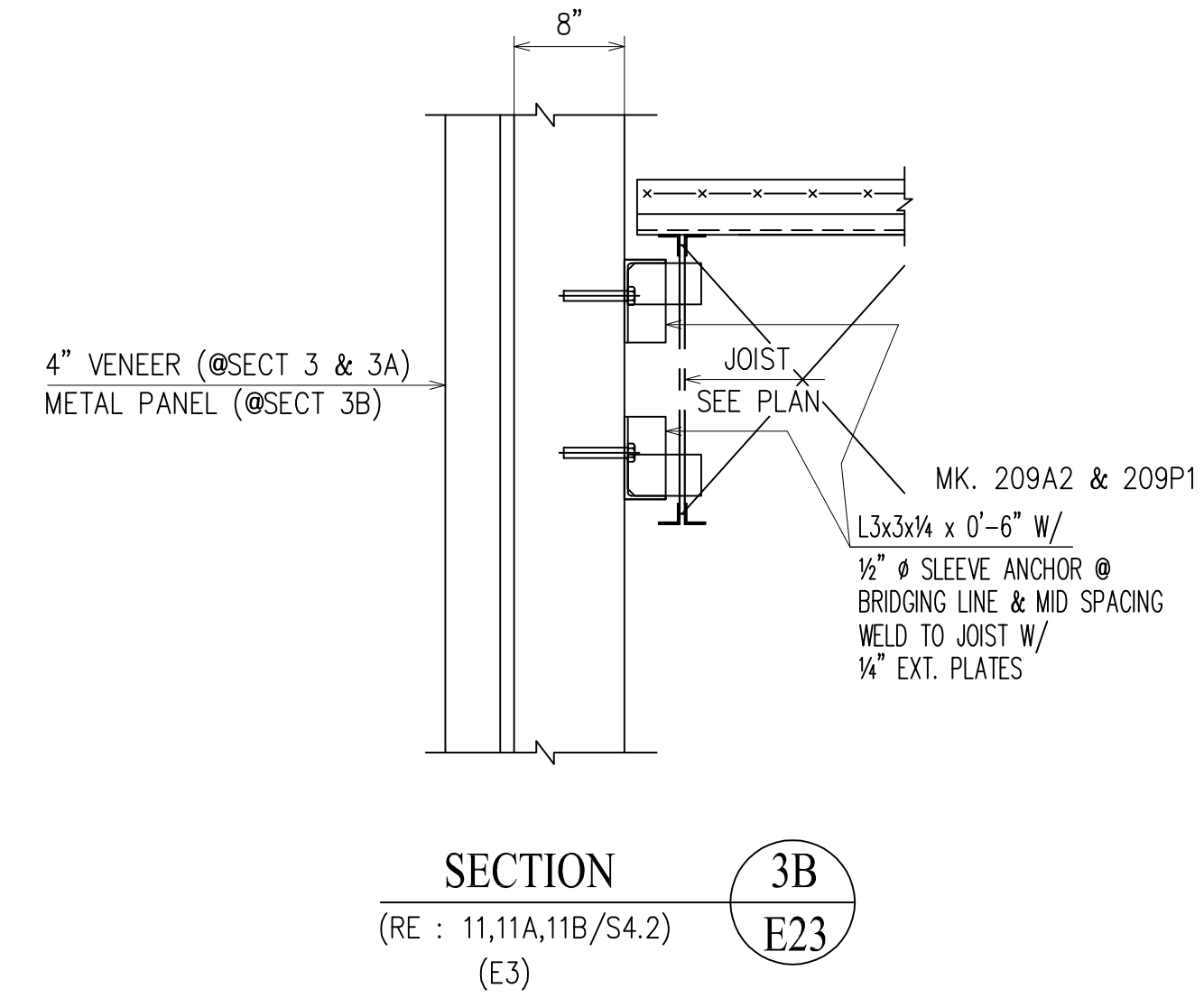
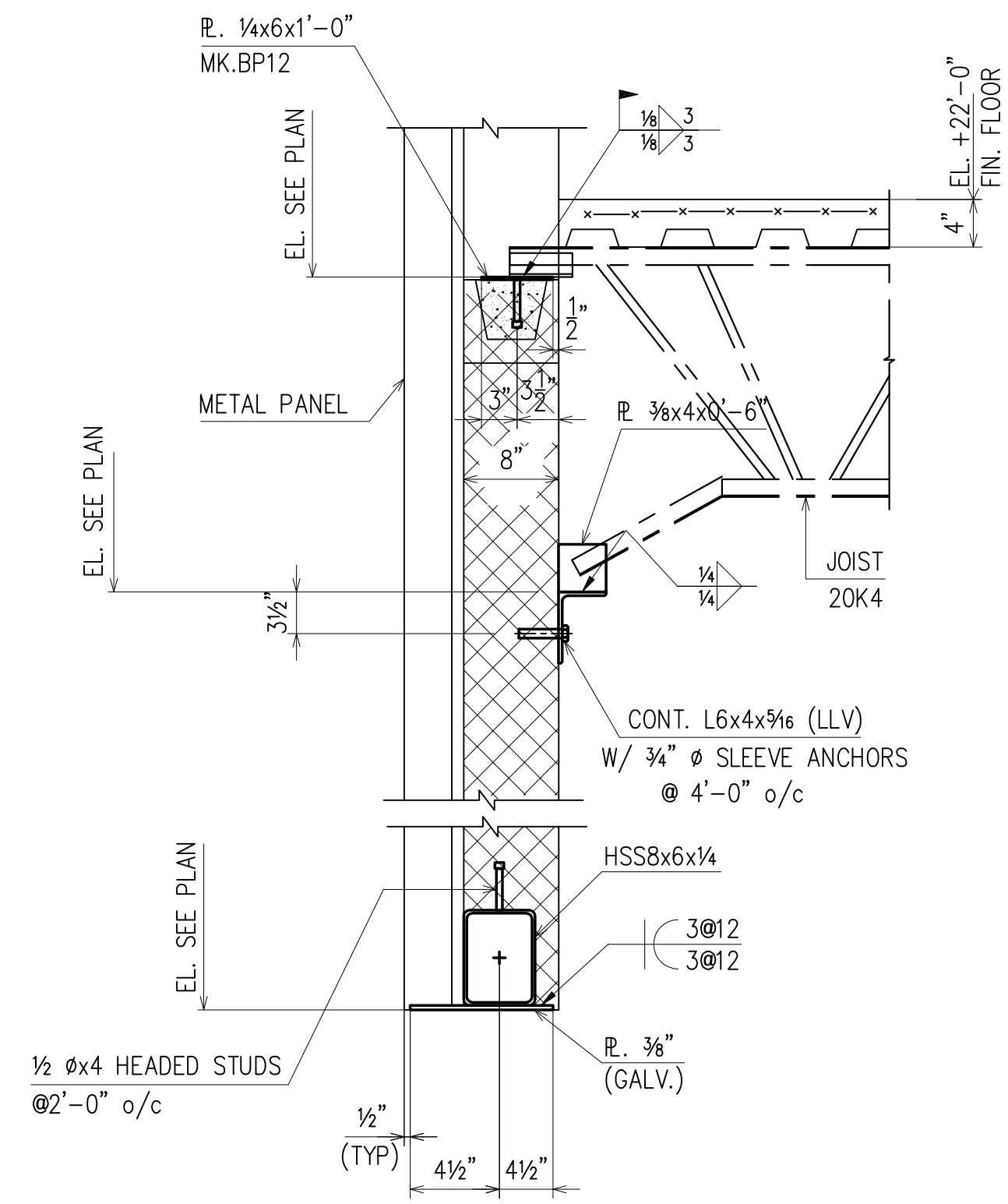
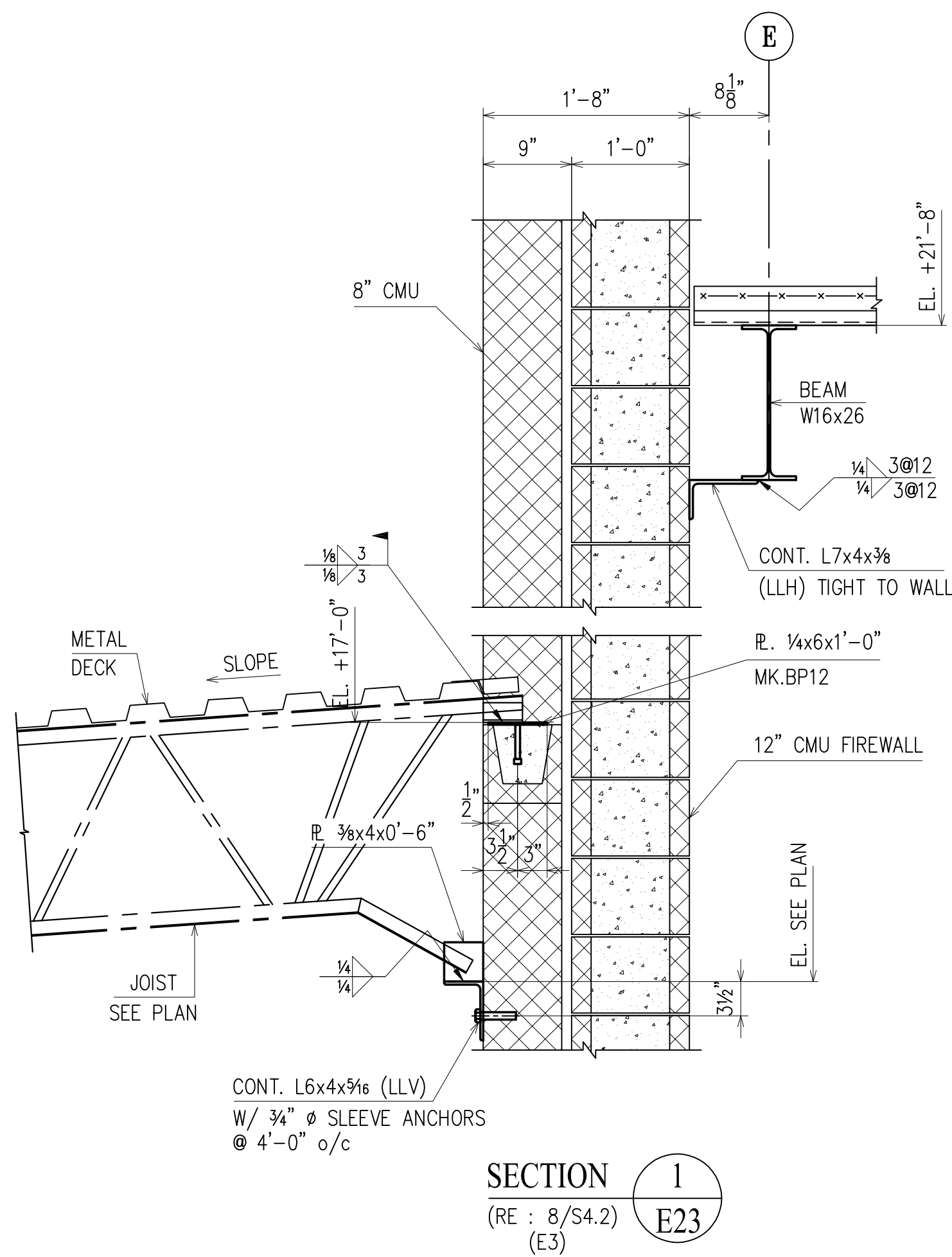


SECTION 7  
(RE : 7/S4.2)  
(E3) E22

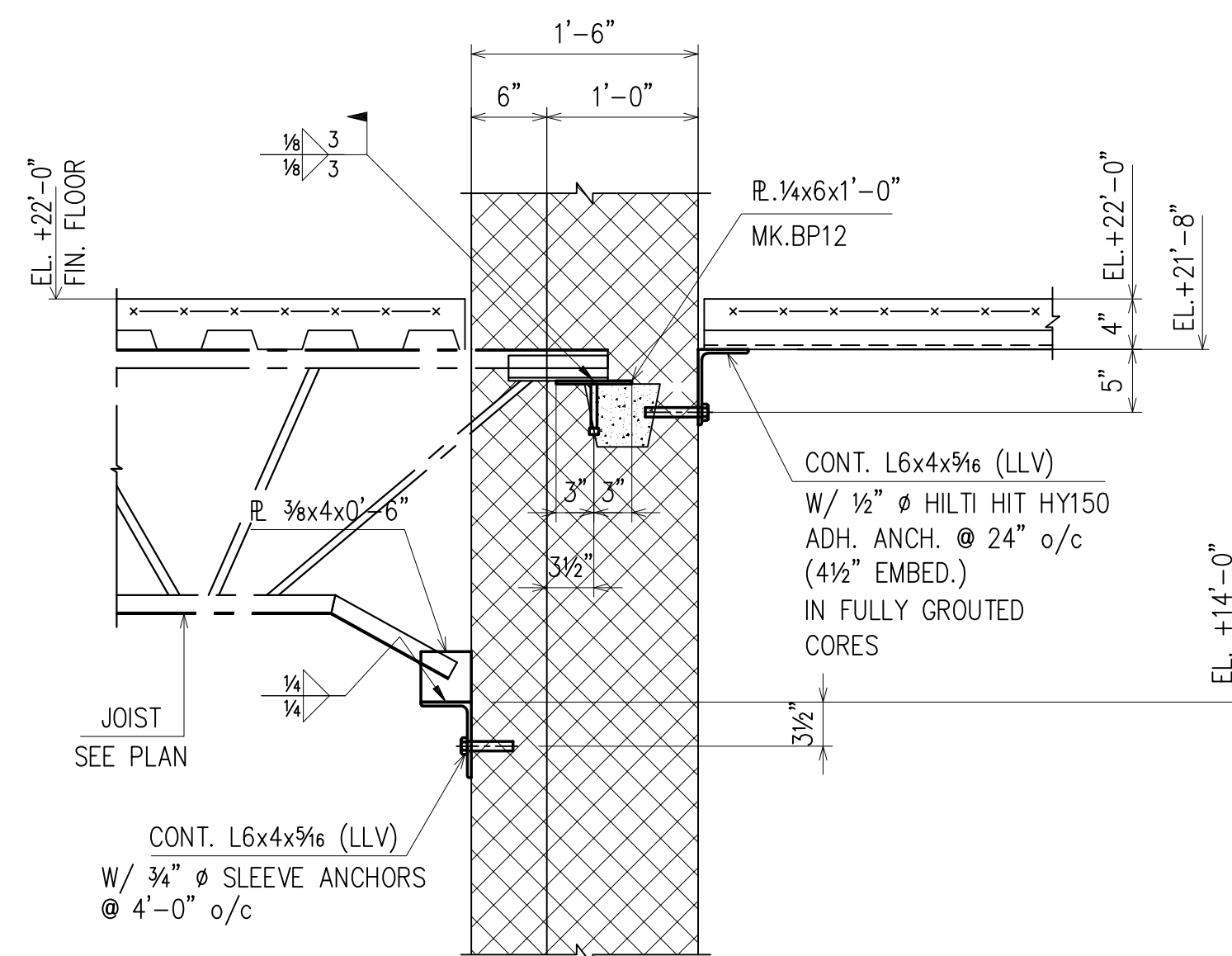
APPROVAL/REVIEW AUTHORITY:  
PLEASE REVIEW THIS DRAWING CAREFULLY.  
IT REPRESENTS OUR INTERPRETATION OF THE INTENT OF THE CONTRACT DOCUMENTS. HOWEVER, THE STEEL FABRICATOR AND THE STRUCTURAL STEEL DETAILER ASSUME NO RESPONSIBILITY FOR THE ACCURACY OF THE INFORMATION SHOWN ON THIS DRAWING. THIS IS THE RESPONSIBILITY OF THE BUYER.  
IT WILL BE ASSUMED THAT ALL INFORMATION SHOWN HEREIN HAS THE AFFIRMATION OF THE APPROVAL AUTHORITY UNLESS NOTED TO THE CONTRARY ON THIS DRAWING WHEN IT IS RETURNED FROM APPROVAL.  
SUBSEQUENT CHANGES TO INFORMATION SHOWN ON THESE DRAWINGS AFTER FIRST SUBMISSION WILL BE CONSIDERED AS CONTRACT CHANGES.  
ADOPTED BY THE NATIONAL INSTITUTE OF STEEL DETAILING 1977.

DRAWINGS PREPARED BY:	
DIVISION FIVE DETAILING INC.	
1770 Gallagher Drive	
Vineland, New Jersey 08360	
Phone: (856) 794-9474	
Fax: (856) 696-2027	

PAIN:	2/25/10	Rev. Sect. 1,2,&3			FOR FIELD
MATERIAL:	2/8/10	Rev. Sect. 4 &5			4th APPVL
HOLES:	1/28/10	PER CHECK			3rd APPVL
ELECTRODES:	10/30	FOR APPROVAL			2nd APPVL
TOTAL WEIGHT	NO DATE	DESCRIPTION	NO DATE	DESCRIPTION	1st APPVL
SC	BC	BCSC	REVISIONS		DATE
CUSTOMER:					
CHERRY STEEL CORP.					
DRAFTER DS	PROJECT:	ATLANTIC COUNTY INSTITUTE OF TECHNOLOGY		CONTRACT NO	
DATE 2/30/09	LOCATION:	MAYS LANDING, NJ		415	
CHECKED BCF	DWG TITLE:	SECTIONS		DWG NO	E22
DATE 1/29/10					



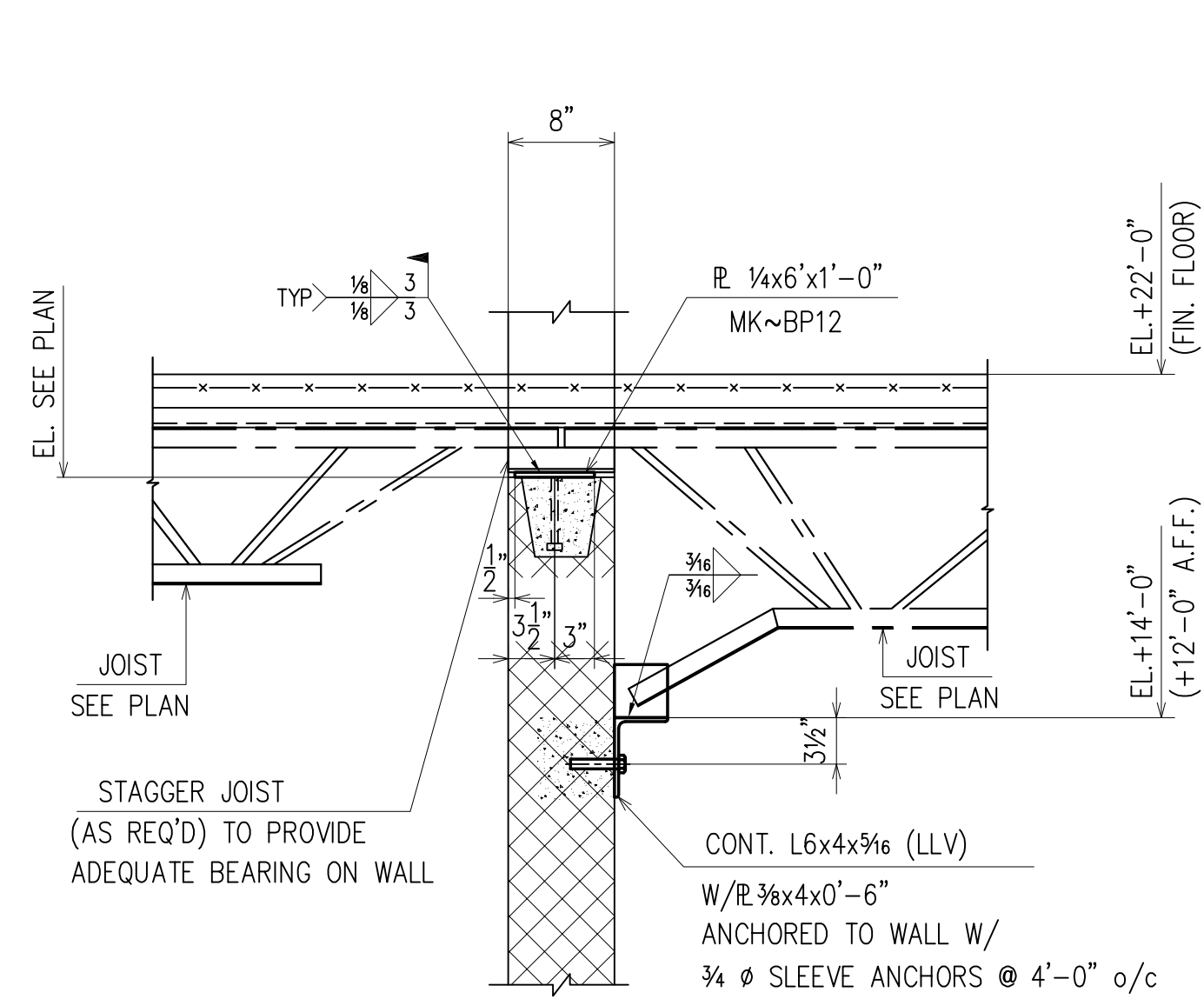
**SECTION 2 2A**  
(RE : 10,10A/S4.2) (E3) (E23)



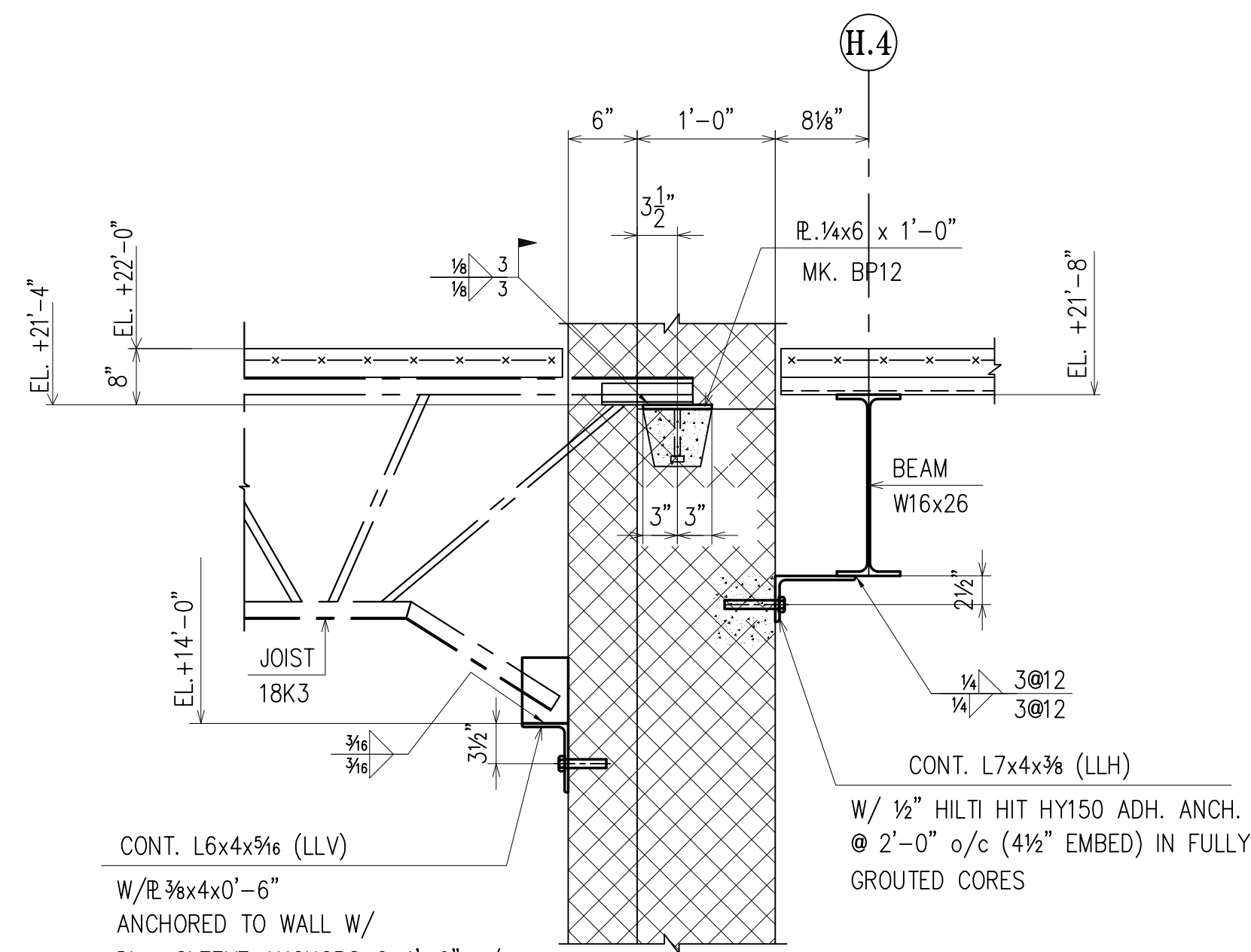
APPROVAL/REVIEW AUTHORITY:  
PLEASE REVIEW THIS DRAWING CAREFULLY.  
IT REPRESENTS OUR INTERPRETATION OF THE INTENT OF THE CONTRACT DOCUMENTS. HOWEVER, THE STEEL FABRICATOR AND THE STRUCTURAL STEEL DETAILER ASSUME NO RESPONSIBILITY FOR THE ACCURACY OF THE INFORMATION SHOWN ON THIS DRAWING. THIS IS THE RESPONSIBILITY OF THE BUYER.  
IT WILL BE ASSUMED THAT ALL INFORMATION SHOWN HEREIN HAS THE AFFIRMATION OF THE APPROVAL AUTHORITY UNLESS NOTED TO THE CONTRARY ON THIS DRAWING WHEN IT IS RETURNED FROM APPROVAL.  
SUBSEQUENT CHANGES TO INFORMATION SHOWN ON THESE DRAWINGS AFTER FIRST SUBMISSION WILL BE CONSIDERED AS CONTRACT CHANGES.  
ADOPTED BY THE NATIONAL INSTITUTE OF STEEL DETAILING 1977.

PAIN:	4/26	PER RFI # 28				FOR FIELD	
MATERIAL:	4/25	ADD P.C. MARKS				4th APPVL	
HOLES:	1/28/10	PER CHECK				3rd APPVL	
ELECTRODES:	10/30	FOR APPROVAL				2nd APPVL	
TOTAL WEIGHT	NO DATE	DESCRIPTION	NO DATE	DESCRIPTION		1st APPVL	
SC	BC	BCSC	REVISIONS			DATE	ISSUE
CUSTOMER:							
CHERRY STEEL CORP.							
DRAFTER	D5	PROJECT:	ATLANTIC COUNTY INSTITUTE OF TECHNOLOGY		CONTRACT NO.		
DATE	3/30/09	LOCATION:	MAYS LANDING, NJ			415	
CHECKED	BCF	DWG TITLE:	SECTIONS		DWG NO.	E23	
DATE	1/29/10						

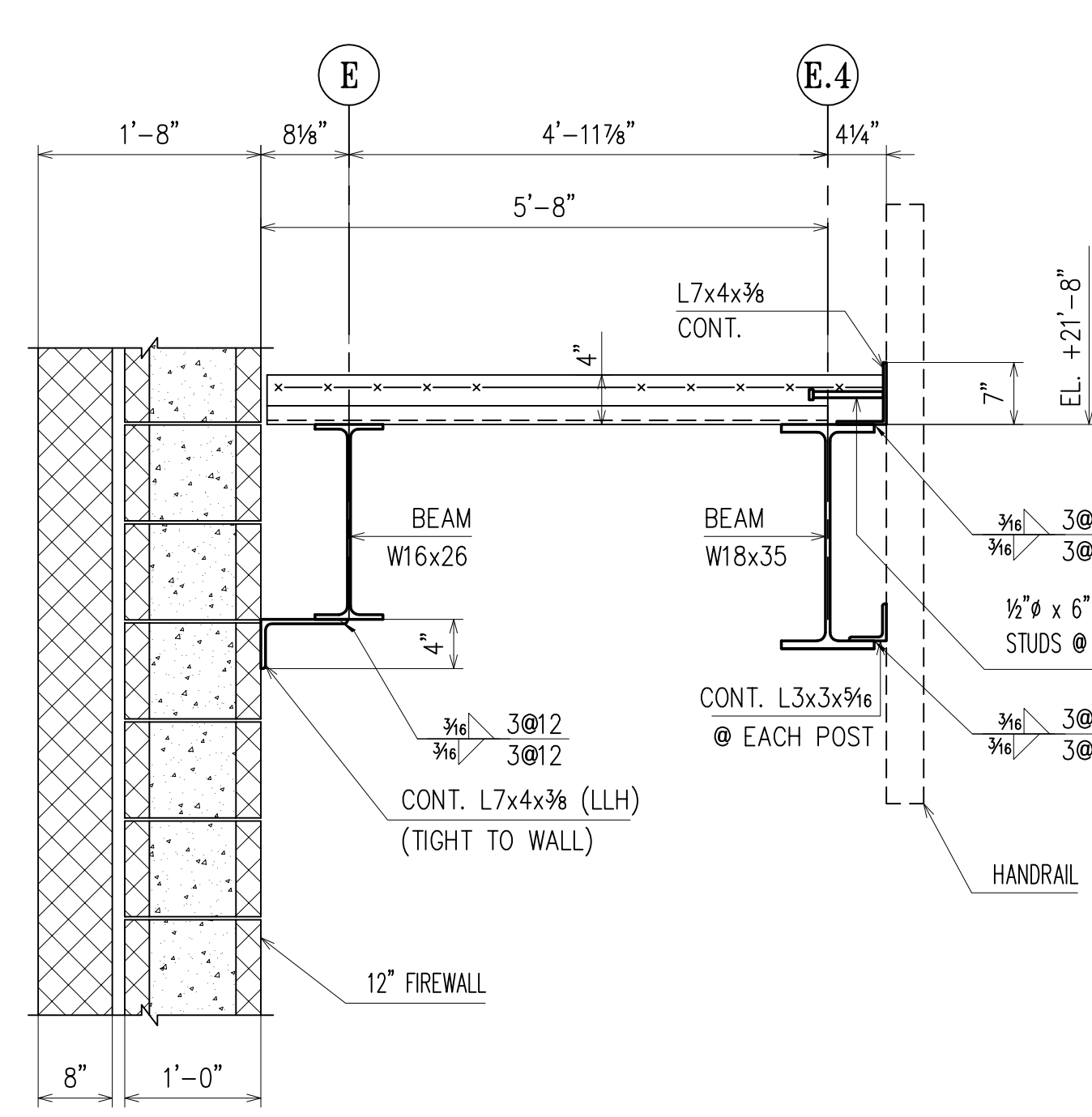
DRAWINGS PREPARED BY:  
DIVISION FIVE DETAILING INC.  
1770 Gallagher Drive  
Vineland, New Jersey 08360  
Phone: (856) 794-9474  
Fax: (856) 696-2027



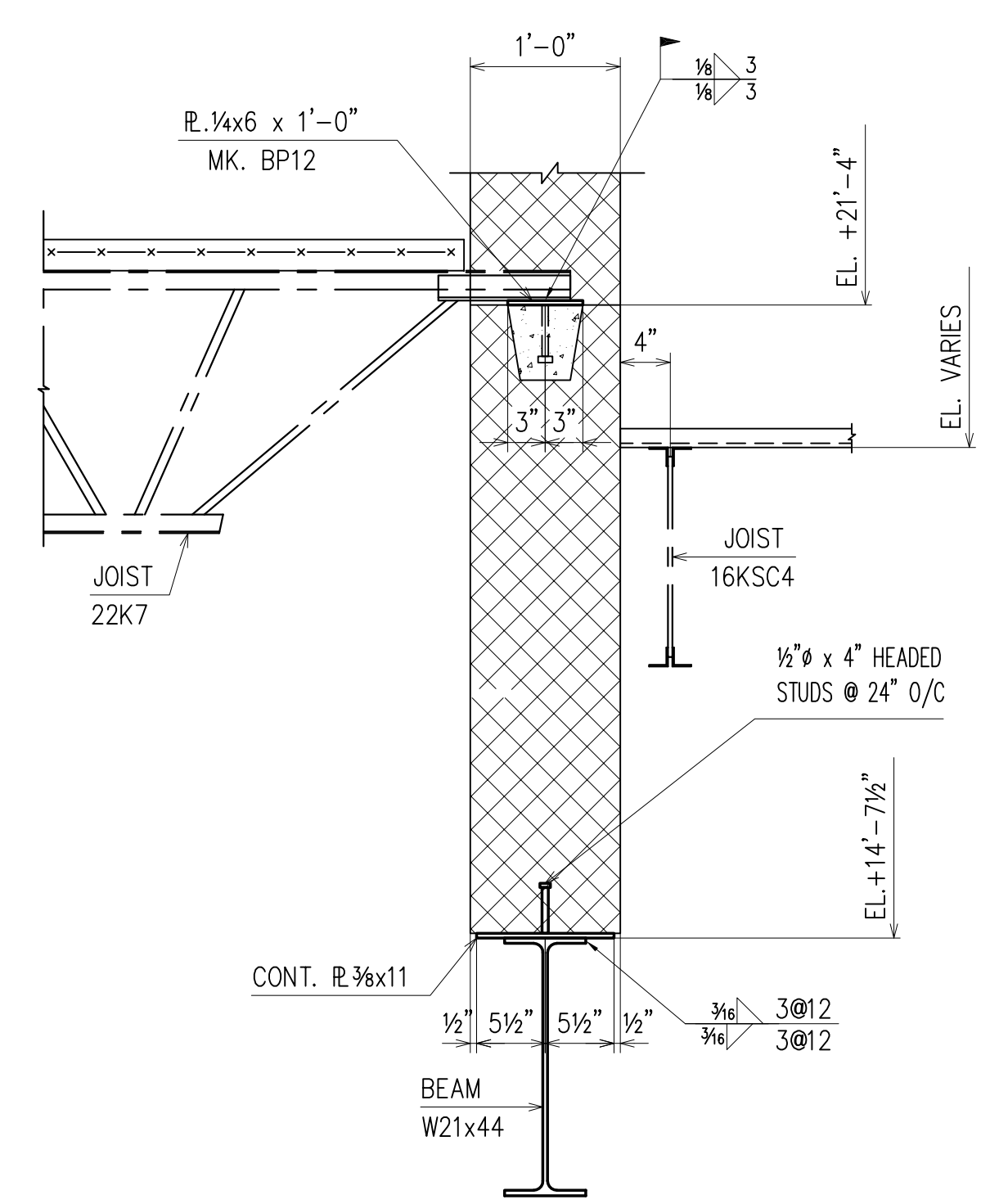
SECTION 1  
(RE : 17/S4.2)  
(E3) **E24**



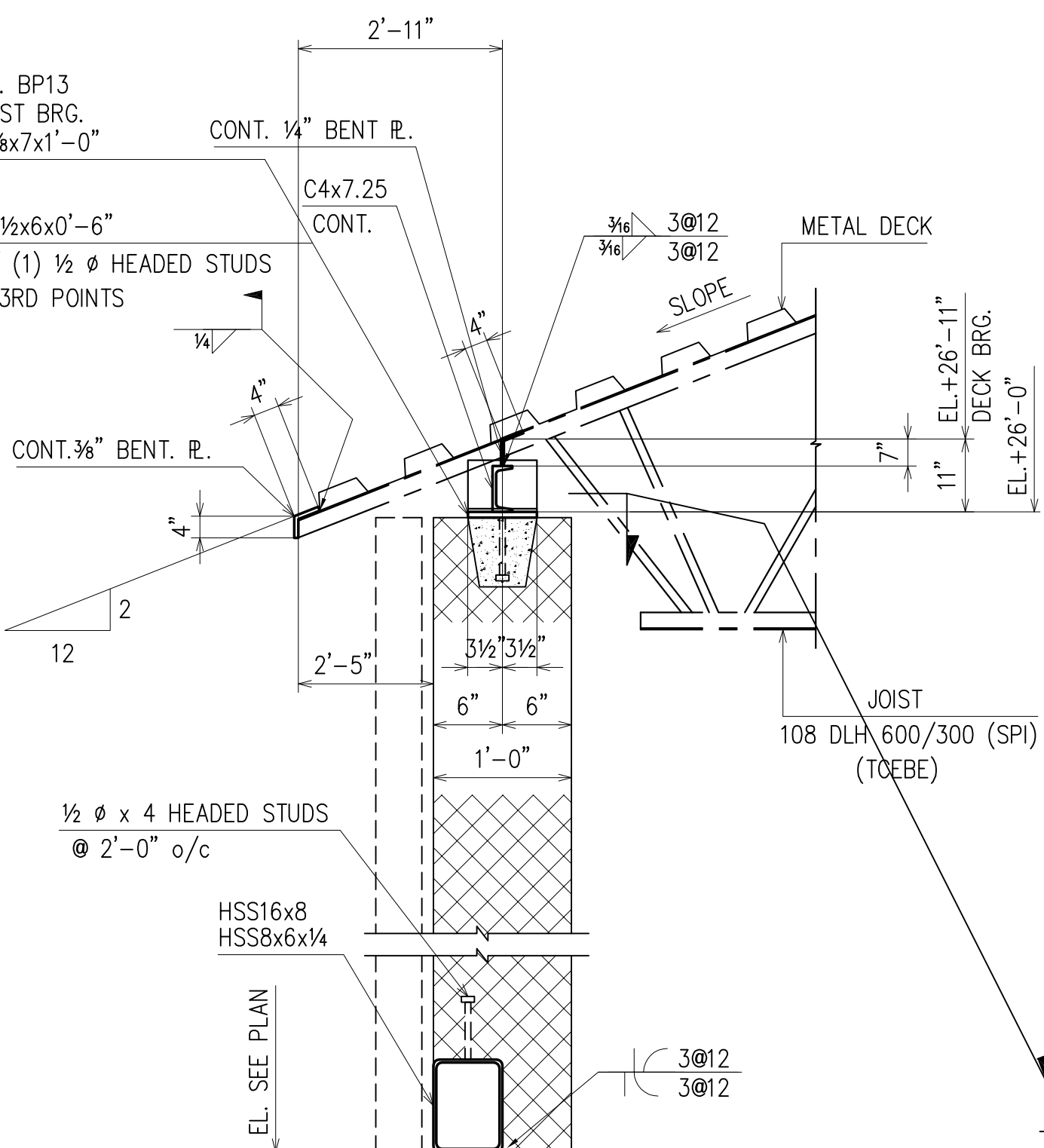
SECTION 2  
(RE : 18/S4.2)  
(E3) **E24**



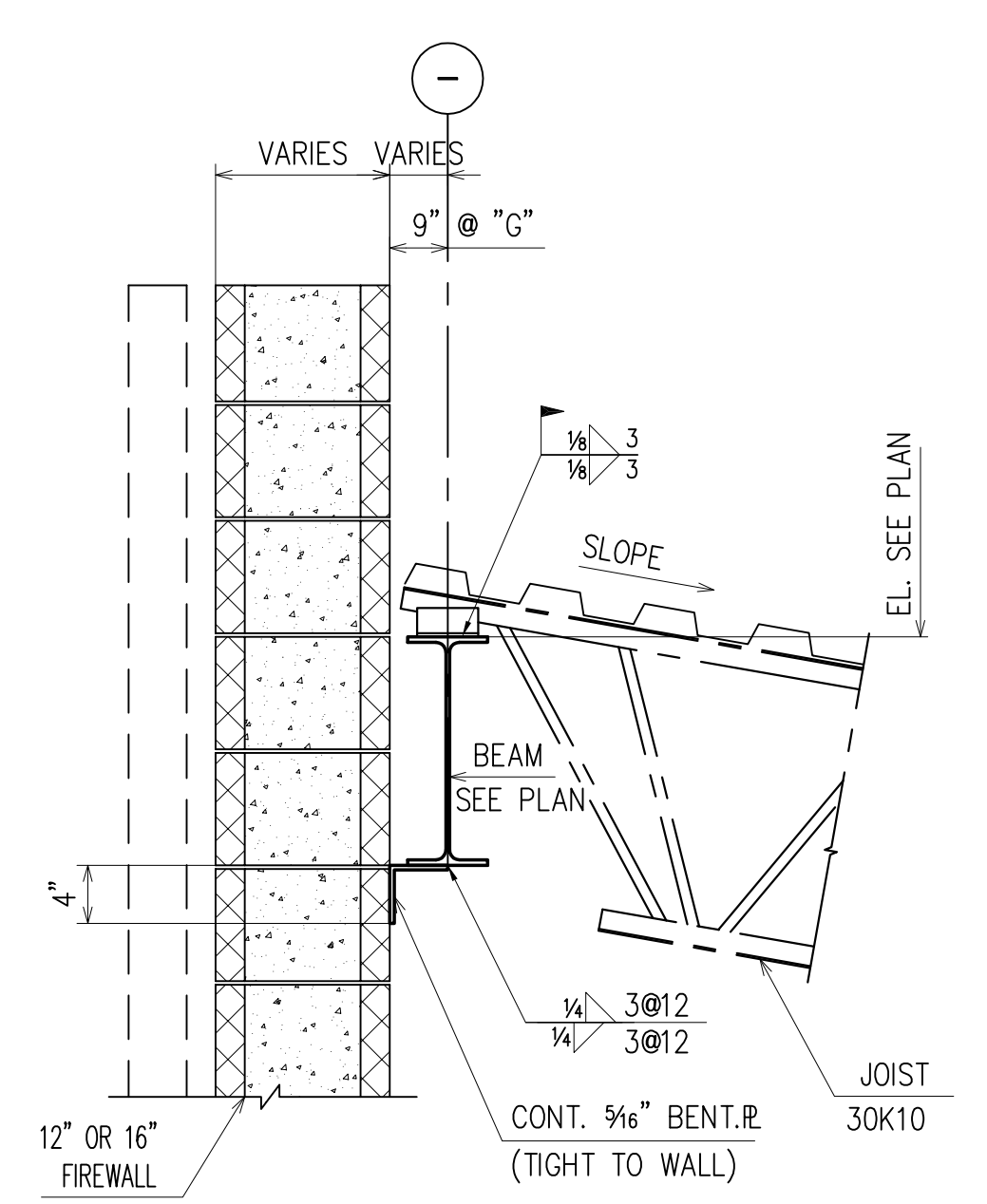
SECTION 3  
(RE : 19/S4.2)  
(E3) **E24**



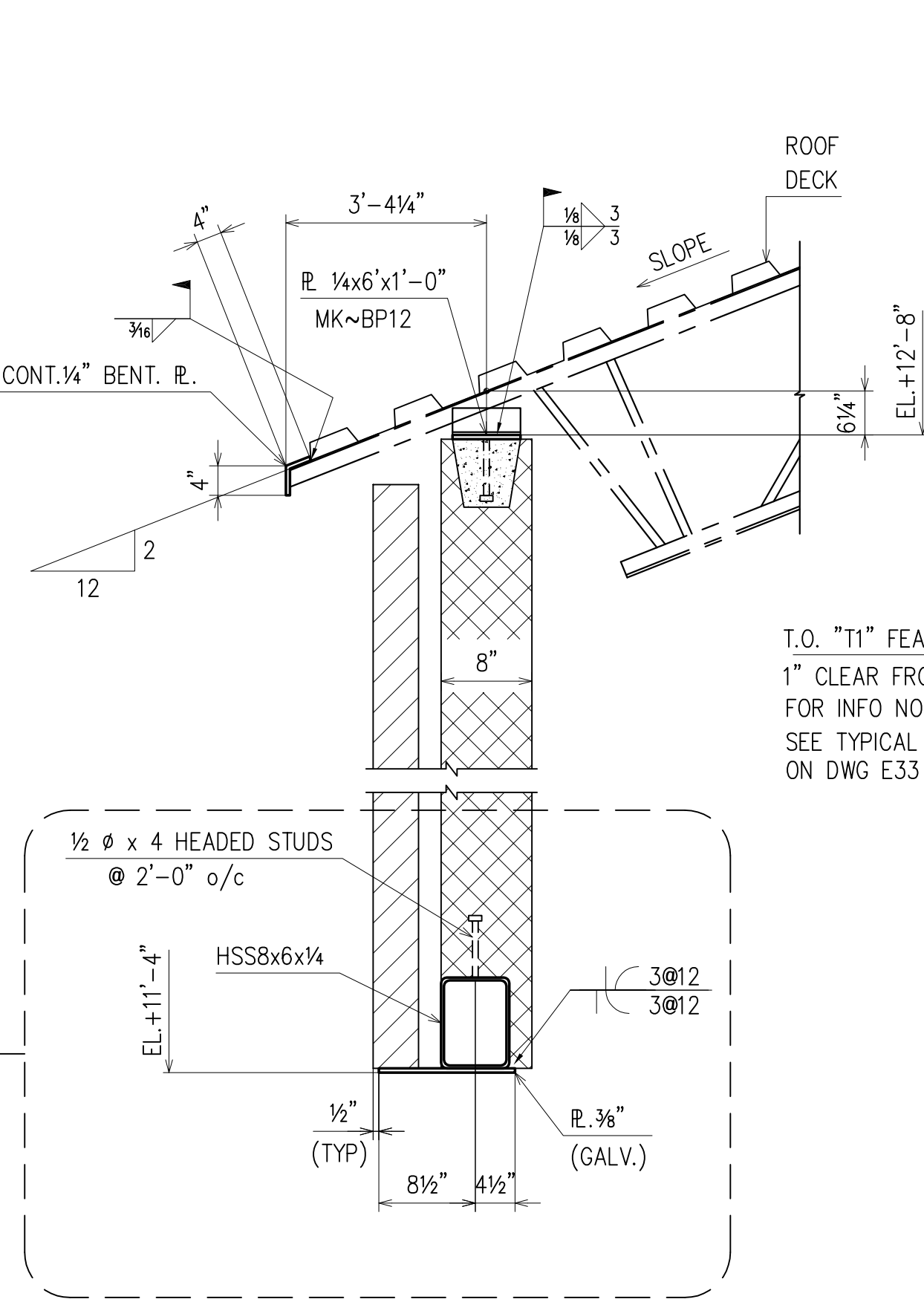
SECTION 4  
(RE : 20/S4.2)  
(E3) **E24**



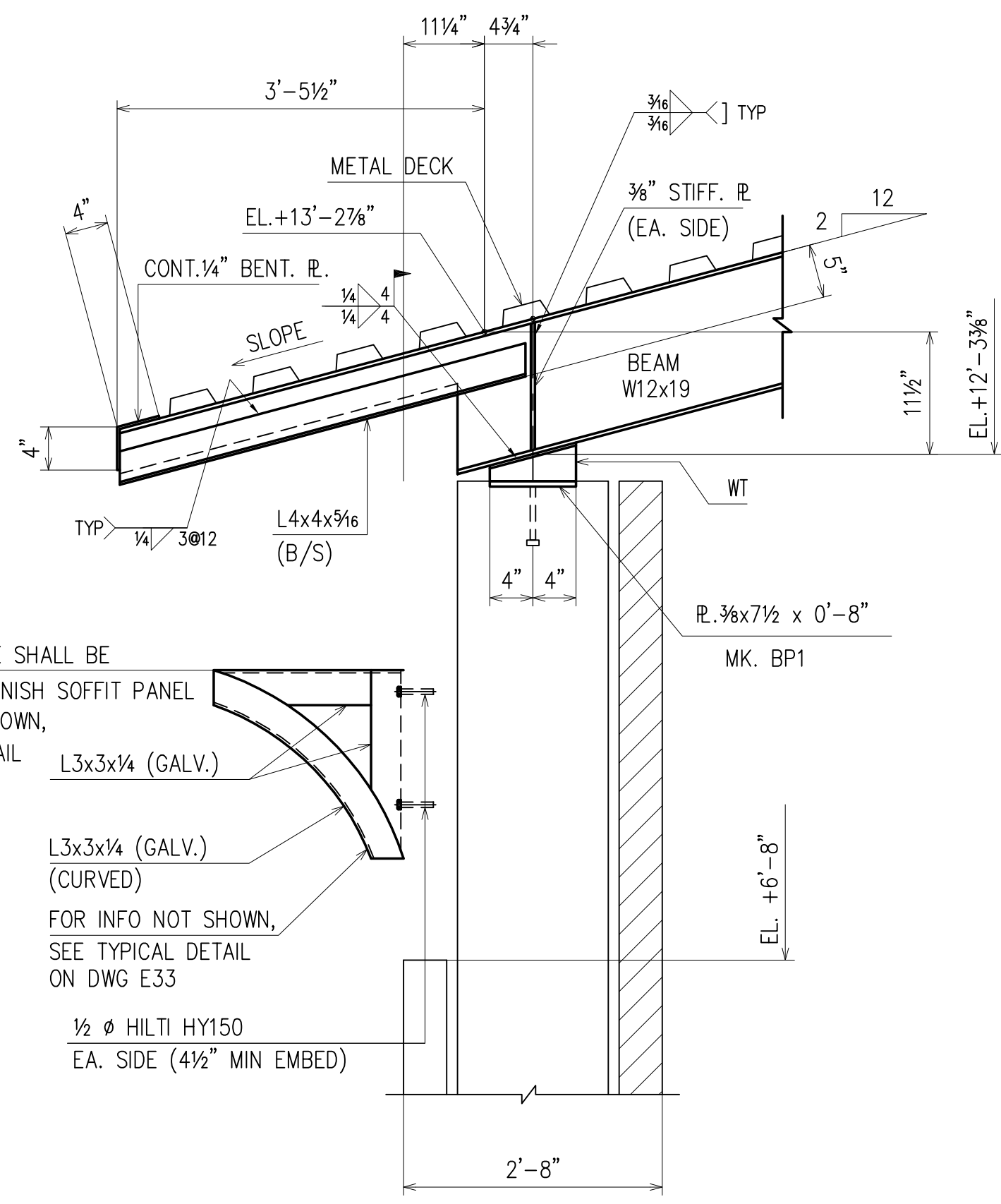
SECTION 5  
(RE : 1/S4.4)  
(E7) **E24**



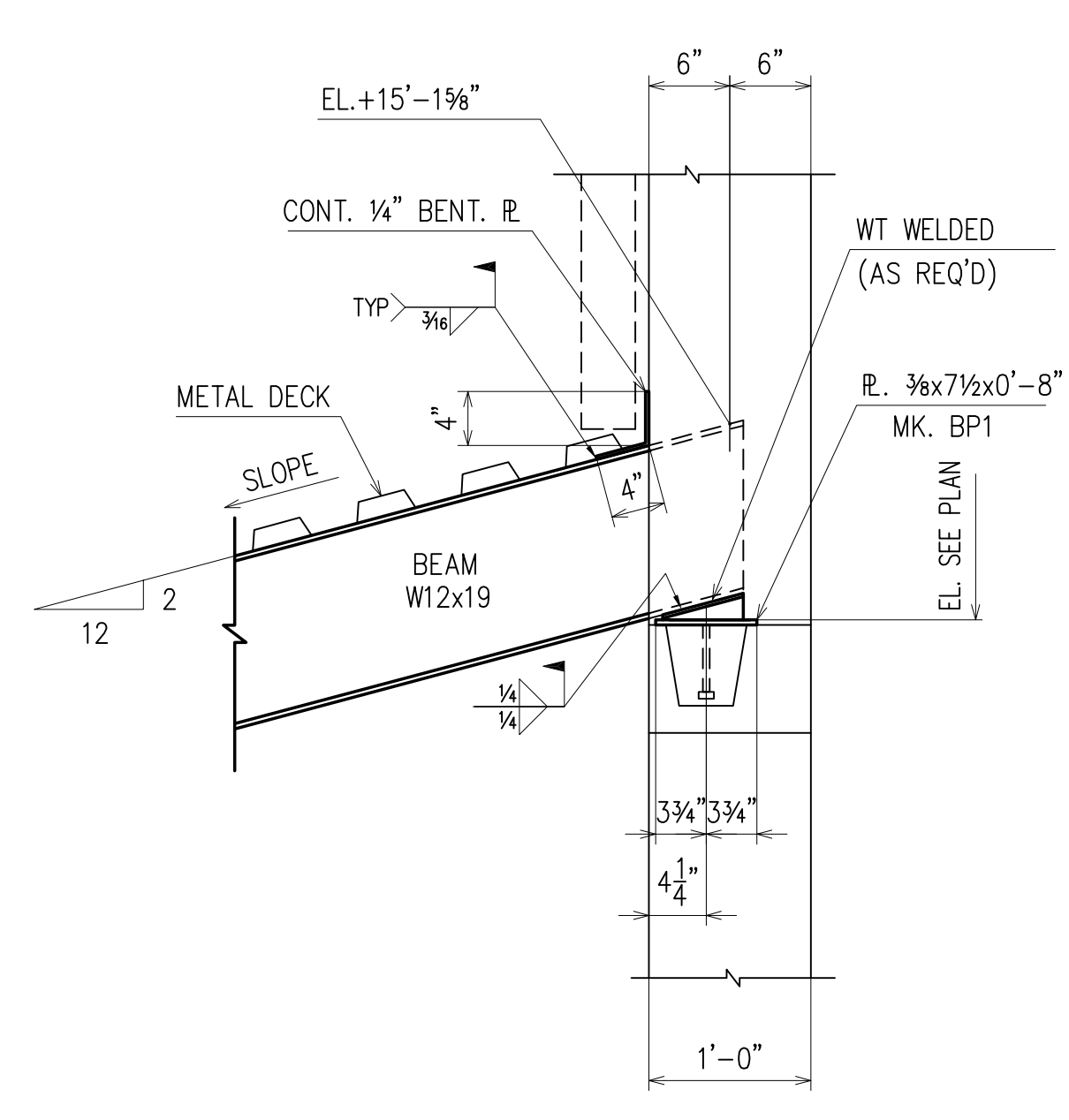
SECTION 6  
(RE : 2/S4.4)  
(E6, E7) **E24**



SECTION 7 7A  
(RE : 3,3A/S4.4)  
(E1) **E24 E24**

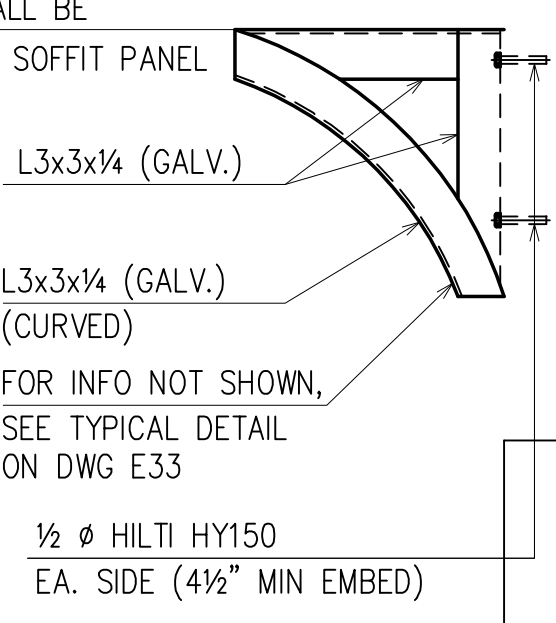


SECTION 8  
(RE : 6/S4.4)  
(E1, E4) **E24**



SECTION 9  
(RE : 7/S4.4)  
(E4) **E24**

T.O. "T1" FEATURE SHALL BE 1" CLEAR FROM FINISH SOFFIT PANEL FOR INFO NOT SHOWN, SEE TYPICAL DETAIL ON DWG E33



APPROVAL/REVIEW AUTHORITY: PLEASE REVIEW THIS DRAWING CAREFULLY. IT REPRESENTS OUR INTERPRETATION OF THE INTENT OF THE CONTRACT DOCUMENTS. HOWEVER, THE STEEL FABRICATOR AND THE STRUCTURAL STEEL DETAILER ASSUME NO RESPONSIBILITY FOR THE ACCURACY OF THE INFORMATION SHOWN ON THIS DRAWING. THIS IS THE RESPONSIBILITY OF THE BUYER.

IT WILL BE ASSUMED THAT ALL INFORMATION SHOWN HEREIN HAS THE AFFIRMATION OF THE APPROVAL AUTHORITY UNLESS NOTED TO THE CONTRARY ON THIS DRAWING WHEN IT IS RETURNED FROM APPROVAL.

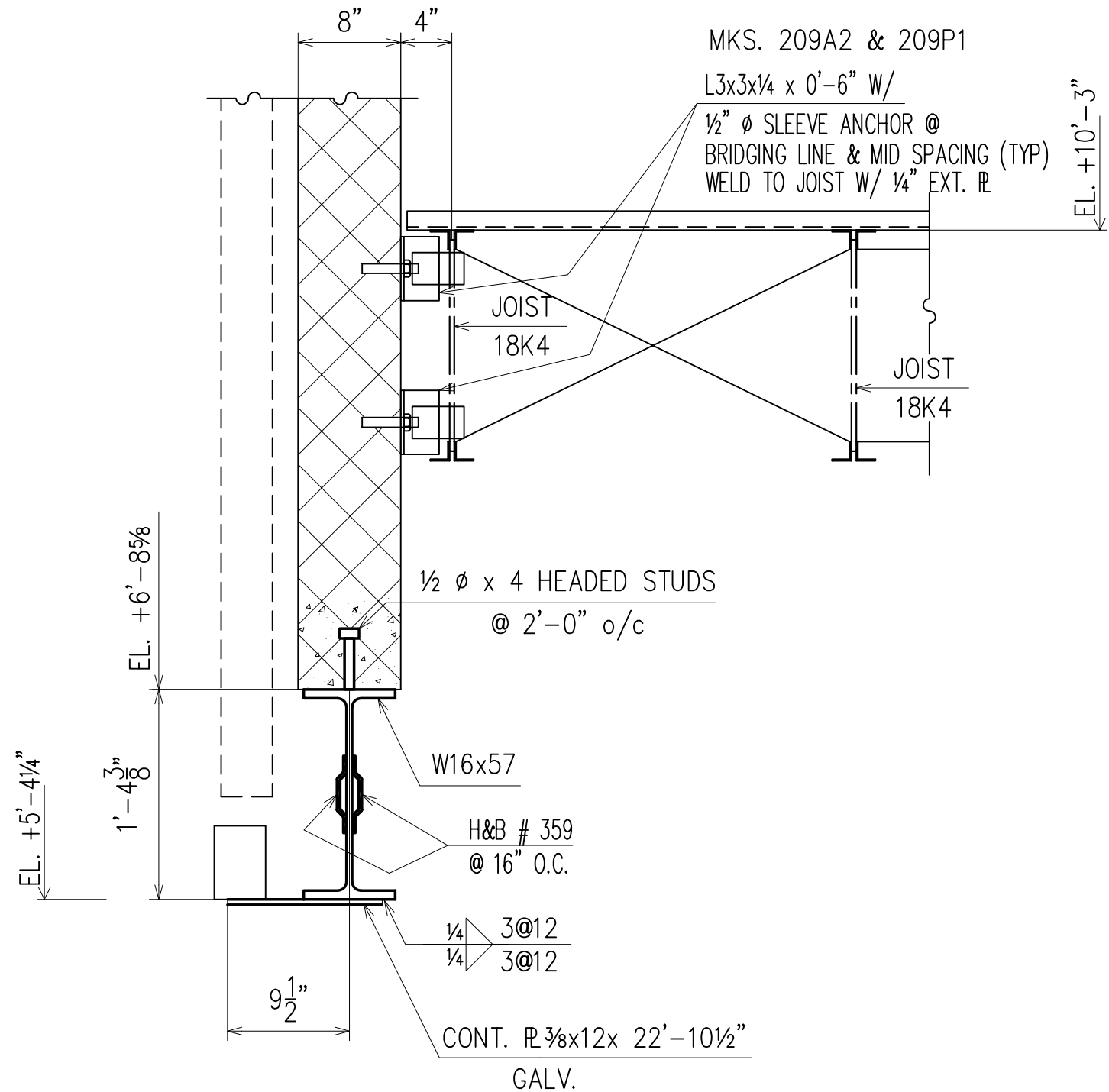
SUBSEQUENT CHANGES TO INFORMATION SHOWN ON THESE DRAWINGS AFTER FIRST SUBMISSION WILL BE CONSIDERED AS CONTRACT CHANGES.

ADOPTED BY THE NATIONAL INSTITUTE OF STEEL DETAILING 1977.

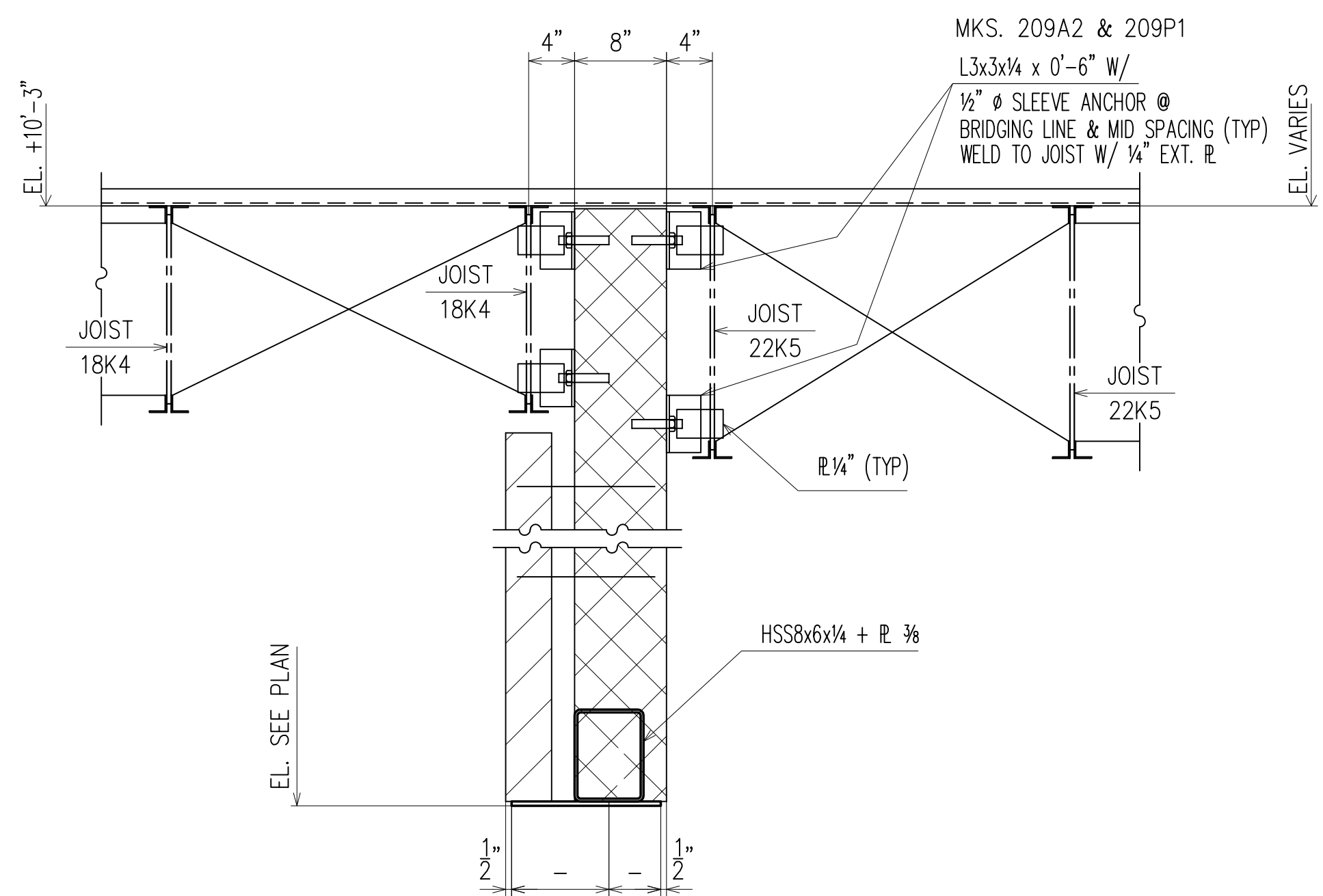
DRAWINGS PREPARED BY:	
DIVISION FIVE DETAILING INC.	
1770 Gallagher Drive	
Vineland, New Jersey 08360	
Phone: (856) 794-9474	
Fax: (856) 696-2027	

PAINT:		FOR FIELD	
MATERIAL:	4/5 ADD PC MARKS		4th APPVL
HOLES:	1/28/01 PER CHECK		3rd APPVL
ELECTRODES:	10/30 FOR APPROVAL		2nd APPVL
TOTAL WEIGHT	NO DATE DESCRIPTION	NO DATE DESCRIPTION	1st APPVL
SC	BC	BSCC	REVISIONS
DATE		ISSUE	
CUSTOMER:			
CHERRY STEEL CORP.			
DRAFTER DS	PROJECT: ATLANTIC COUNTY INSTITUTE OF TECHNOLOGY	CONTRACT NO	
DATE 3/30/09	LOCATION: MAYS LANDING, NJ		415
CHECKED BCF	DWG TITLE: SECTIONS	DWG NO	E24
DATE 1/29/10			

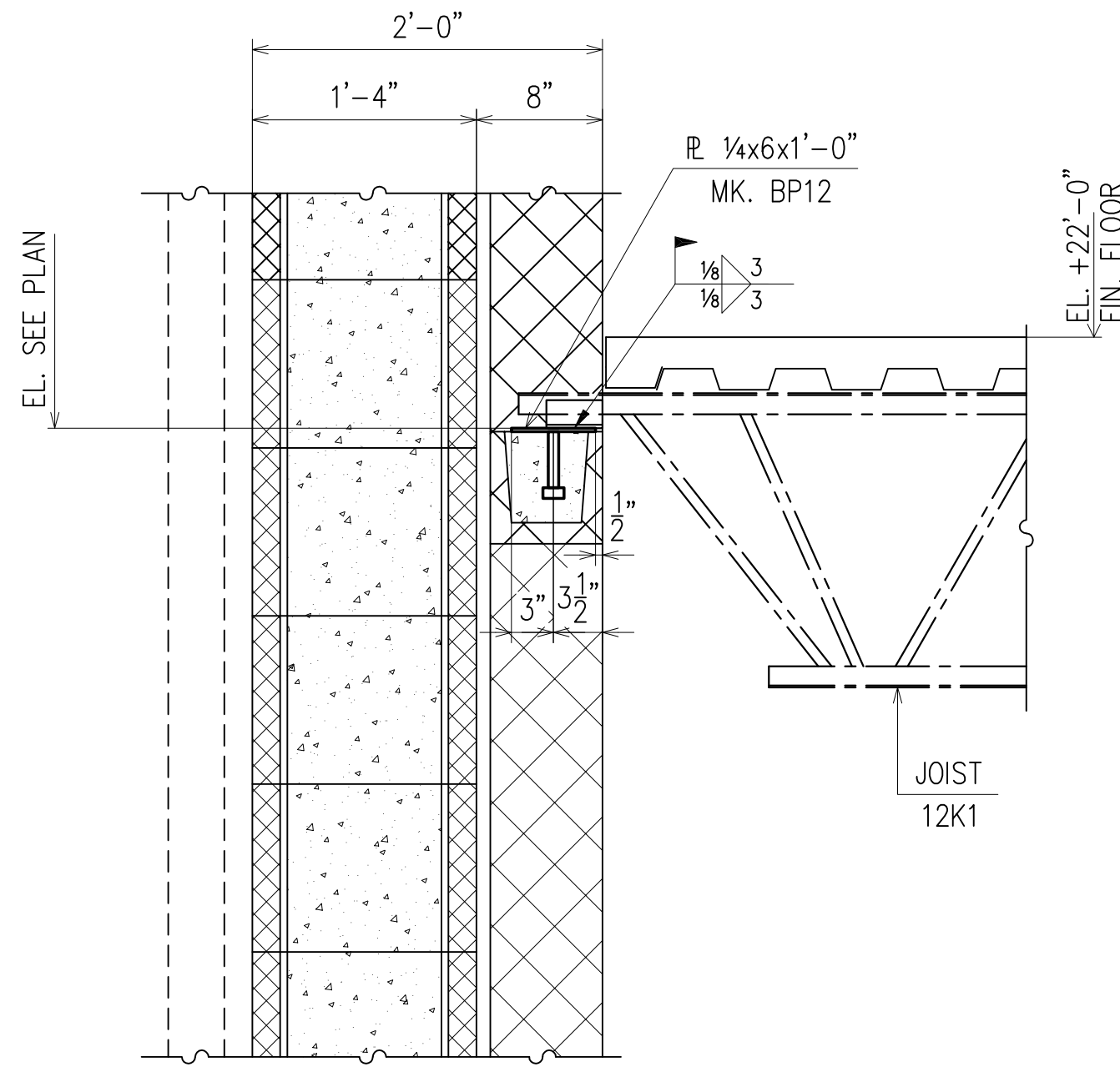




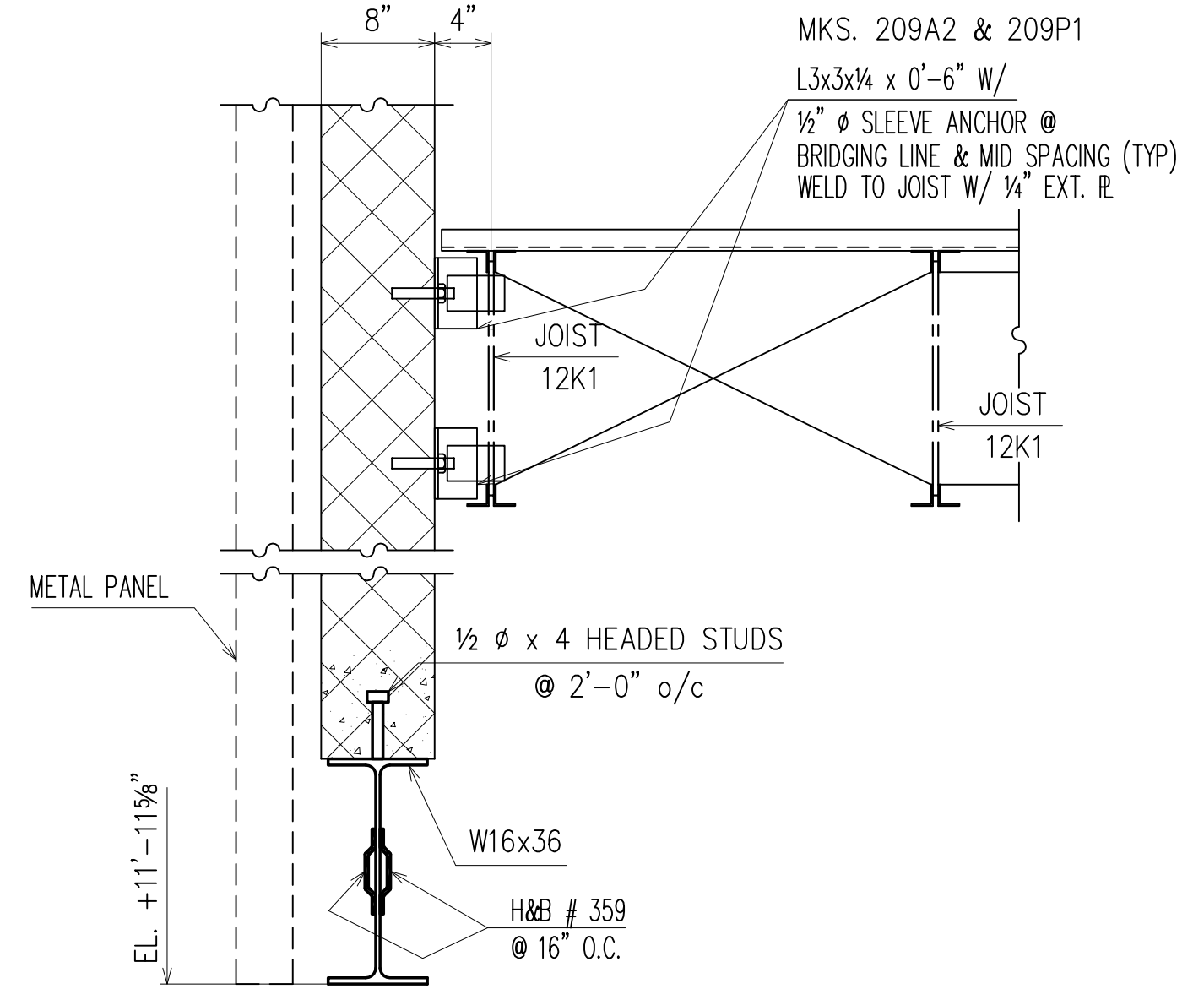
SECTION 1  
(RE : 13/S4.6)  
(E1) E25



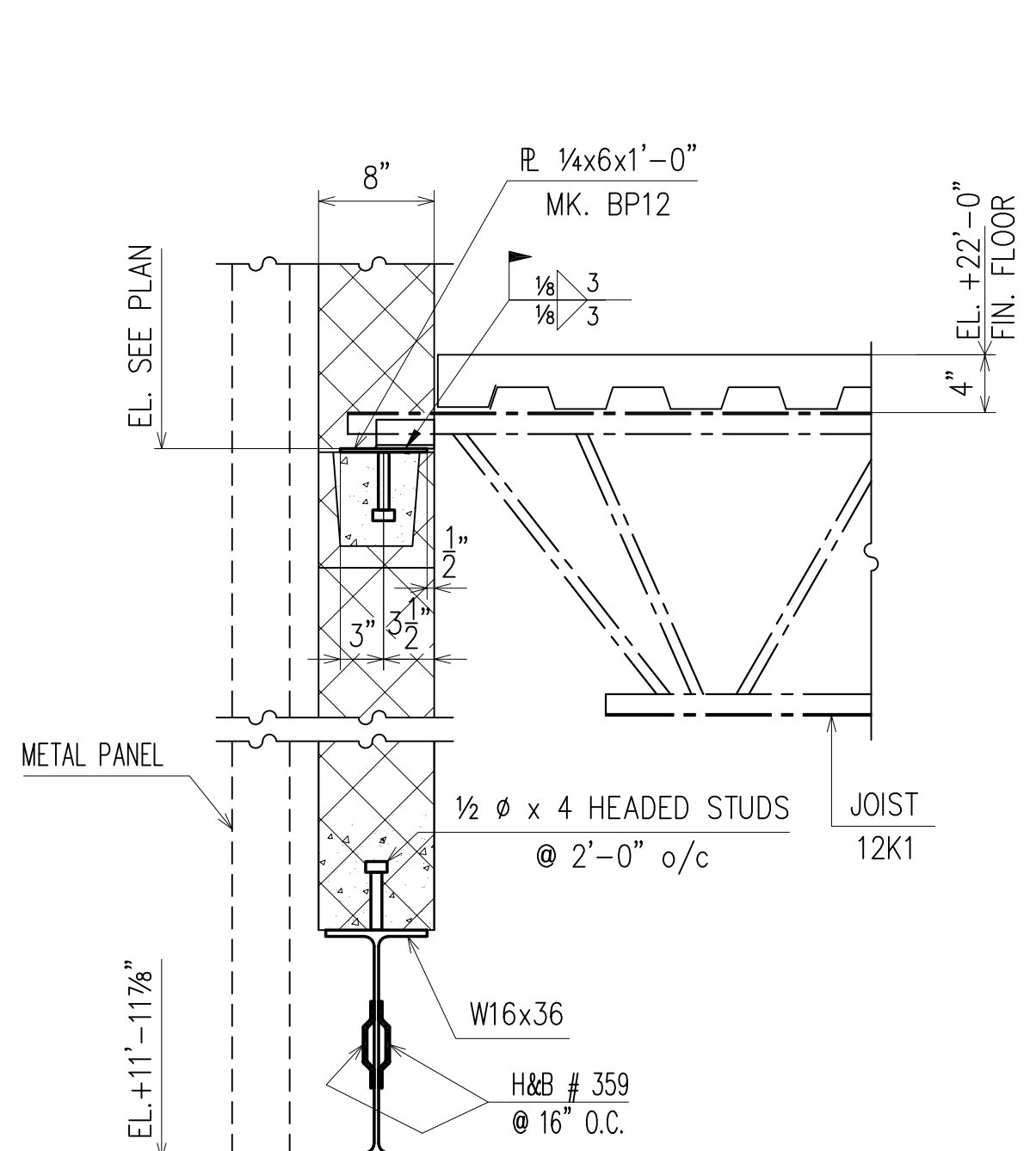
SECTION 2  
(RE : 14/S4.6)  
(E1) E25



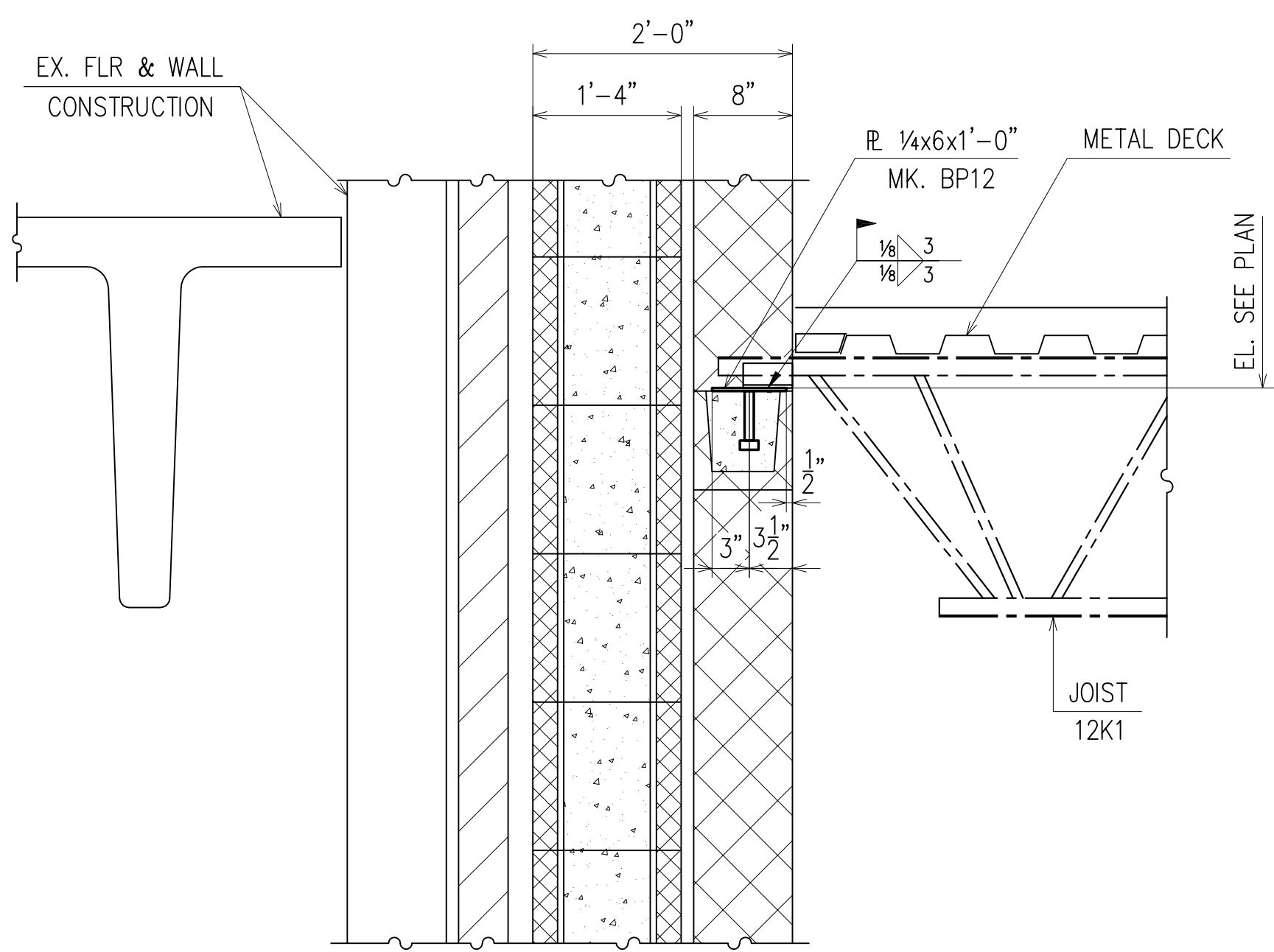
SECTION 3  
(RE : 9/S4.6)  
(E3) E25



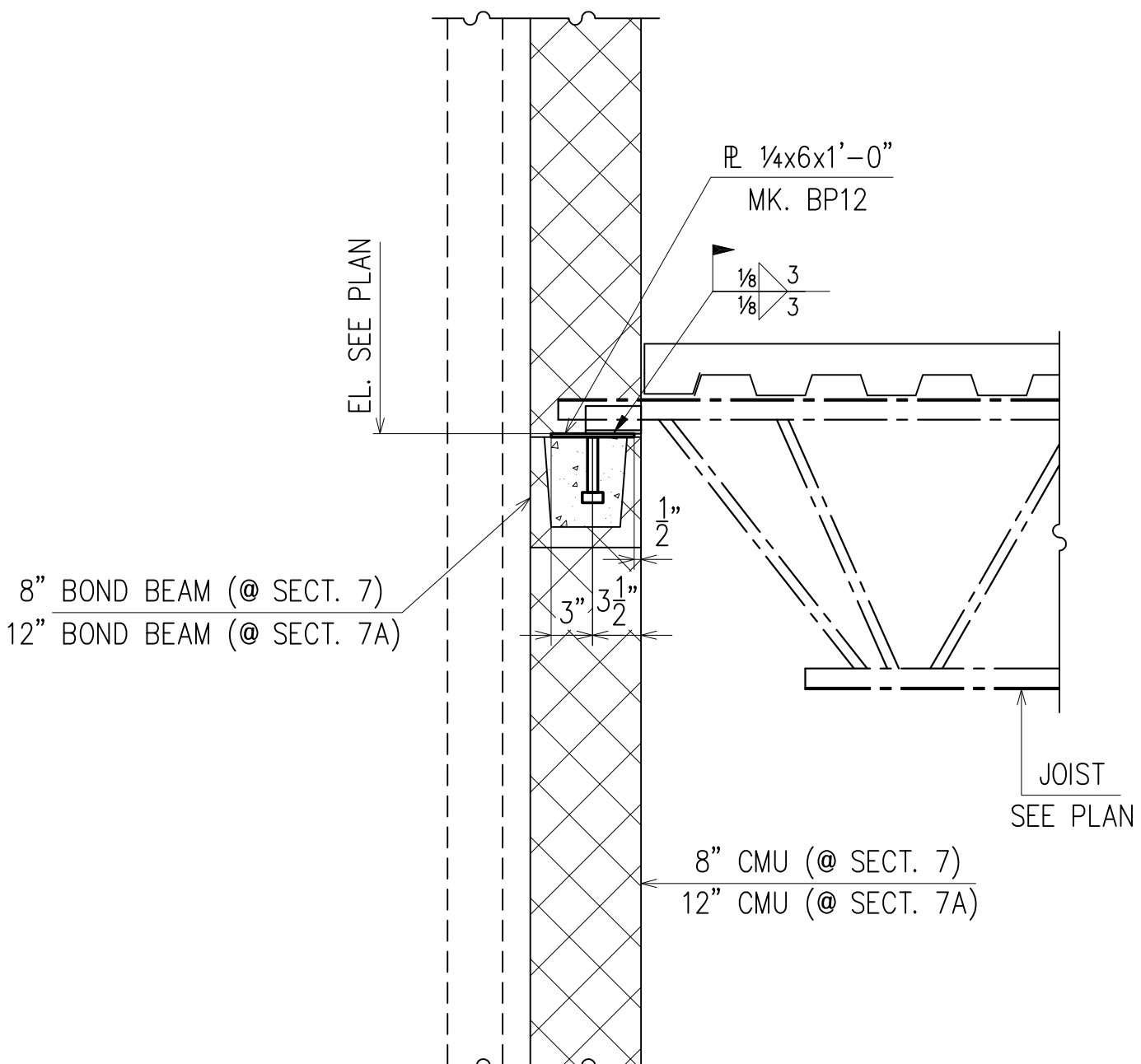
SECTION 4  
(RE : 11/S4.6)  
(E3) E25



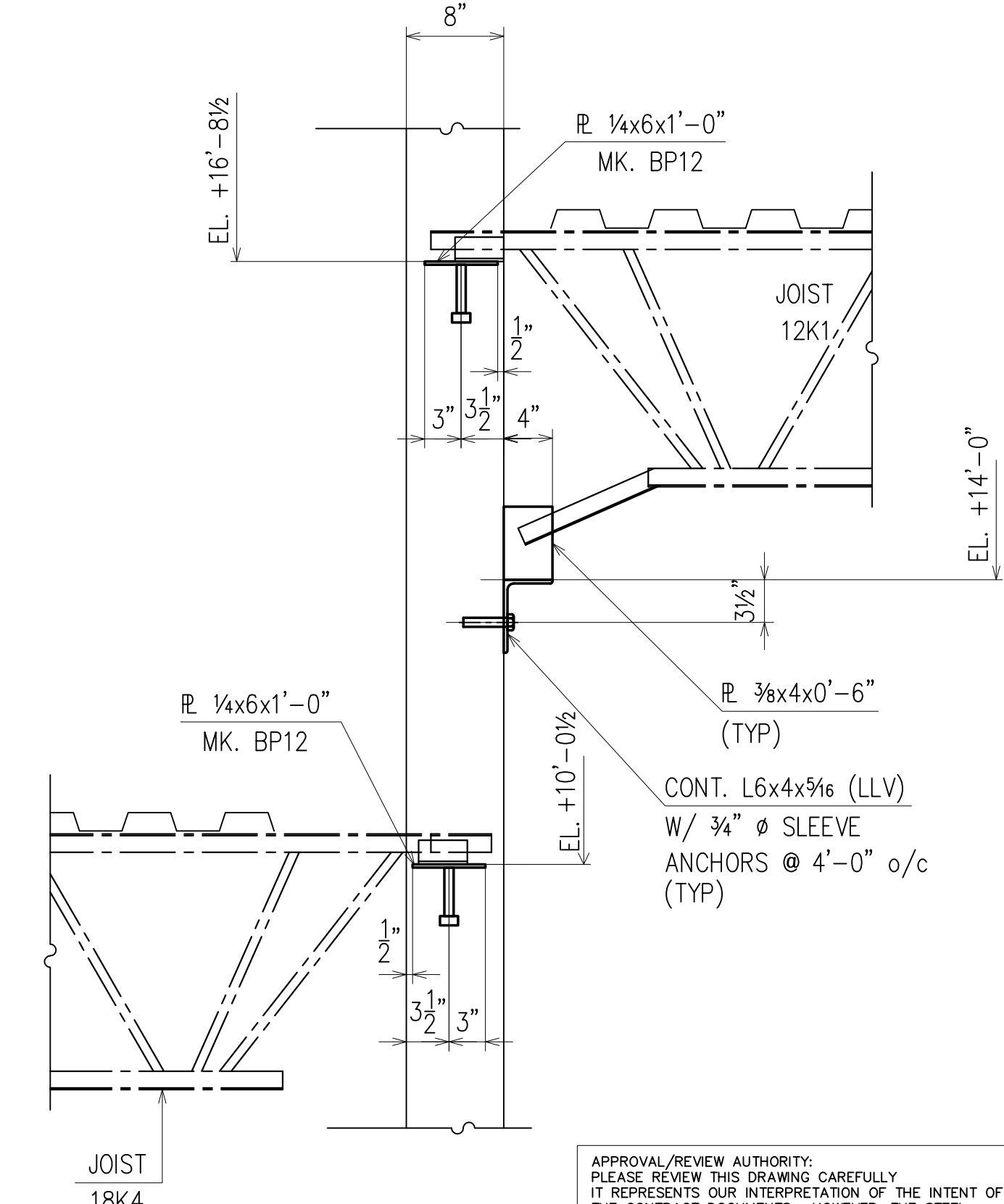
SECTION 5  
(RE : 12/S4.6)  
(E3) E25



SECTION 6  
(RE : 13/S4.2)  
(E3) E25



SECTION 7 7A  
(RE : 4.4A/S4.4)  
(E4) E25 E25

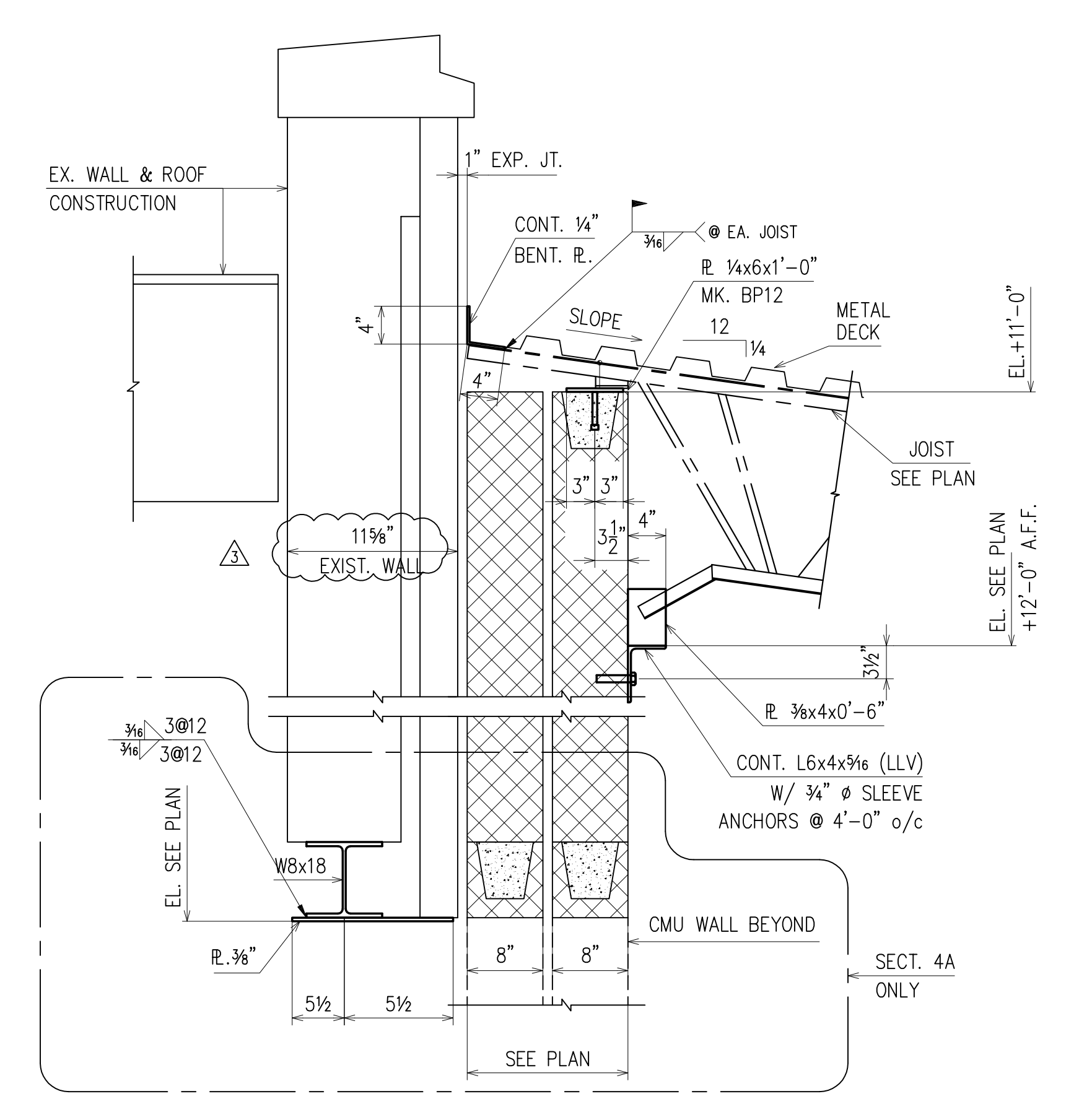
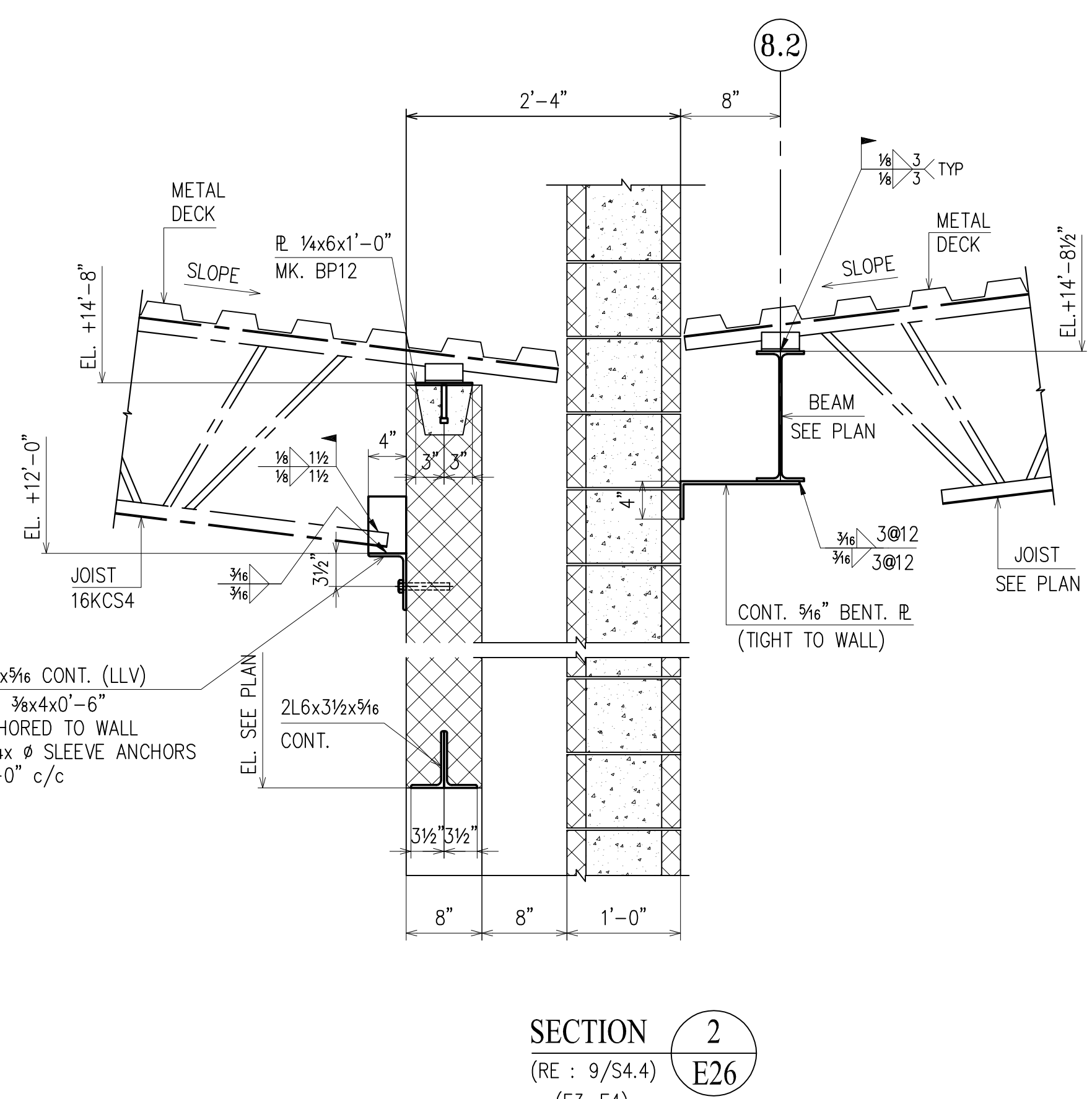
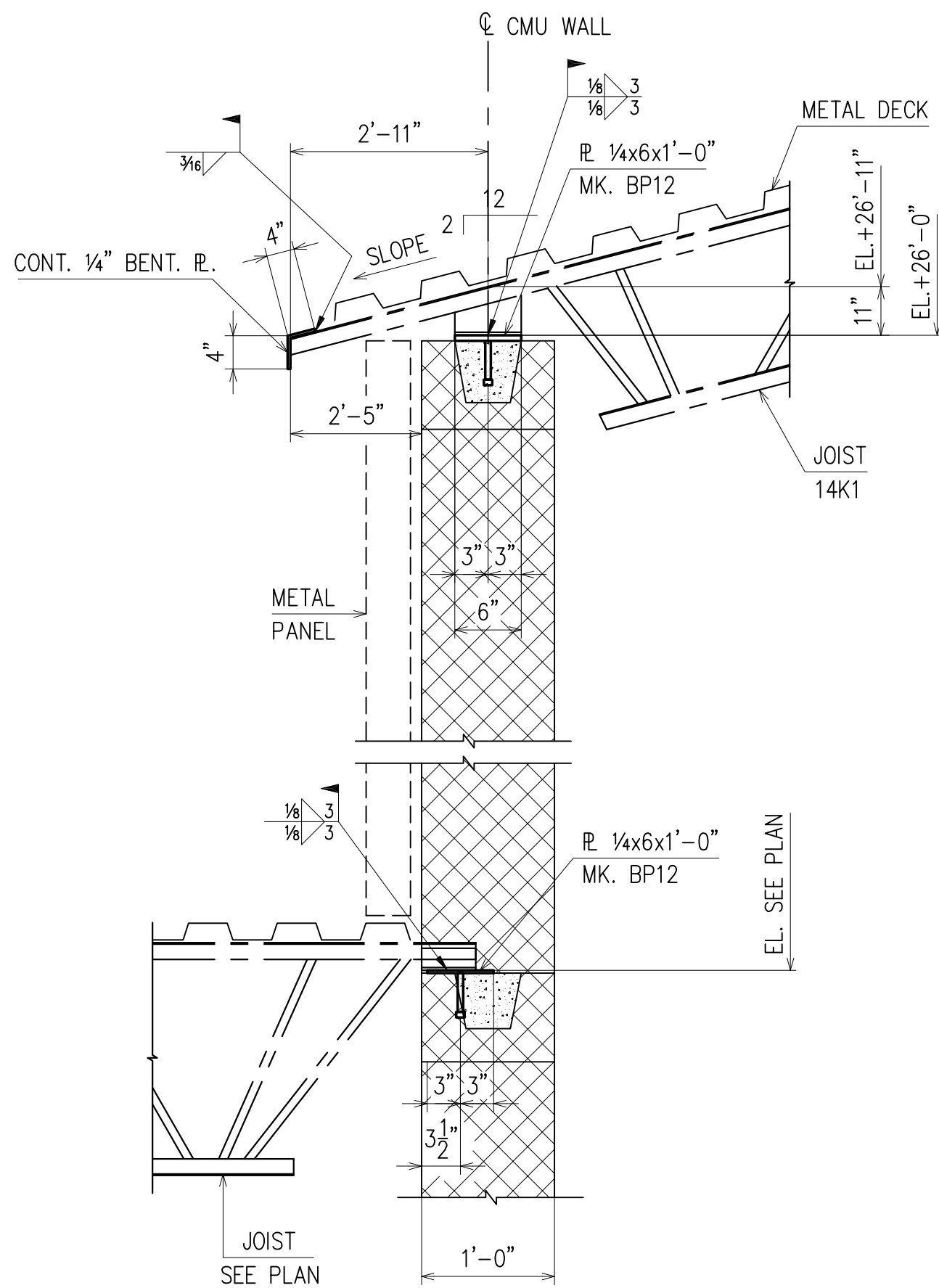


SECTION 8  
(E1) E25

APPROVAL/REVIEW AUTHORITY:  
PLEASE REVIEW THIS DRAWING CAREFULLY  
IT REPRESENTS OUR INTERPRETATION OF THE INTENT  
OF THE CONTRACT DOCUMENTS. HOWEVER, THE STEEL  
FABRICATOR AND THE STRUCTURAL STEEL DETAILER  
ASSUME NO RESPONSIBILITY FOR THE ACCURACY OF THE  
INFORMATION SHOWN ON THIS DRAWING. THIS IS THE  
RESPONSIBILITY OF THE BUYER.  
  
IT WILL BE ASSUMED THAT ALL INFORMATION SHOWN  
HEREIN HAS THE AFFIRMATION OF THE APPROVAL  
AUTHORITY UNLESS NOTED TO THE CONTRARY ON THIS  
DRAWING WHEN IT IS RETURNED FROM APPROVAL.  
  
SUBSEQUENT CHANGES TO INFORMATION SHOWN ON  
THESE DRAWINGS AFTER FIRST SUBMISSION WILL BE  
CONSIDERED AS CONTRACT CHANGES.  
  
ADOPTED BY THE NATIONAL INSTITUTE OF STEEL DETAILING 1977.

DRAWINGS PREPARED BY:  
DIVISION FIVE DETAILING INC.  
1770 Gallagher Drive  
Vineland, New Jersey 08360  
Phone: (856) 794-9474  
Fax: (856) 696-2027

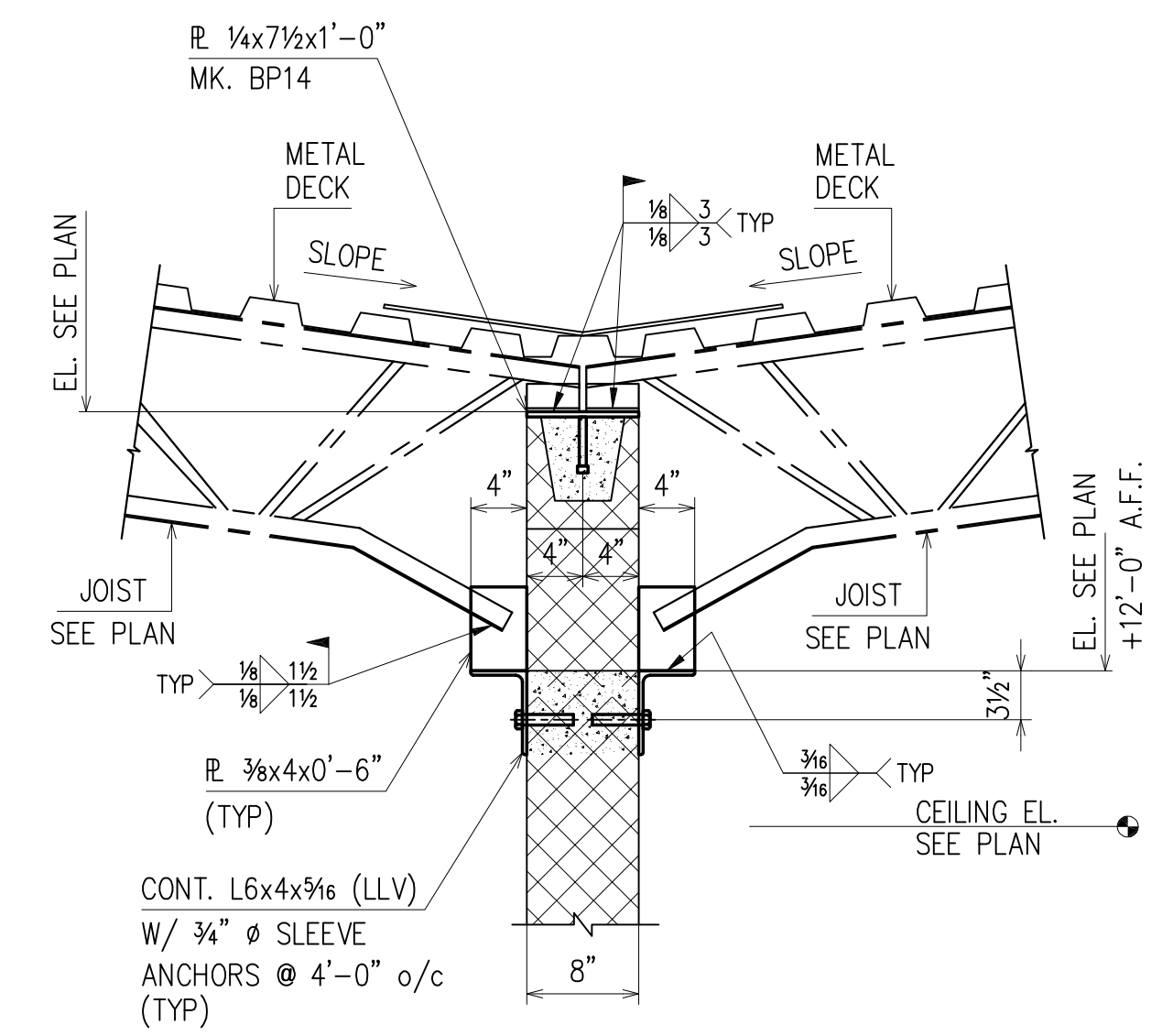
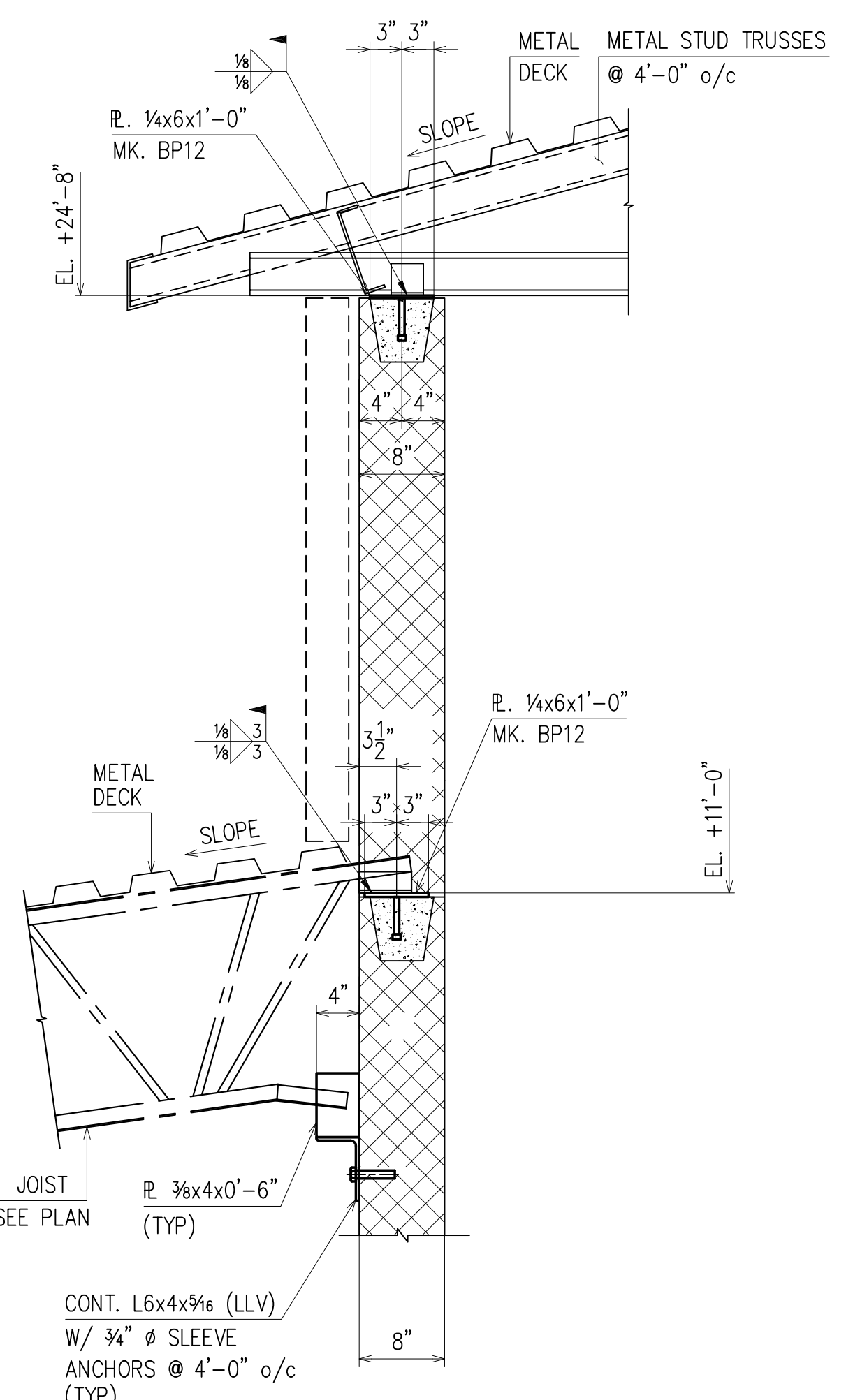
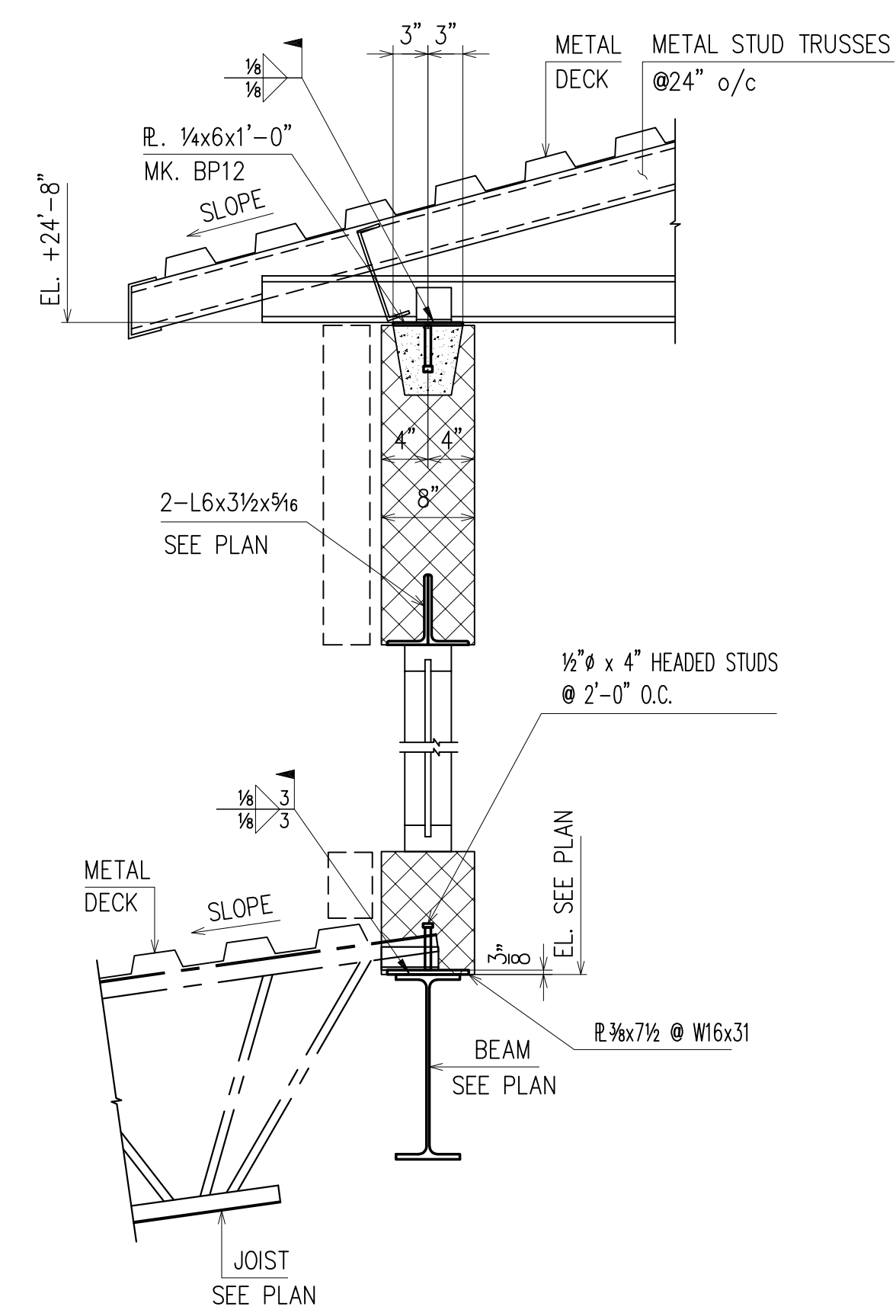
PAIN:					FOR FIELD
MATERIAL:	1/5	ADD PC. MARKS			4th APPVL
HOLES:	1/20/10	PER CHECK			3rd APPVL
ELECTRODES:	10/30	FOR APPROVAL			2nd APPVL
TOTAL WEIGHT	NO DATE	DESCRIPTION	NO DATE	DESCRIPTION	1st APPVL
SC	BC	BCSC	REVISIONS		DATE
CUSTOMER:					
CHERRY STEEL CORP.					
DRAFTER DS	PROJECT:	ATLANTIC COUNTY INSTITUTE OF TECHNOLOGY		CONTRACT NO.	
DATE 10/16/09	LOCATION:	MAYS LANDING, NJ		415	
CHECKED BCF	DWG TITLE:	SECTIONS		DWG NO.	E25
DATE 1/29/10					



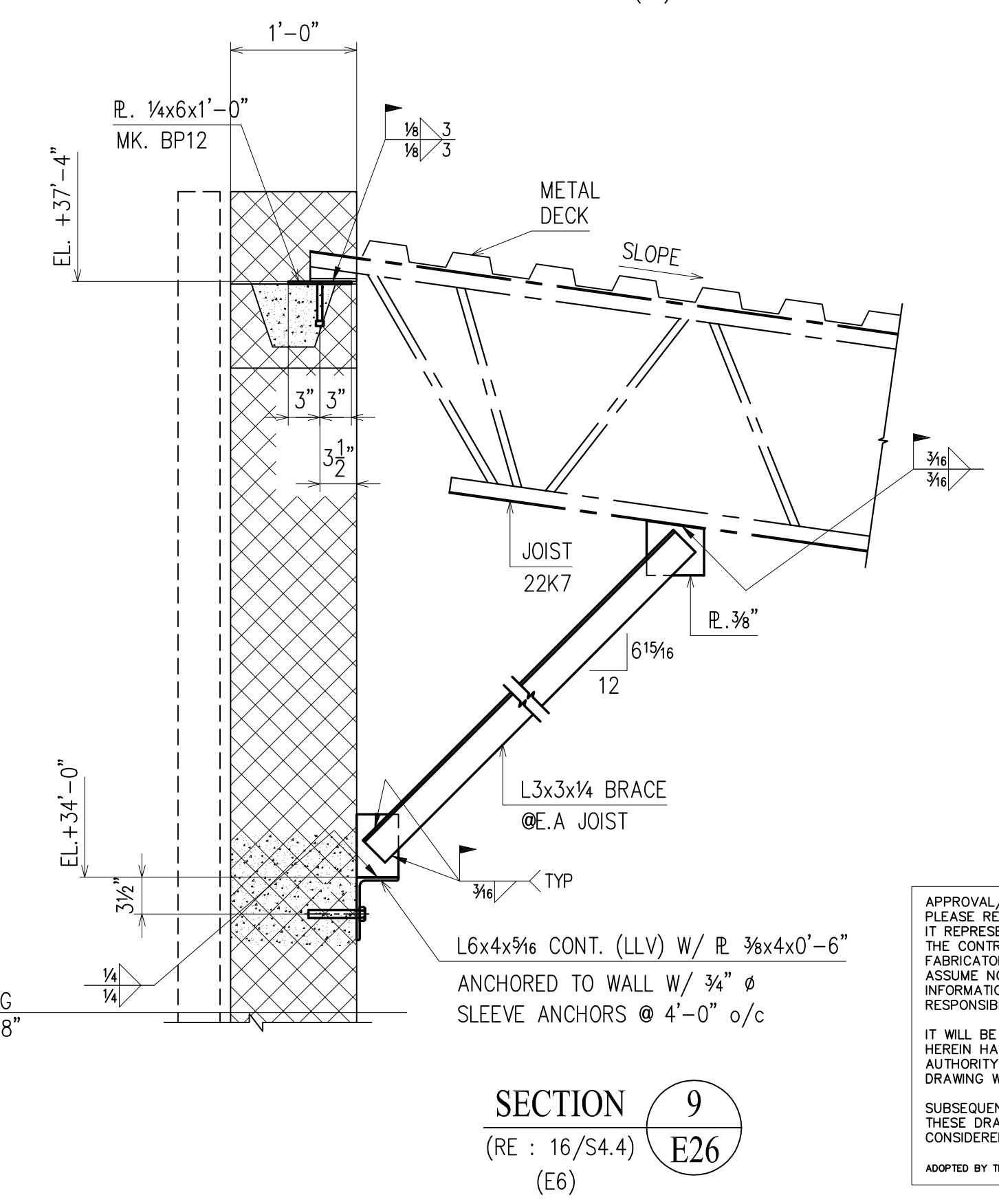
SECTION 1  
(RE: 8/S4.4)  
E26  
(E4, E7)

SECTION 2  
(RE: 9/S4.4)  
E26  
(E3, E4)

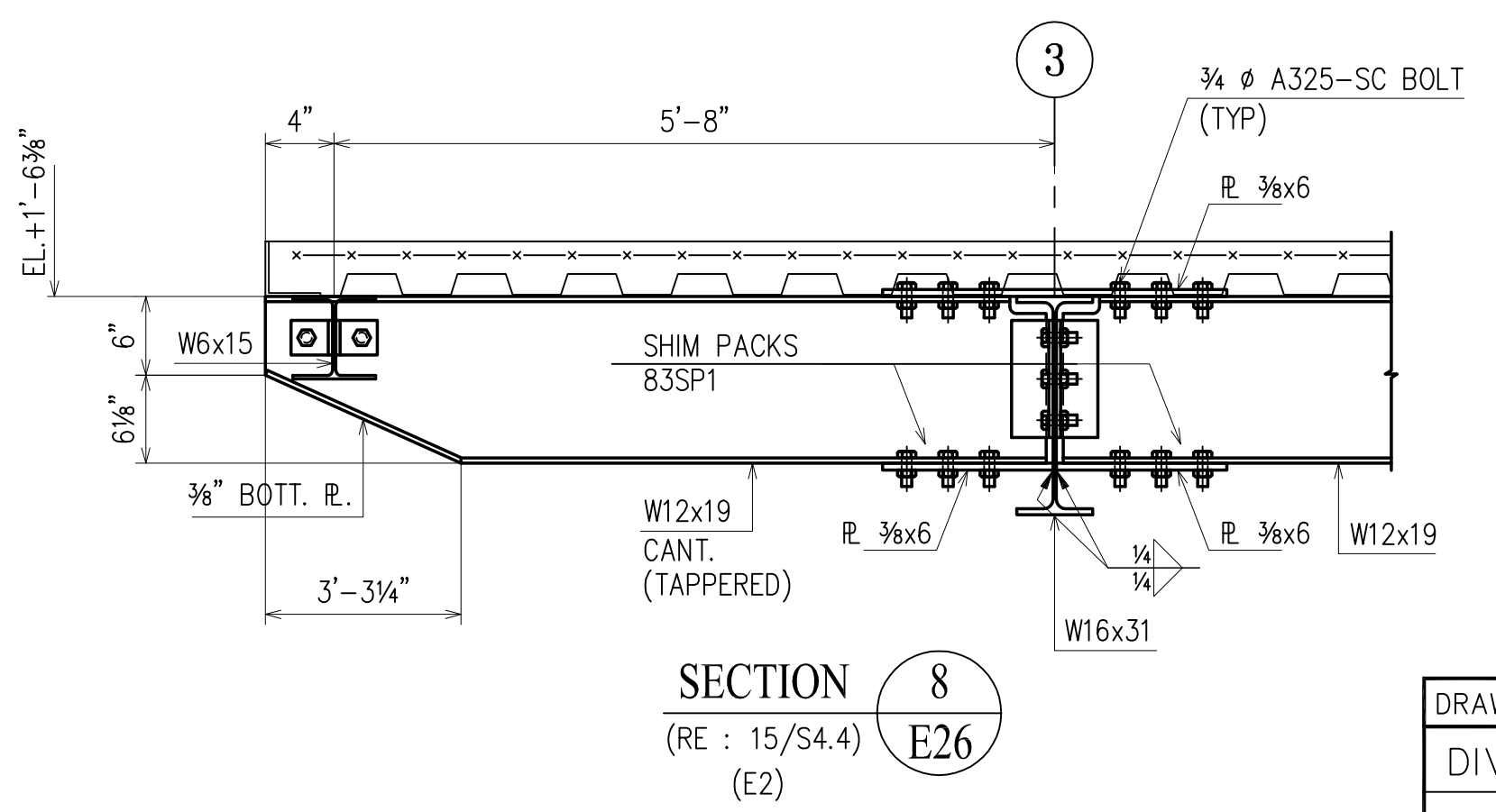
SECTION 4  
(RE: 11,11A/S4.4)  
E26  
(E1)



SECTION 7  
(RE: 14/S4.4)  
E26  
(E1, E3, E6)



SECTION 9  
(RE: 16/S4.4)  
E26  
(E6)



SECTION 8  
(RE: 15/S4.4)  
E26  
(E2)

APPROVAL/REVIEW AUTHORITY:  
PLEASE REVIEW THIS DRAWING CAREFULLY.  
IT REPRESENTS OUR INTERPRETATION OF THE INTENT OF THE CONTRACT DOCUMENTS. HOWEVER, THE STEEL FABRICATOR AND THE STRUCTURAL STEEL DETAILER ASSUME NO RESPONSIBILITY FOR THE ACCURACY OF THE INFORMATION SHOWN ON THIS DRAWING. THIS IS THE RESPONSIBILITY OF THE BUYER.  
IT WILL BE ASSUMED THAT ALL INFORMATION SHOWN HEREIN HAS THE AFFIRMATION OF THE APPROVAL AUTHORITY UNLESS NOTED TO THE CONTRARY ON THIS DRAWING WHEN IT IS RETURNED FROM APPROVAL.  
SUBSEQUENT CHANGES TO INFORMATION SHOWN ON THESE DRAWINGS AFTER FIRST SUBMISSION WILL BE CONSIDERED AS CONTRACT CHANGES.  
ADOPTED BY THE NATIONAL INSTITUTE OF STEEL DETAILING 1977.

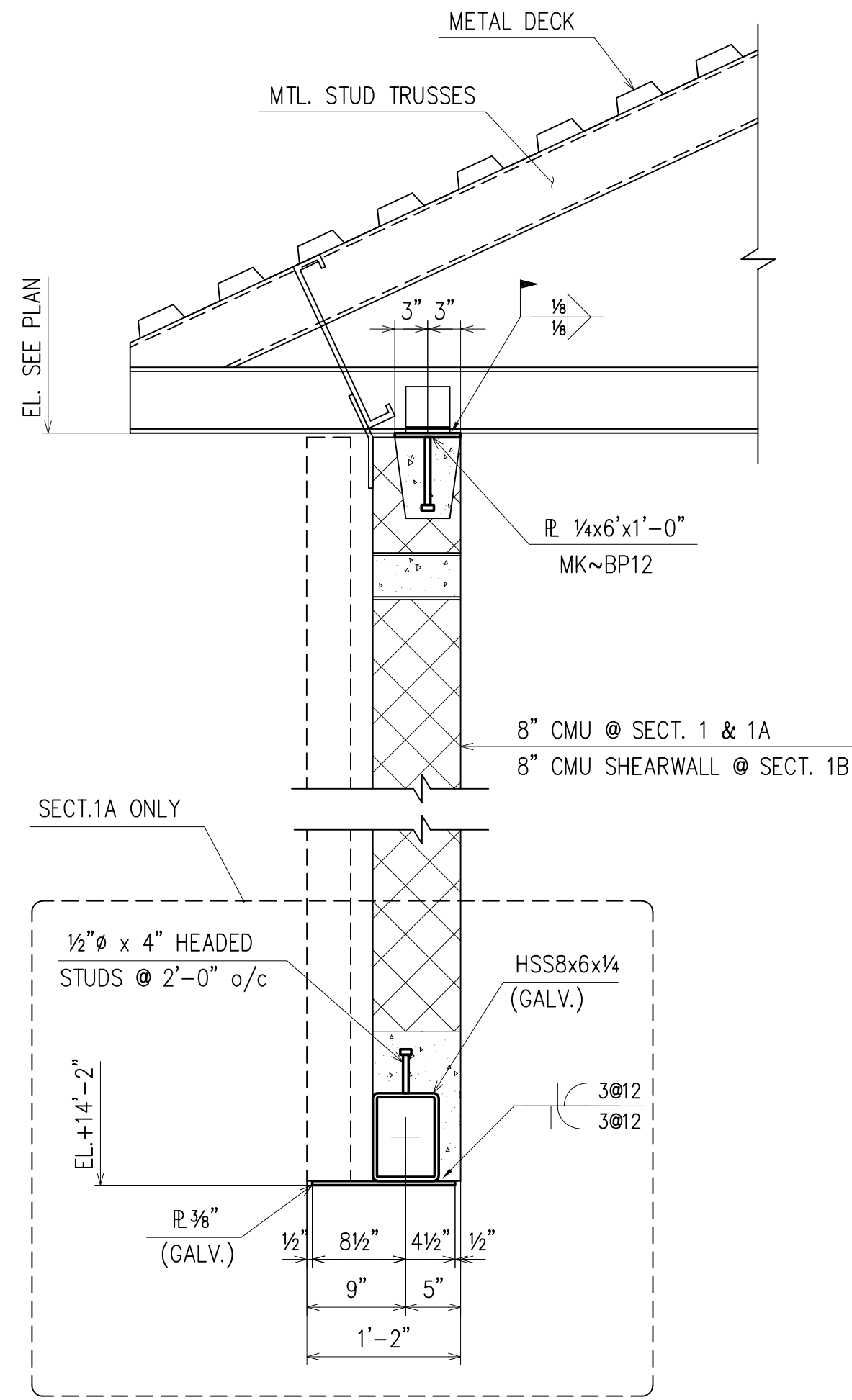
DRAWINGS PREPARED BY:  
DIVISION FIVE DETAILING INC.  
1770 Gallagher Drive  
Vineland, New Jersey 08360  
Phone: (856) 794-9474  
Fax: (856) 696-2027

SC	BC	BCSC	NO DATE	DESCRIPTION	NO DATE	DESCRIPTION	DATE	ISSUE
			5/20	PER FIELD INFO.				FOR FIELD
			4/15	ADD P.C. MARKS				4th APPVL
			1/28/10	PER CHECK				3rd APPVL
			10/30	FOR APPROVAL				2nd APPVL
								1st APPVL

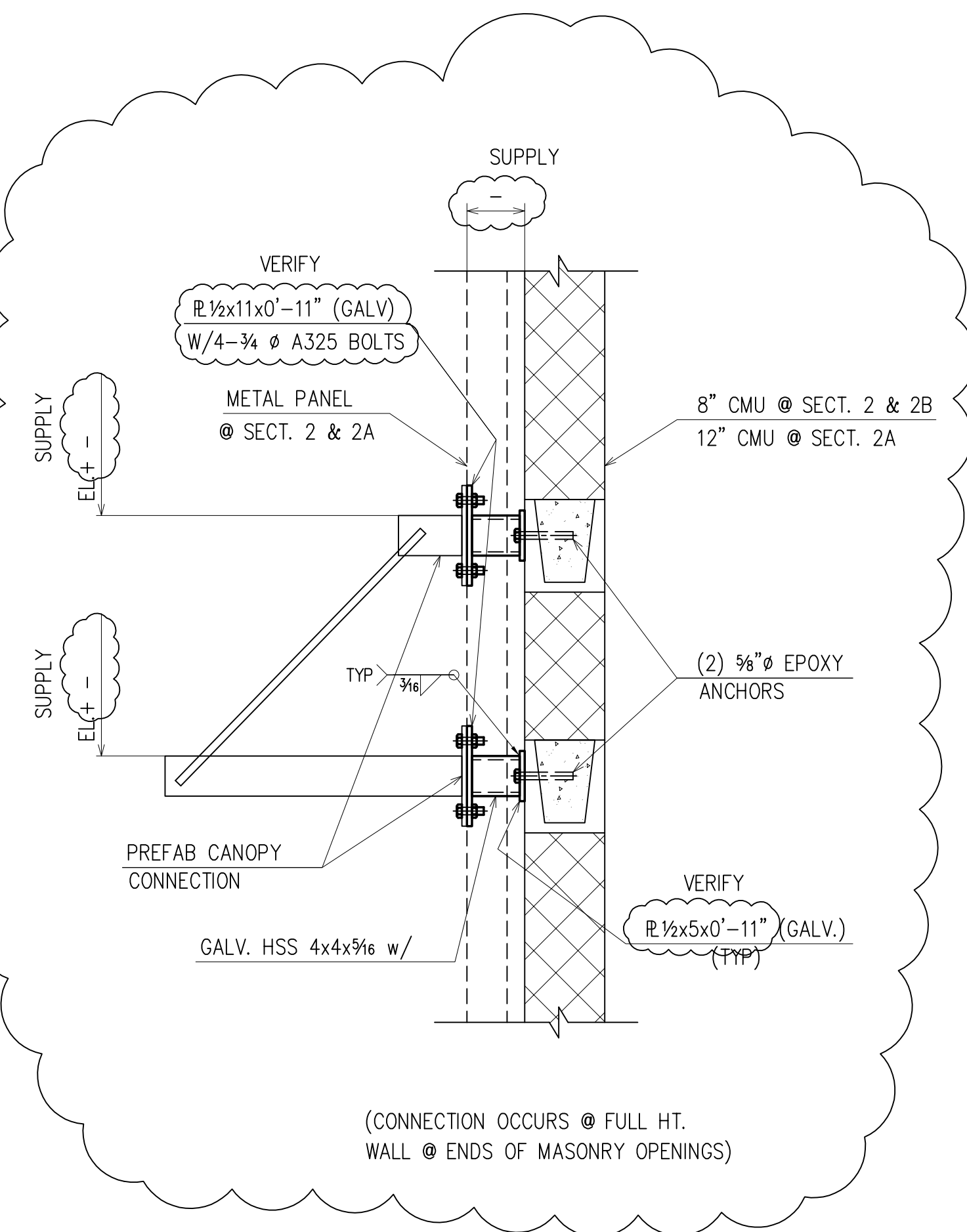
CUSTOMER: CHERRY STEEL CORP.

DRAFTER D5	PROJECT: ATLANTIC COUNTY INSTITUTE OF TECHNOLOGY	CONTRACT NO.
DATE 10/01/09	LOCATION: MAYS LANDING, NJ	415
CHECKED BCF	DWG TITLE: SECTIONS	DWG NO.
DATE 1/29/10		E26

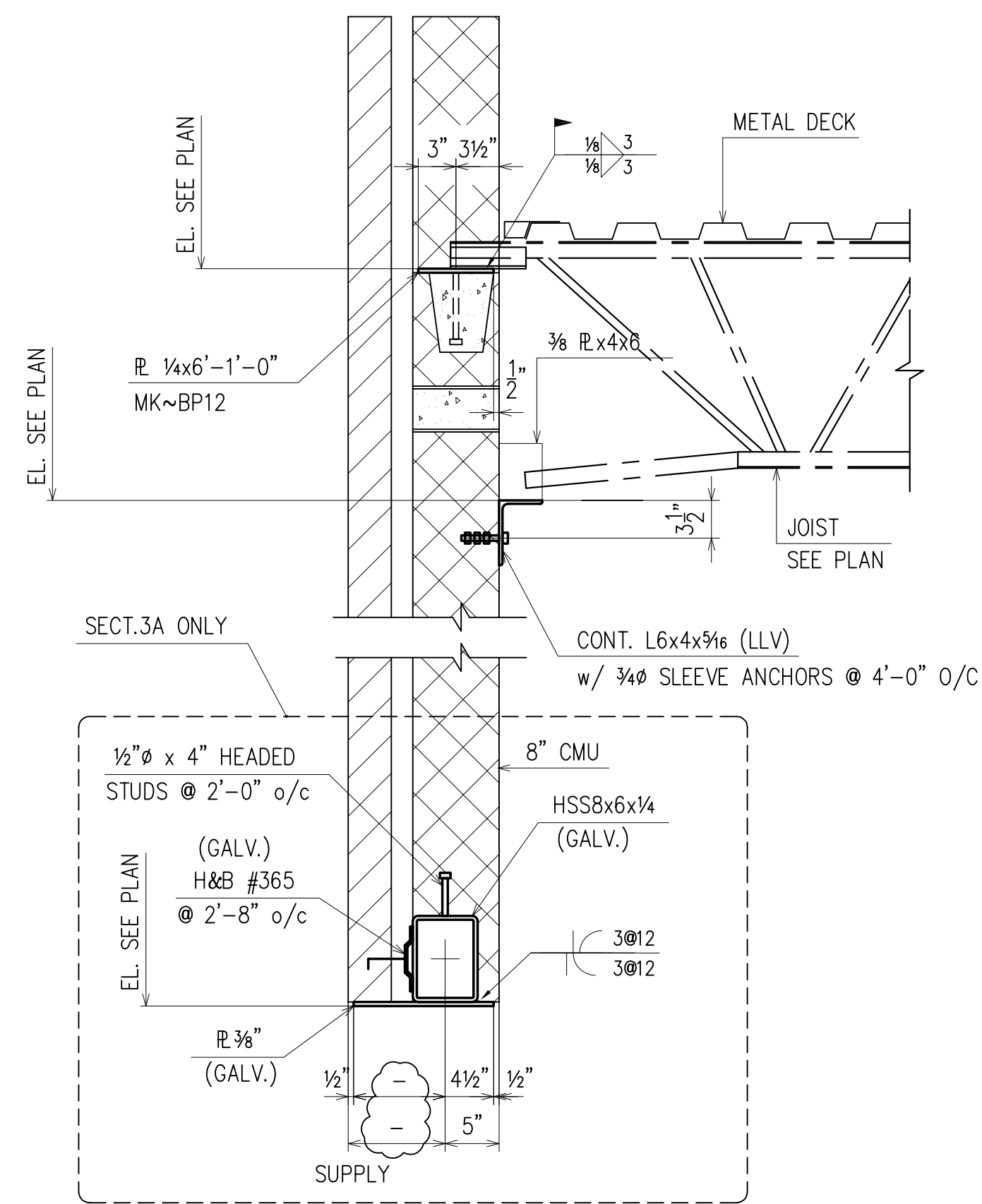
BY CANOPY MANUF.



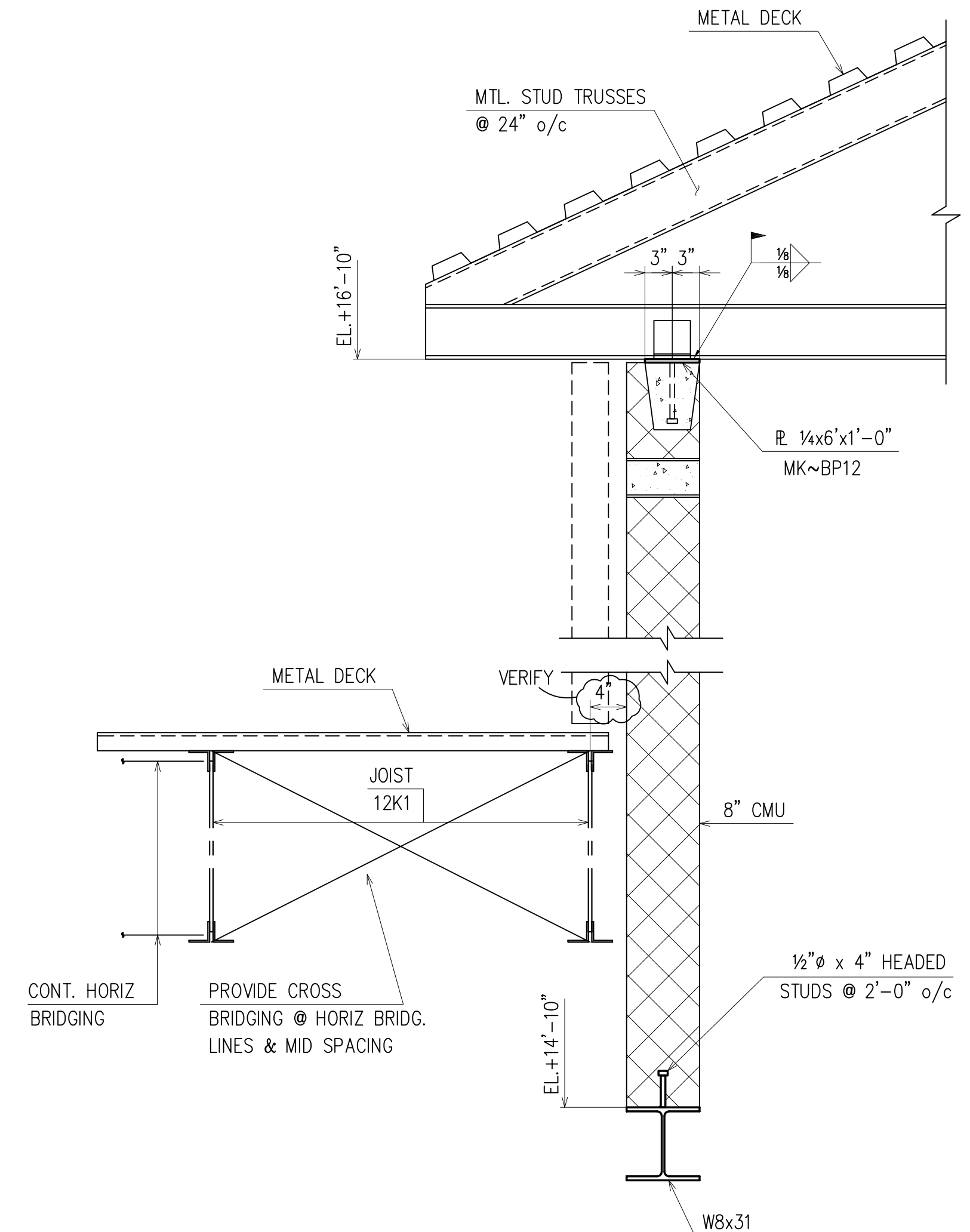
SECTION 1  
(RE : 1,1A,1B /S4.3)  
(E5, E8)



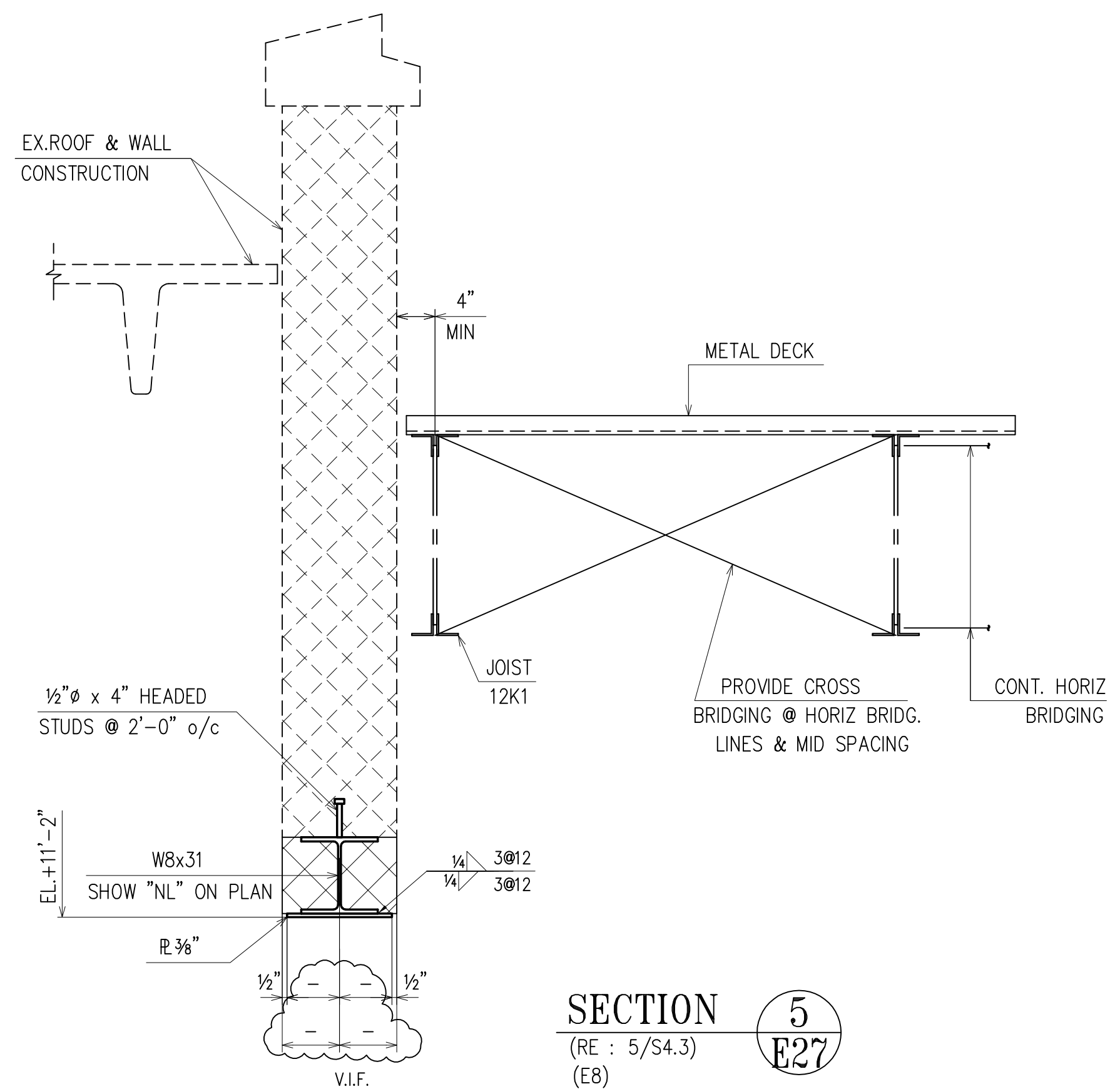
SECTION 2  
(RE : 2,2A,2B /S4.3)  
(E1, E3, E4, E8)



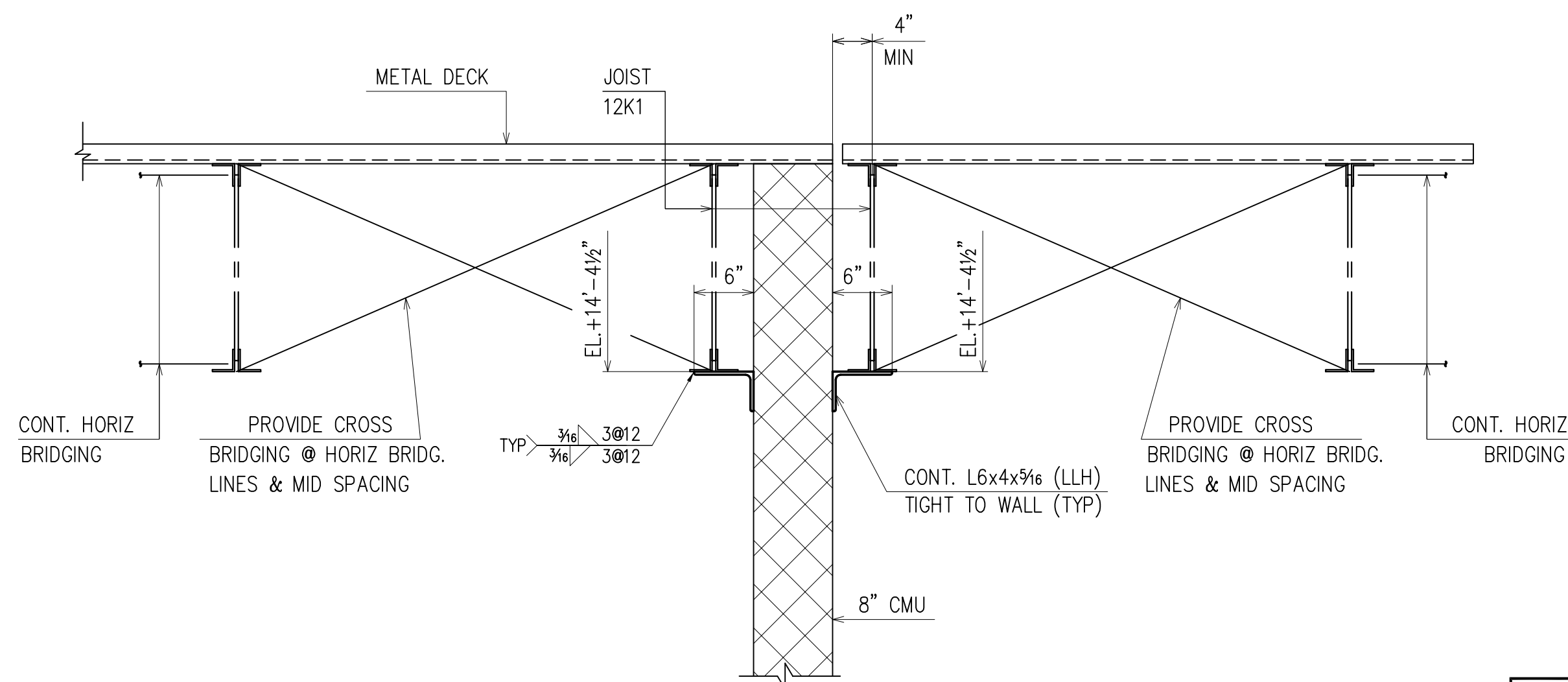
SECTION 3  
(RE : 3,3A,3B /S4.3)  
(E6)



SECTION 4  
(RE : 4/S4.3)  
(E8)



SECTION 5  
(RE : 5/S4.3)  
(E8)

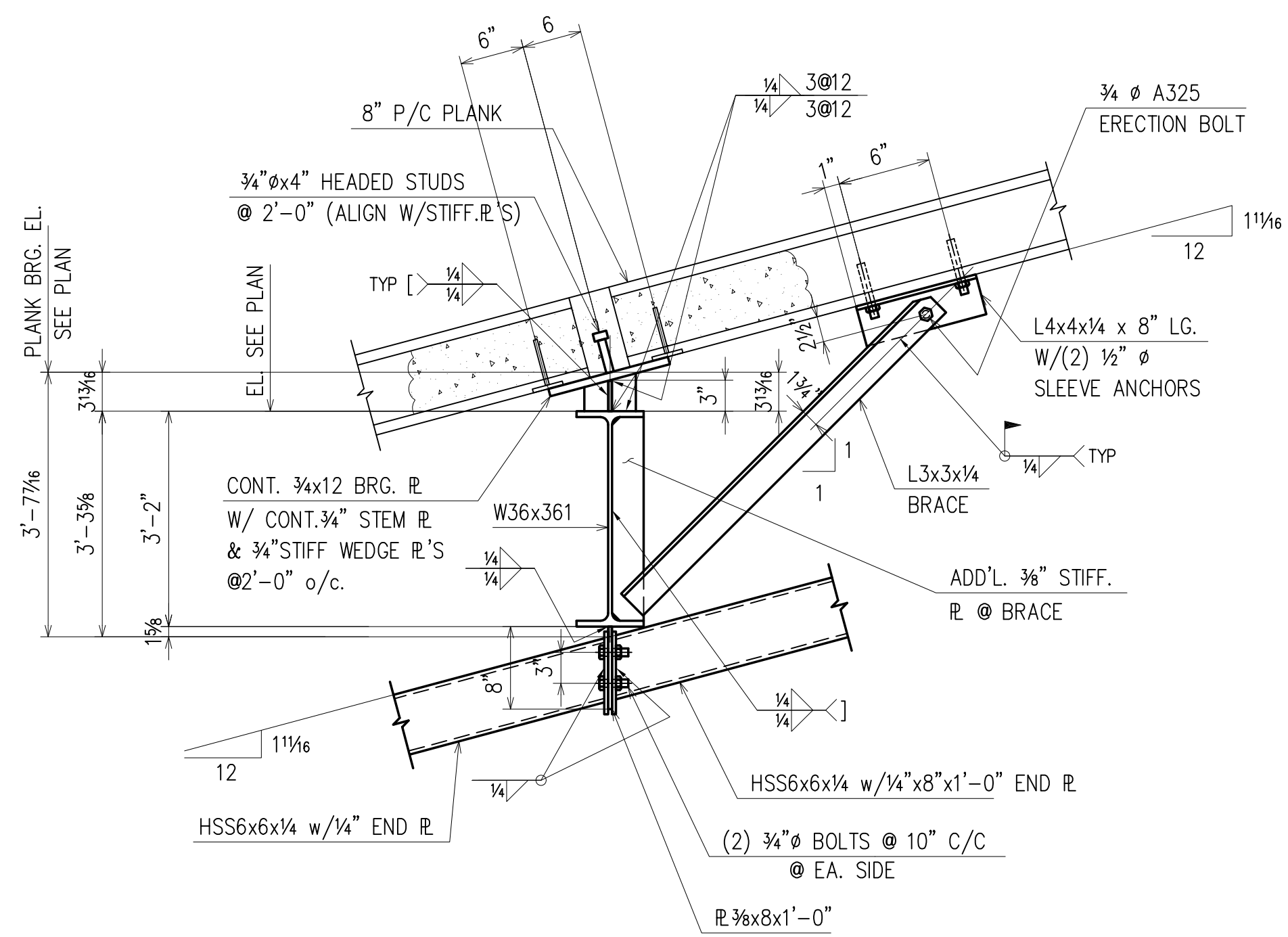


SECTION 6  
(RE : 6/S4.3)  
(E8)

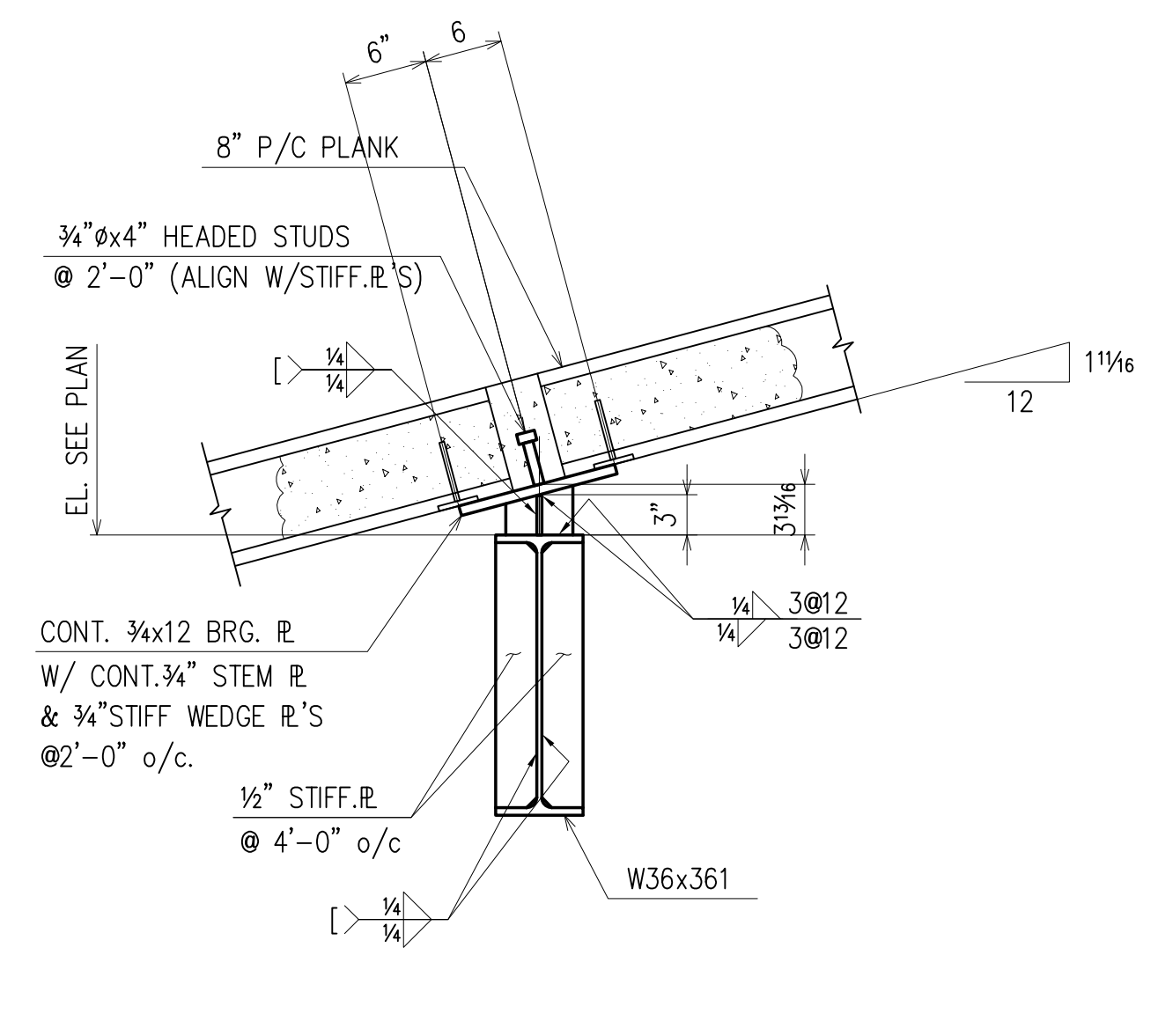
APPROVAL/REVIEW AUTHORITY:  
PLEASE REVIEW THIS DRAWING CAREFULLY. IT REPRESENTS OUR INTERPRETATION OF THE INTENT OF THE CONTRACT DOCUMENTS. HOWEVER, THE STEEL FABRICATOR AND THE STRUCTURAL STEEL DETAILER ASSUME NO RESPONSIBILITY FOR THE ACCURACY OF THE INFORMATION SHOWN ON THIS DRAWING. THIS IS THE RESPONSIBILITY OF THE BUYER.  
IT WILL BE ASSUMED THAT ALL INFORMATION SHOWN HEREIN HAS THE AFFIRMATION OF THE APPROVAL AUTHORITY UNLESS NOTED TO THE CONTRARY ON THIS DRAWING WHEN IT IS RETURNED FROM APPROVAL.  
SUBSEQUENT CHANGES TO INFORMATION SHOWN ON THESE DRAWINGS AFTER FIRST SUBMISSION WILL BE CONSIDERED AS CONTRACT CHANGES.  
ADOPTED BY THE NATIONAL INSTITUTE OF STEEL DETAILING 1977.

DRAWINGS PREPARED BY:  
DIVISION FIVE DETAILING INC.  
1770 Gallagher Drive  
Vineland, New Jersey 08360  
Phone: (856) 794-9474  
Fax: (856) 696-2027

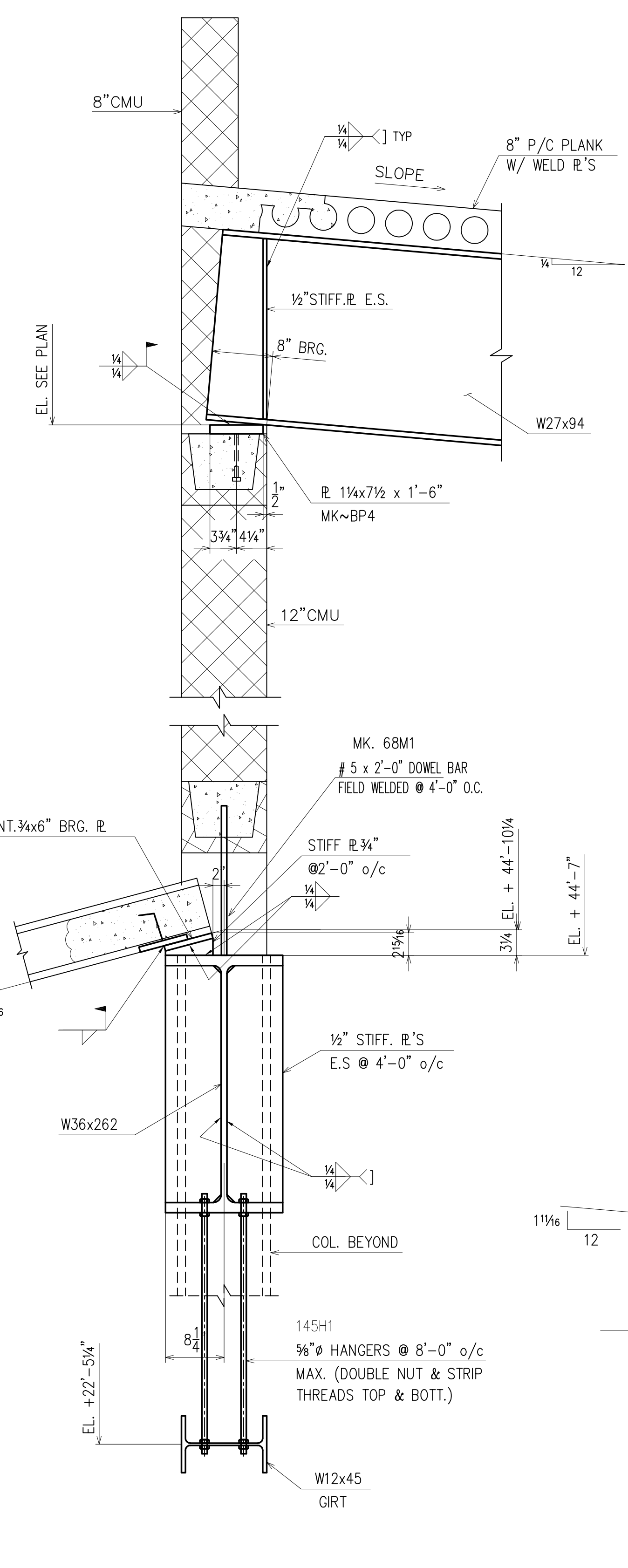
PAIN:						FOR FIELD	
MATERIAL:						4th APPVL	
HOLES:		1/29/10	PER APPVL			3rd APPVL	
ELECTRODES:		10/30	FOR APPROVAL			2nd APPVL	
TOTAL WEIGHT		NO DATE	DESCRIPTION	NO DATE	DESCRIPTION	1st APPVL	
SC	BC	BCSC	REVISIONS			DATE	ISSUE
CUSTOMER: CHERRY STEEL CORP.							
DRAFTER	D5	PROJECT:	ATLANTIC COUNTY INSTITUTE OF TECHNOLOGY			CONTRACT NO	
DATE	9/29/09	LOCATION:	MAYS LANDING, NJ			415	
CHECKED		DWG TITLE:	SECTIONS			DWG NO	
DATE						E27	



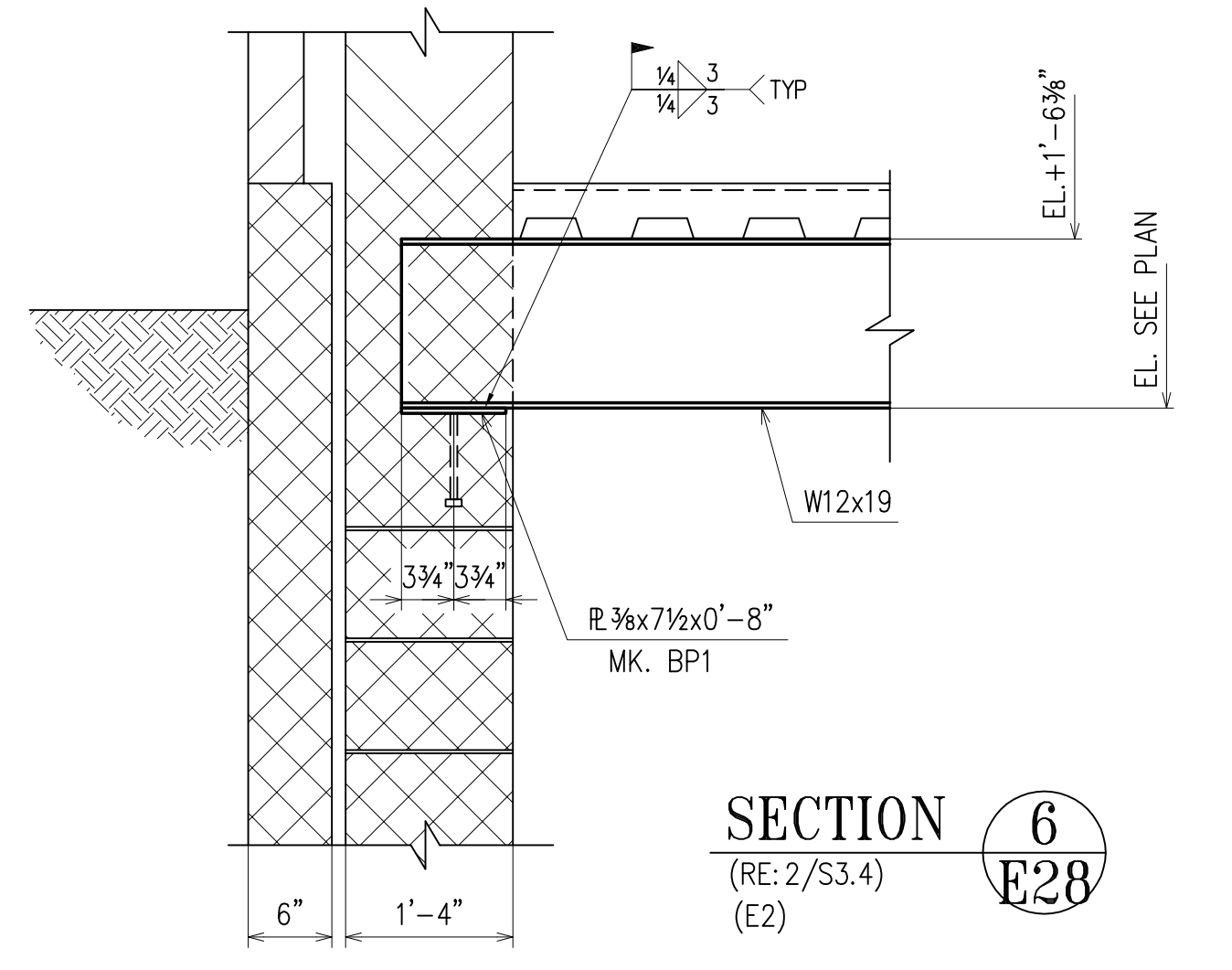
**SECTION 1**  
(RE : 8/S4.3)  
(E6)



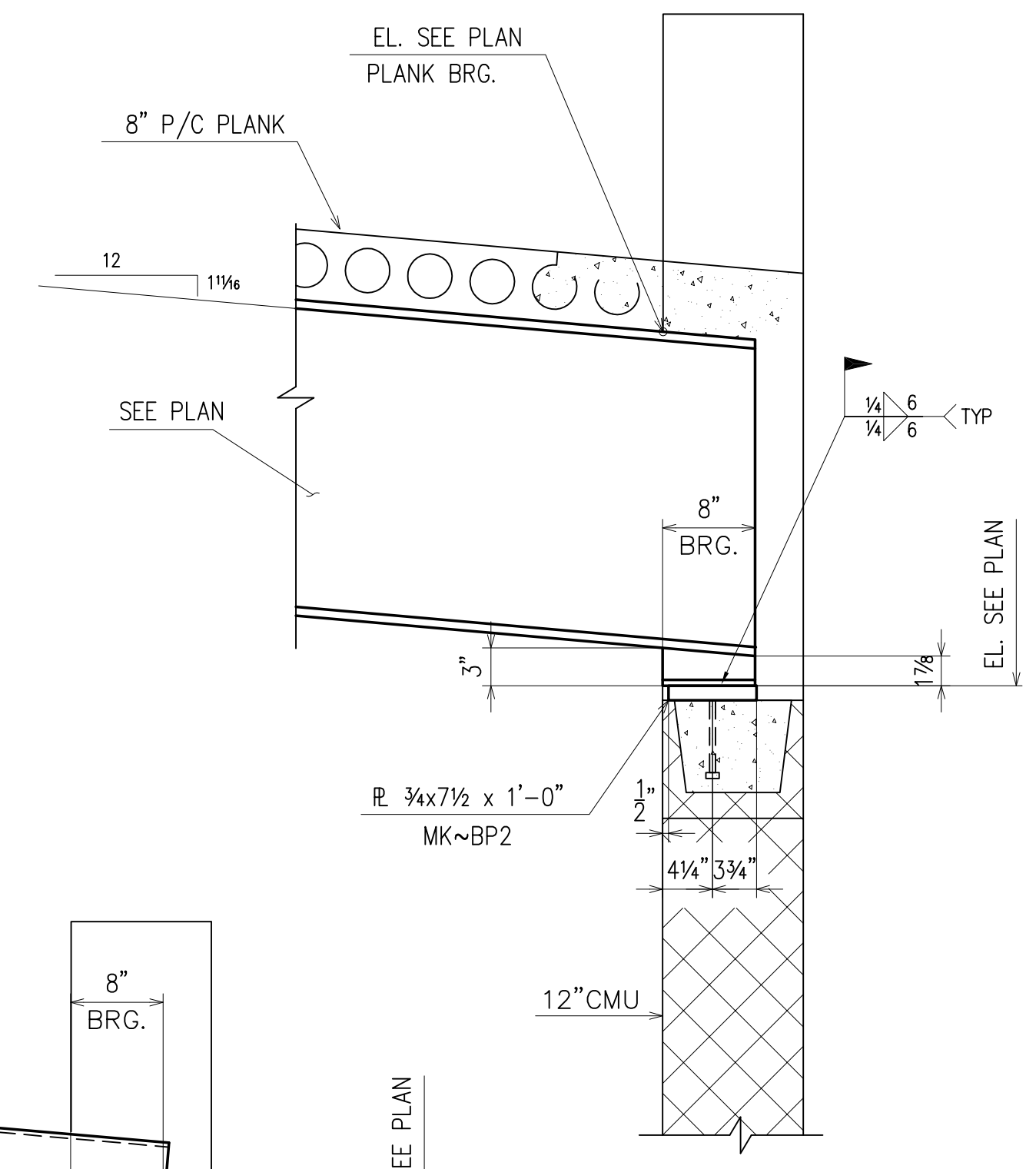
**SECTION 2**  
(RE : 9/S4.3)  
(E6)



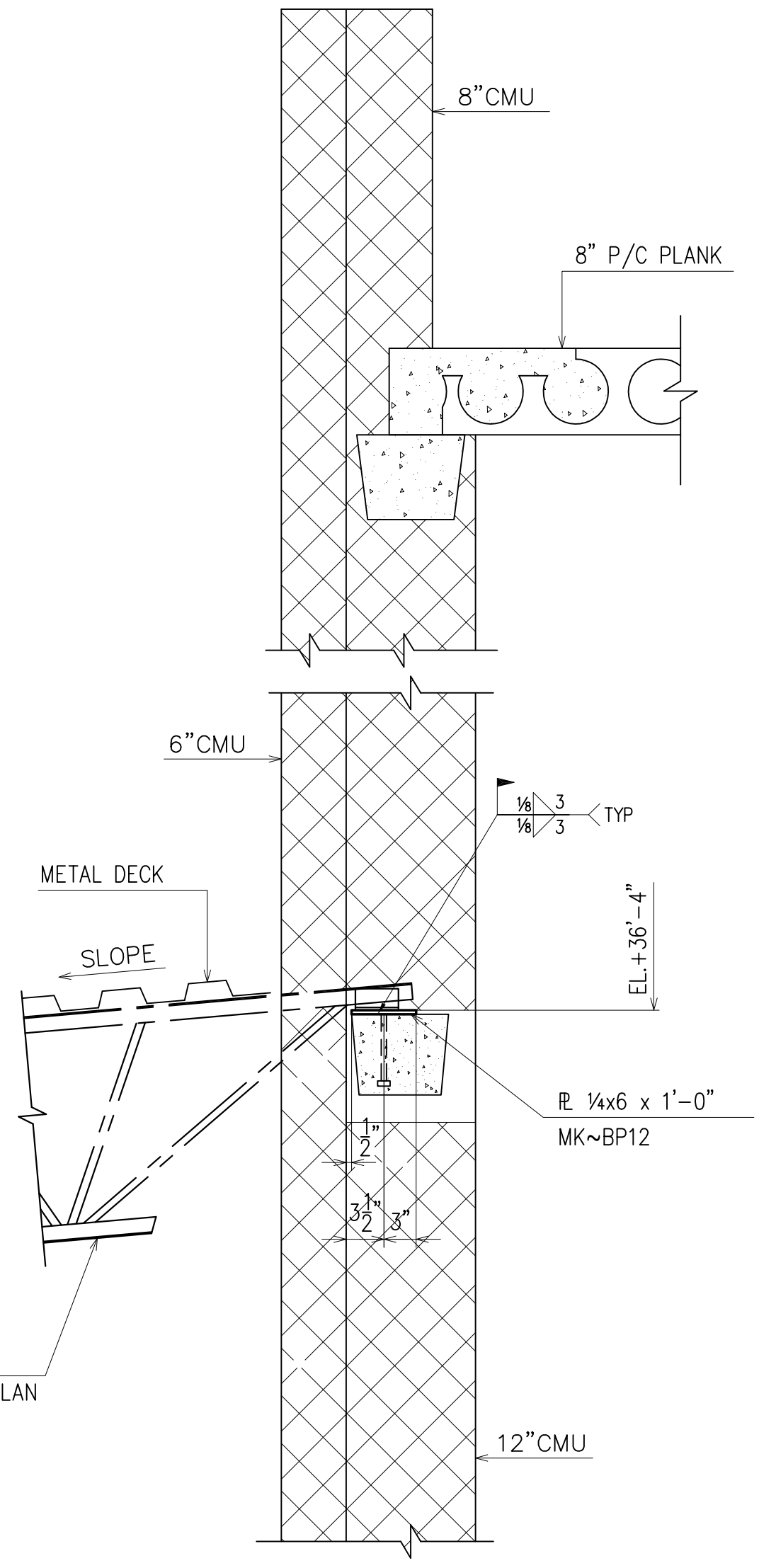
**SECTION 3**  
(RE : 10/S4.3)  
(E6)



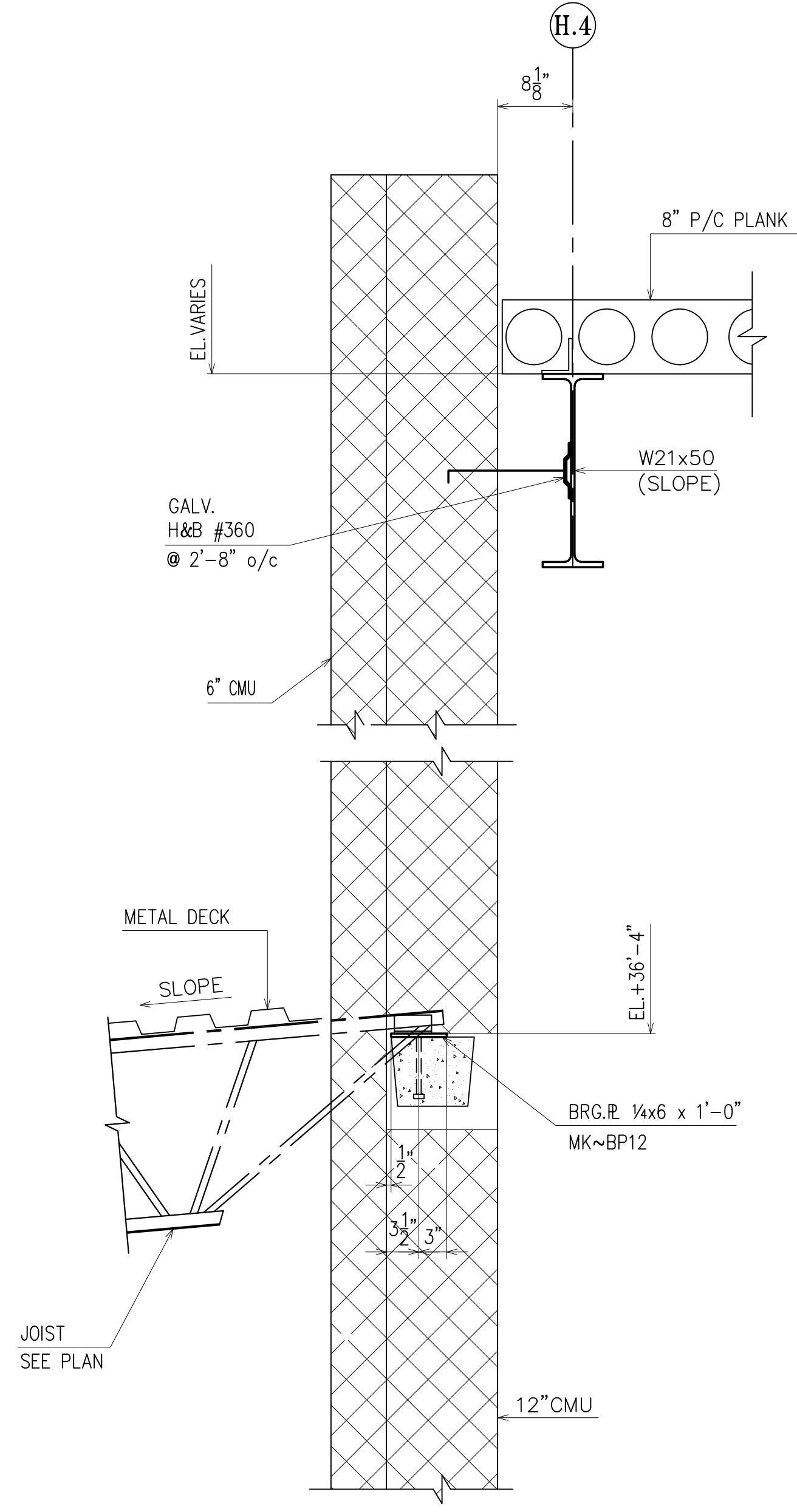
**SECTION 6**  
(RE: 2/S3.4)  
(E2)



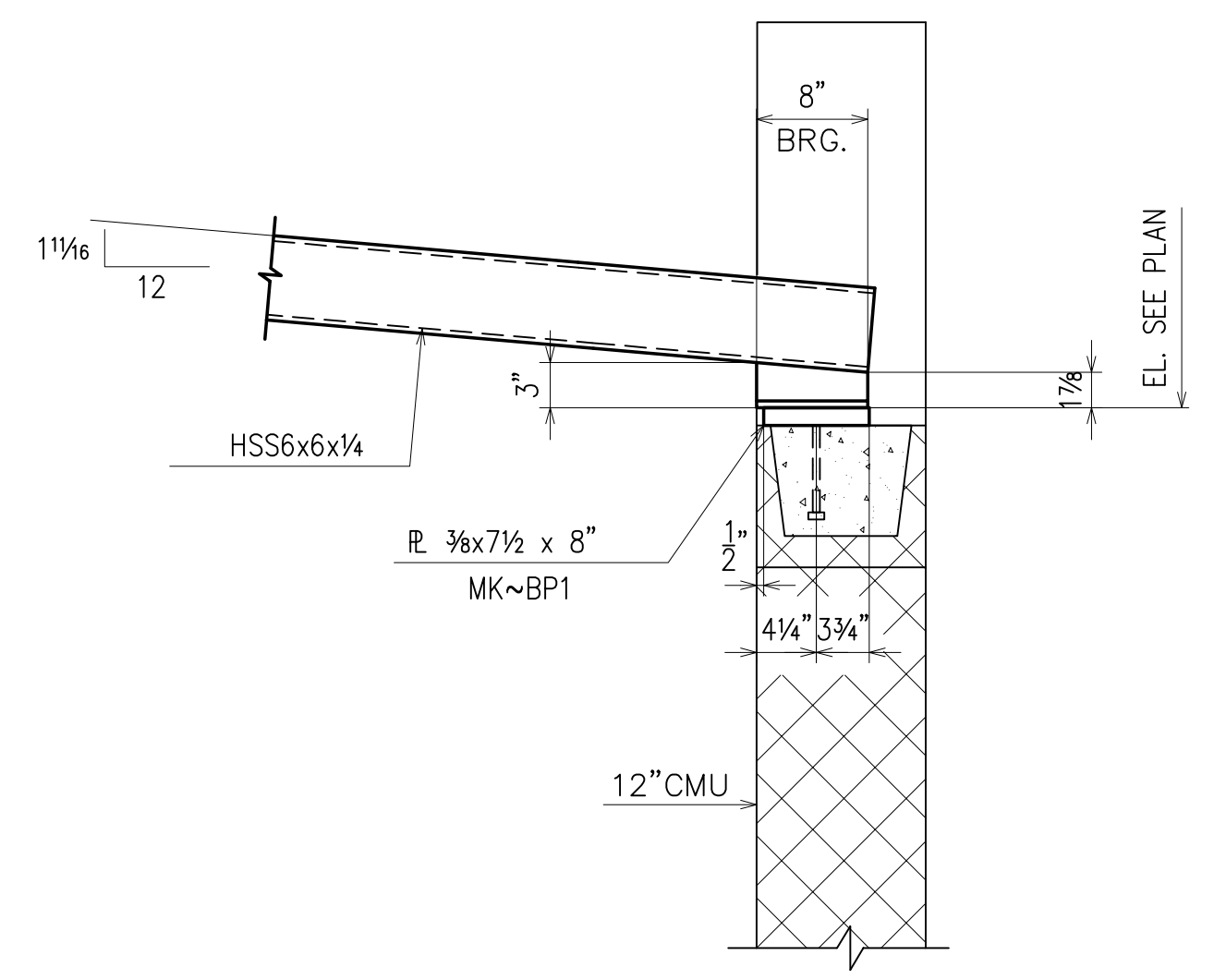
**SECTION 7**  
(E6)



**SECTION 4**  
(RE : 12/S4.3)  
(E6)



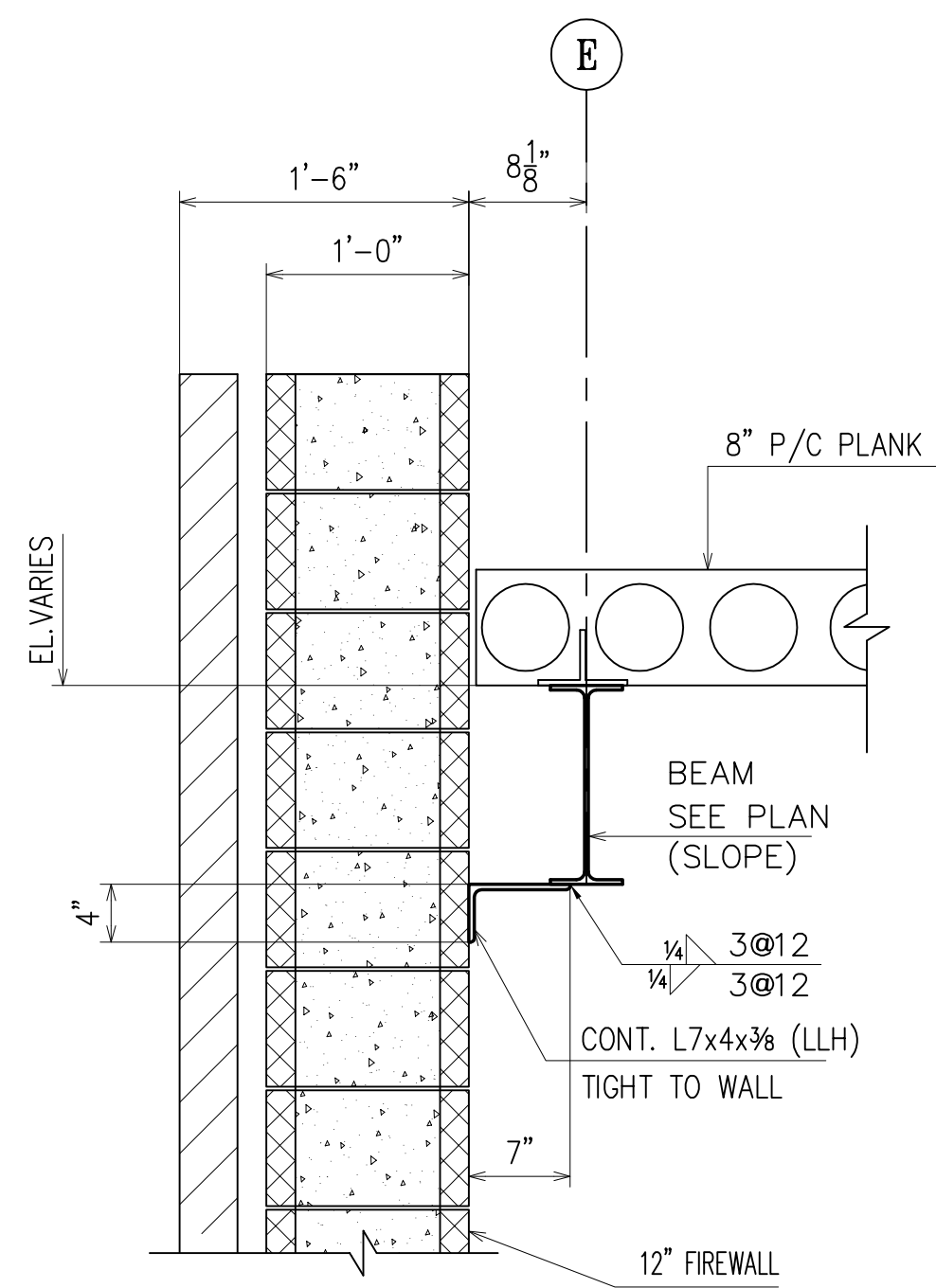
**SECTION 5**  
(RE : 13/S4.3)  
(E6)



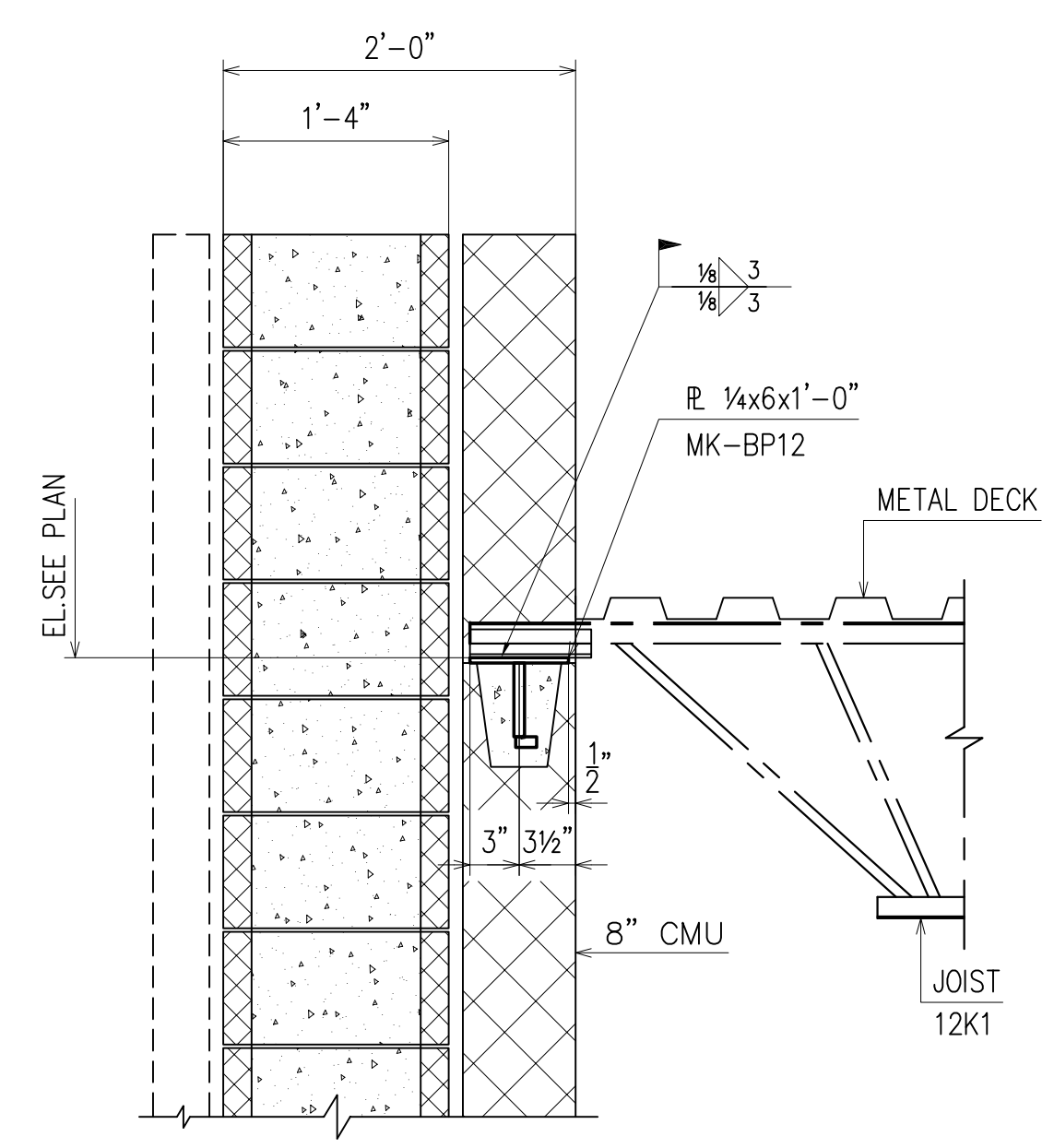
**SECTION 8**  
(E6)

DRAWINGS PREPARED BY:  
DIVISION FIVE DETAILING INC.  
1770 Gallagher Drive  
Vineland, New Jersey 08360  
Phone: (856) 794-9474  
Fax: (856) 696-2027

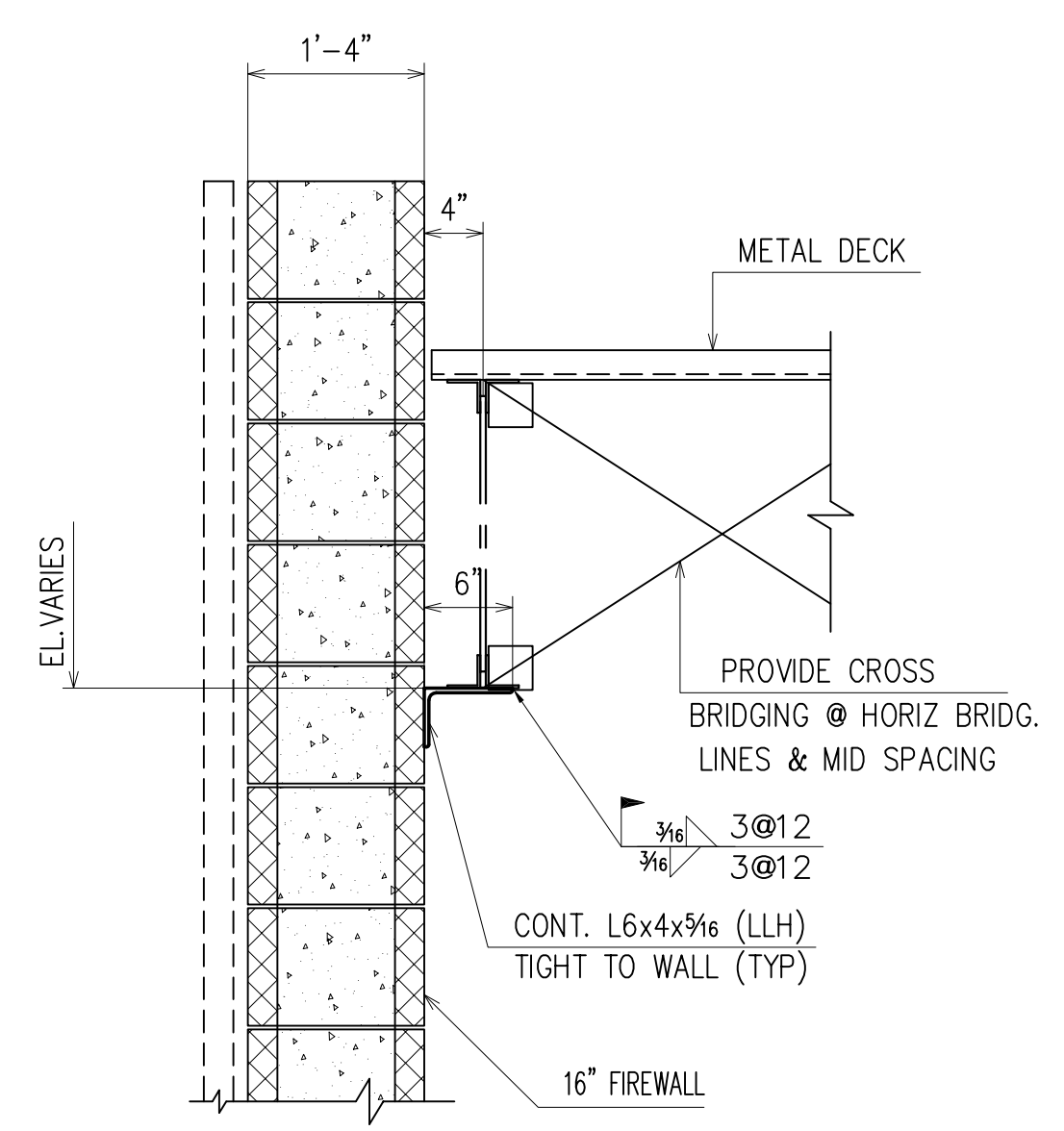
PAIN:	4/15	ADD PC. MARKS			FOR FIELD
MATERIAL:	2/12	PER CHECK			4th APPVL
HOLES:	1/29/10	PER CHECK			3rd APPVL
ELECTRODES:	10/30	FOR APPROVAL			2nd APPVL
TOTAL WEIGHT	NO DATE	DESCRIPTION	NO DATE	DESCRIPTION	1st APPVL
SC	BC	BCSC		REVISIONS	DATE
CUSTOMER: <b>CHERRY STEEL CORP.</b>					
DRAFTER	D5	PROJECT: ATLANTIC COUNTY INSTITUTE OF TECHNOLOGY			CONTRACT NO.
DATE	10/1/09	LOCATION: MAYS LANDING, NJ			415
CHECKED	BCF	DWG TITLE: SECTIONS			DWG NO.
DATE	1/29/10				E28



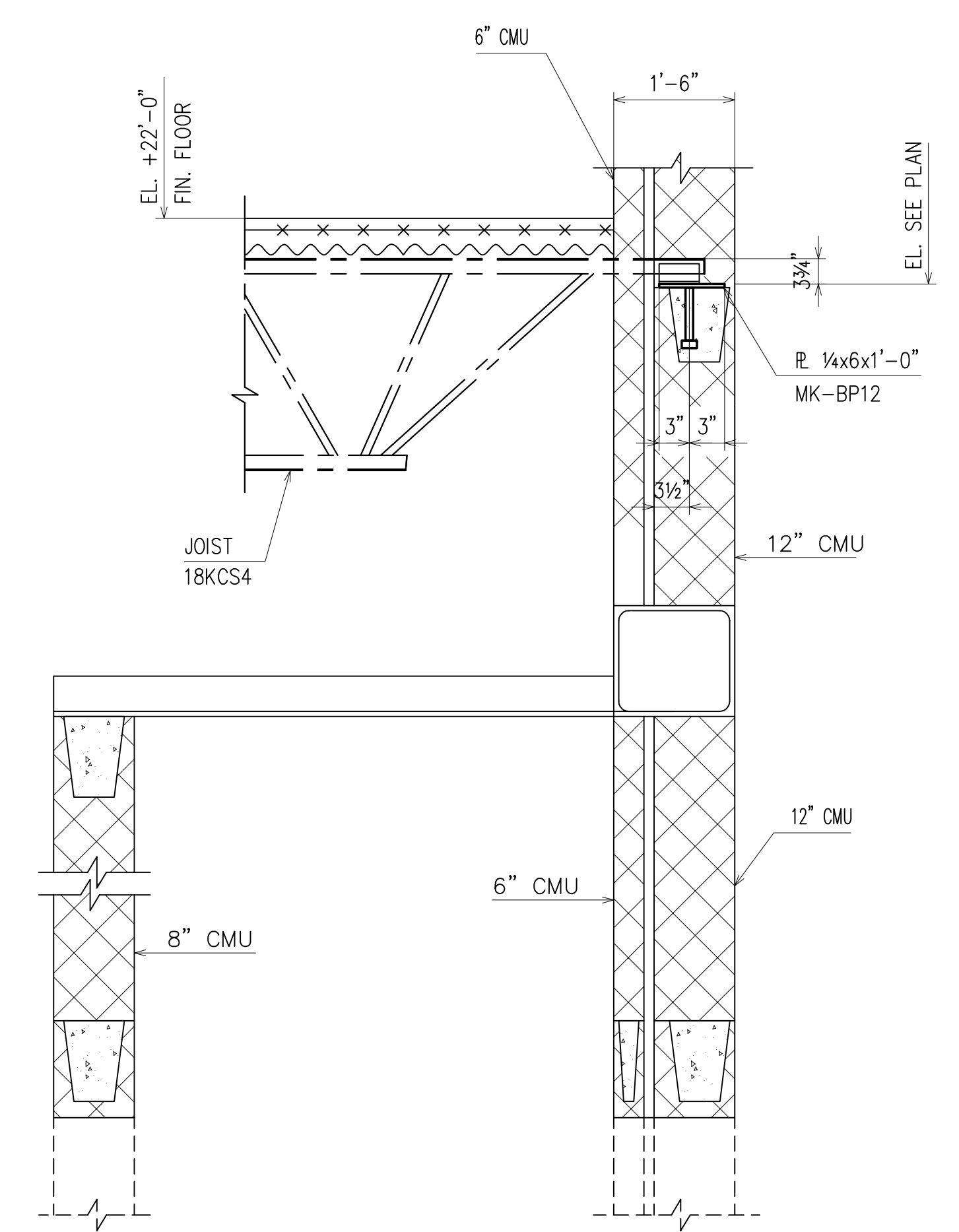
**SECTION 1**  
(RE : 14/S4.3)  
(E6)



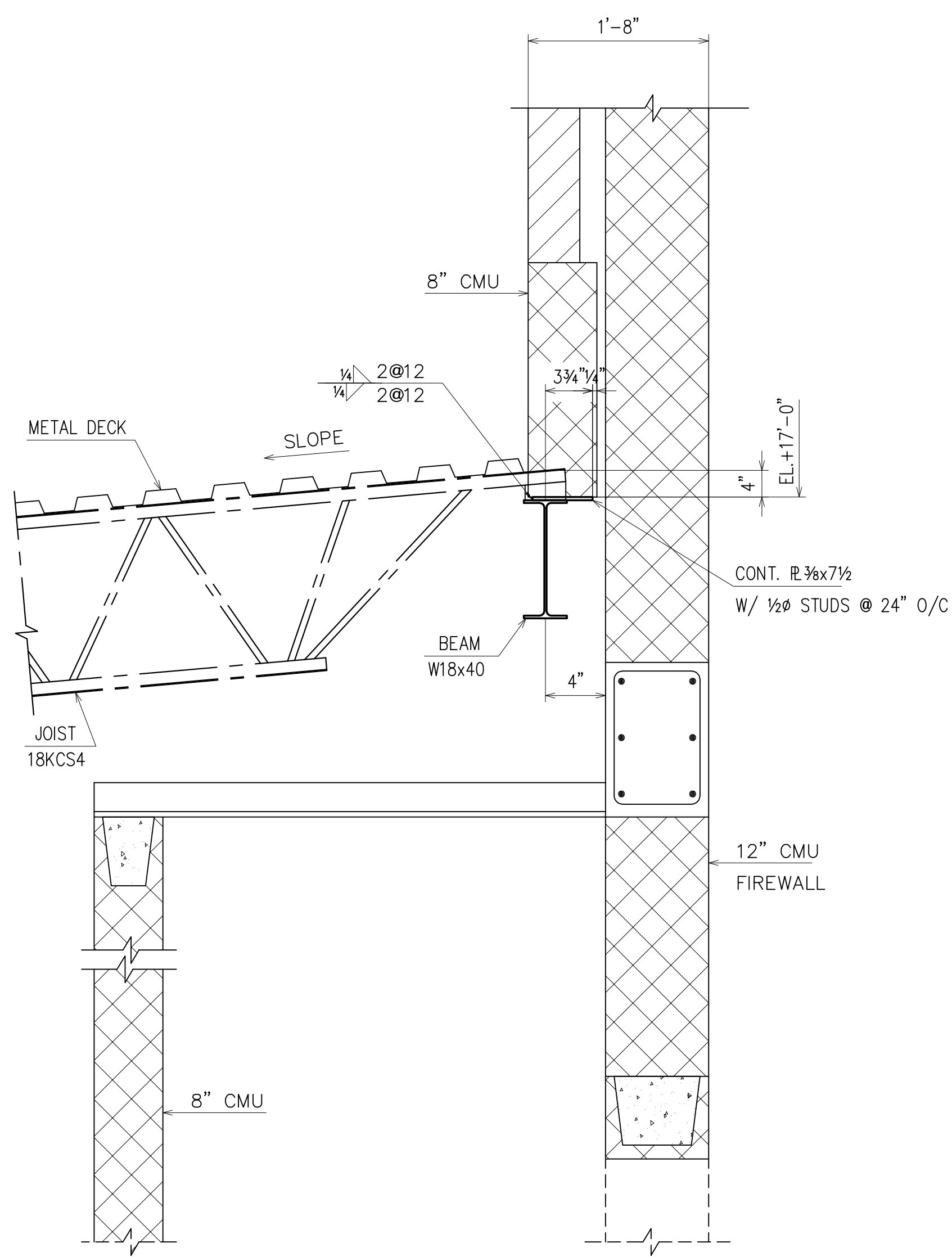
**SECTION 2**  
(RE : 15/S4.3)  
(E6, E8)



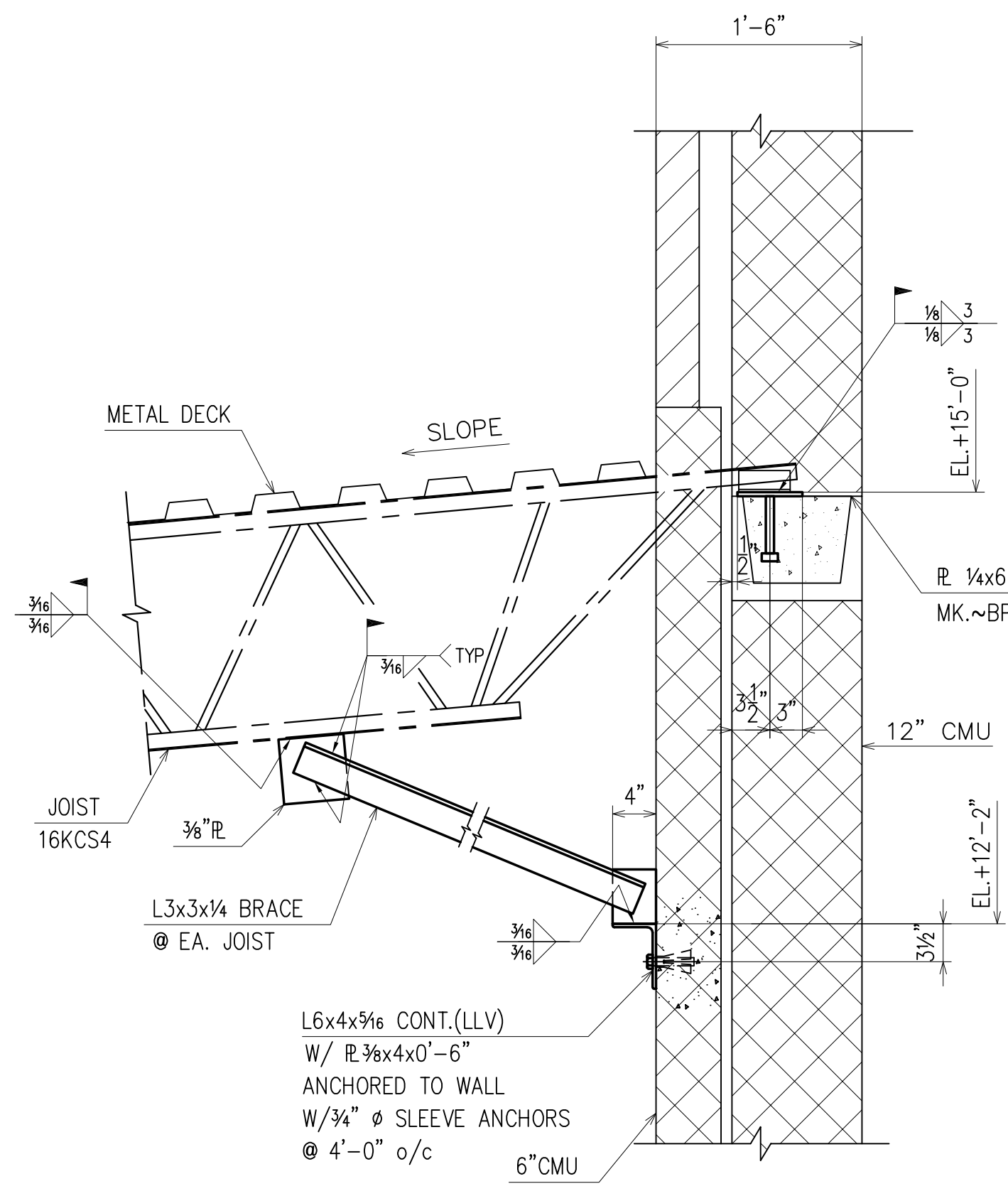
**SECTION 3**  
(RE : 16/S4.3)  
(E6)



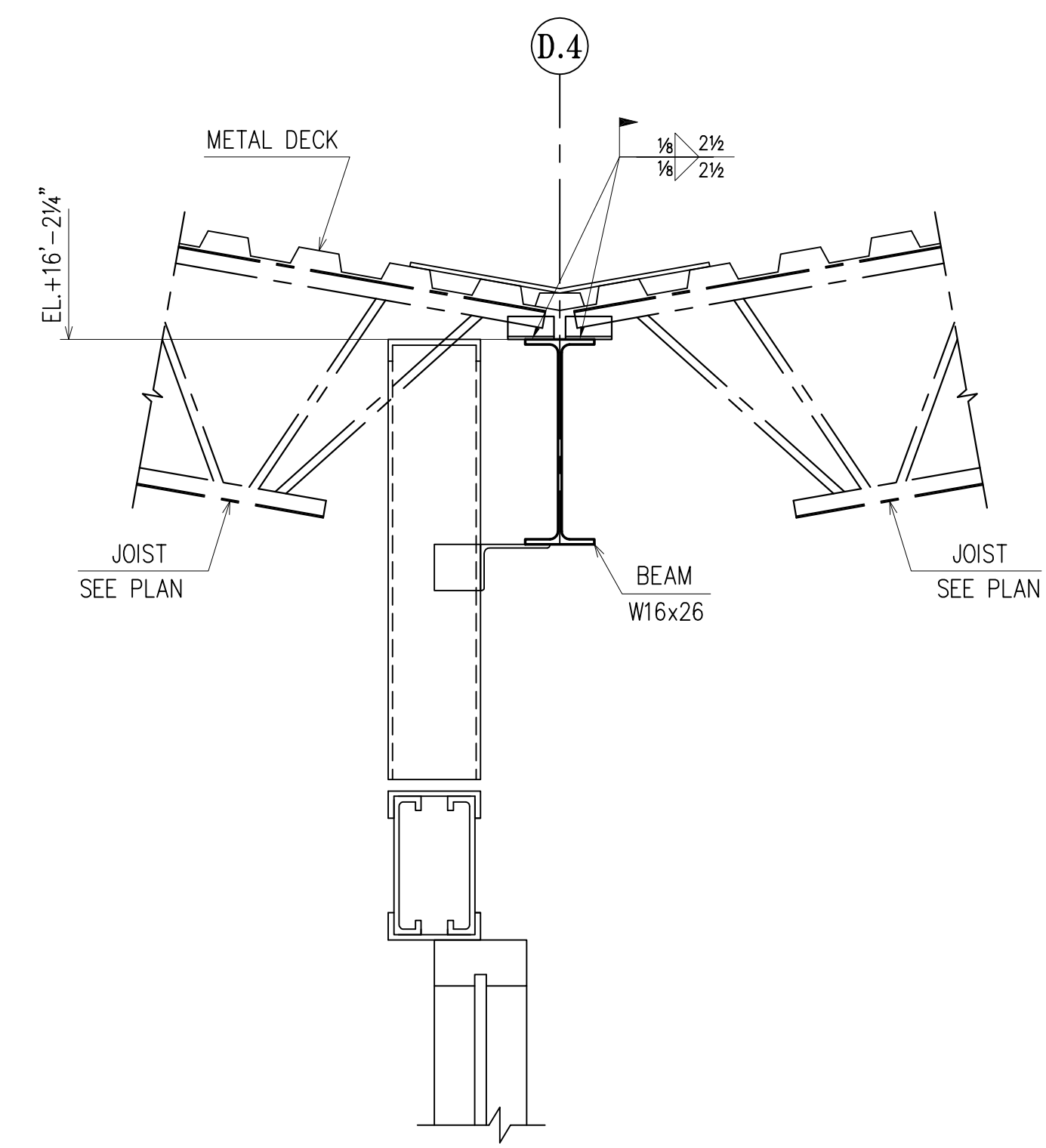
**SECTION 7**  
(RE : 1/S4.5)  
(E3)



**SECTION 4**  
(RE : 2/S4.5)  
(E3)



**SECTION 5**  
(RE : 3/S4.5)  
(E3)

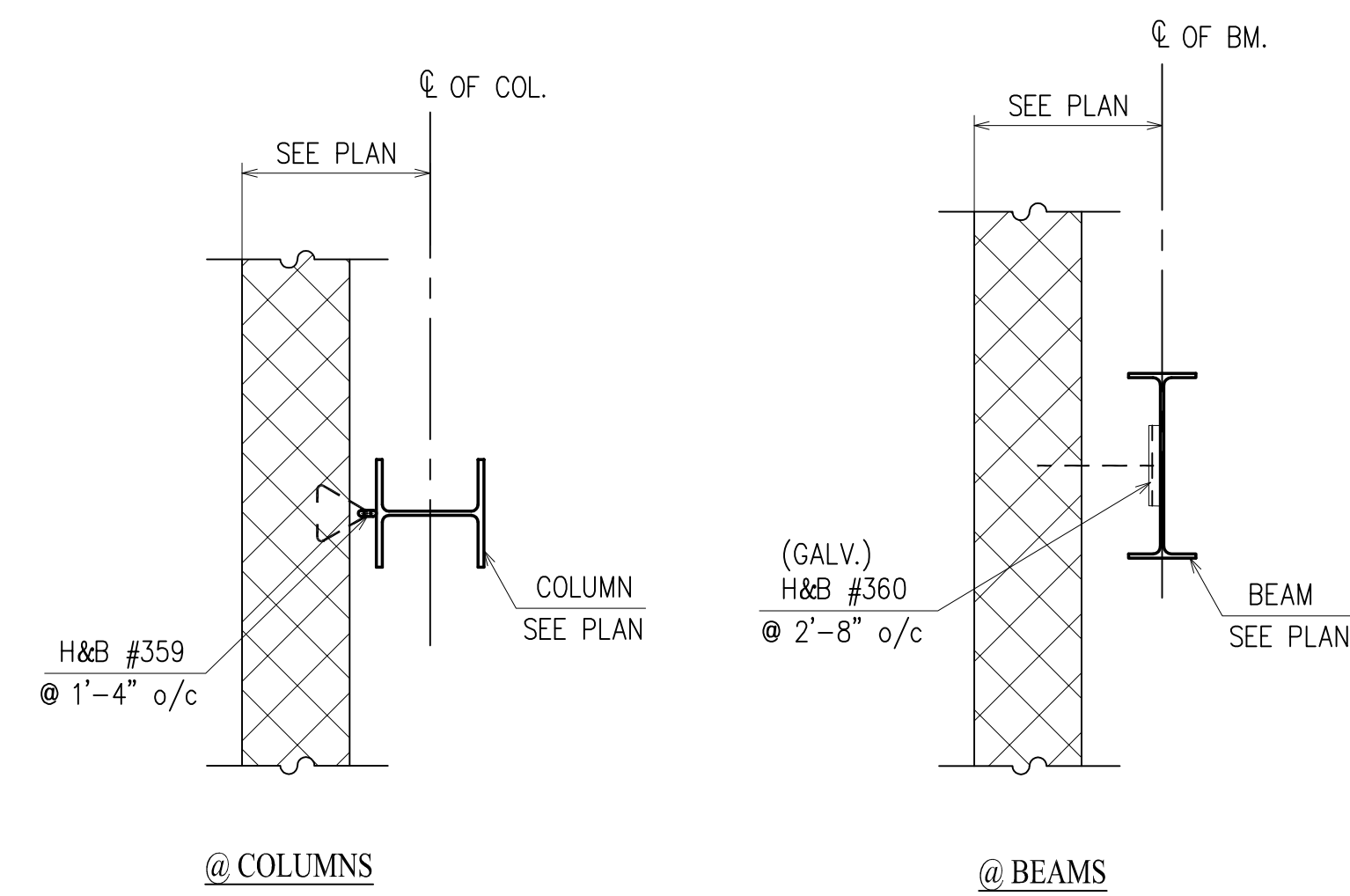


**SECTION 6**  
(RE : 4/S4.5)  
(E1)

APPROVAL/REVIEW AUTHORITY:  
PLEASE REVIEW THIS DRAWING CAREFULLY.  
IT REPRESENTS OUR INTERPRETATION OF THE INTENT OF THE CONTRACT DOCUMENTS. HOWEVER, THE STEEL FABRICATOR AND THE STRUCTURAL STEEL DETAILER ASSUME NO RESPONSIBILITY FOR THE ACCURACY OF THE INFORMATION SHOWN ON THIS DRAWING. THIS IS THE RESPONSIBILITY OF THE BUYER.  
IT WILL BE ASSUMED THAT ALL INFORMATION SHOWN HEREIN HAS THE AFFIRMATION OF THE APPROVAL AUTHORITY UNLESS NOTED TO THE CONTRARY ON THIS DRAWING WHEN IT IS RETURNED FROM APPROVAL.  
SUBSEQUENT CHANGES TO INFORMATION SHOWN ON THESE DRAWINGS AFTER FIRST SUBMISSION WILL BE CONSIDERED AS CONTRACT CHANGES.  
ADOPTED BY THE NATIONAL INSTITUTE OF STEEL DETAILING 1977.

DRAWINGS PREPARED BY:	
DIVISION FIVE DETAILING INC.	
1770 Gallagher Drive	
Vineland, New Jersey 08360	
Phone: (856) 794-9474	
Fax: (856) 696-2027	

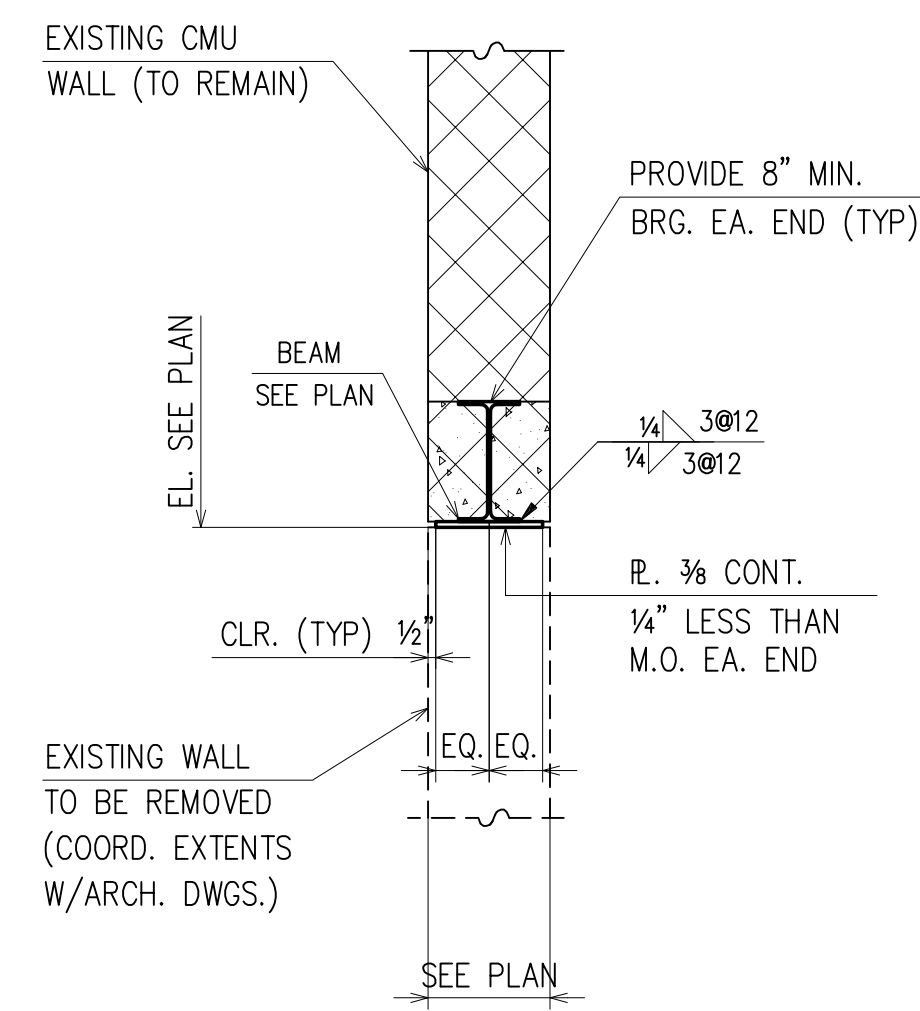
PAIN:					FOR FIELD
MATERIAL:					4th APPVL
HOLES:	1/29/10	PER CHECK			3rd APPVL
ELECTRODES:	10/30	FOR APPROVAL			2nd APPVL
TOTAL WEIGHT	NO DATE	DESCRIPTION	NO DATE	DESCRIPTION	1st APPVL
SC	BC	BCSC	REVISIONS		DATE
CUSTOMER:					
CHERRY STEEL CORP.					
DRAFTER	D5	PROJECT:	ATLANTIC COUNTY INSTITUTE OF TECHNOLOGY	CONTRACT NO.	
DATE	10/1/09	LOCATION:	MAYS LANDING, NJ		415
CHECKED	BCF	DWG TITLE:	SECTIONS	DWG NO.	E29
DATE	1/29/10				



**TYPICAL WALL ANCHOR DETAILS**

(RE: S4.0)

NOTE: ANCHORS ARE NOT REQ'D AT FIREWALLS



**TYP. INSTALLATION OF NEW LINTEL  
IN EXISTING WALL DETAIL**

(RE: S4.0)

APPROVAL/REVIEW AUTHORITY:  
PLEASE REVIEW THIS DRAWING CAREFULLY.  
IT REPRESENTS OUR INTERPRETATION OF THE INTENT OF THE CONTRACT DOCUMENTS. HOWEVER, THE STEEL FABRICATOR AND THE STRUCTURAL STEEL DETAILER ASSUME NO RESPONSIBILITY FOR THE ACCURACY OF THE INFORMATION SHOWN ON THIS DRAWING. THIS IS THE RESPONSIBILITY OF THE BUYER.

IT WILL BE ASSUMED THAT ALL INFORMATION SHOWN HEREIN HAS THE AFFIRMATION OF THE APPROVAL AUTHORITY UNLESS NOTED TO THE CONTRARY ON THIS DRAWING WHEN IT IS RETURNED FROM APPROVAL.

SUBSEQUENT CHANGES TO INFORMATION SHOWN ON THESE DRAWINGS AFTER FIRST SUBMISSION WILL BE CONSIDERED AS CONTRACT CHANGES.

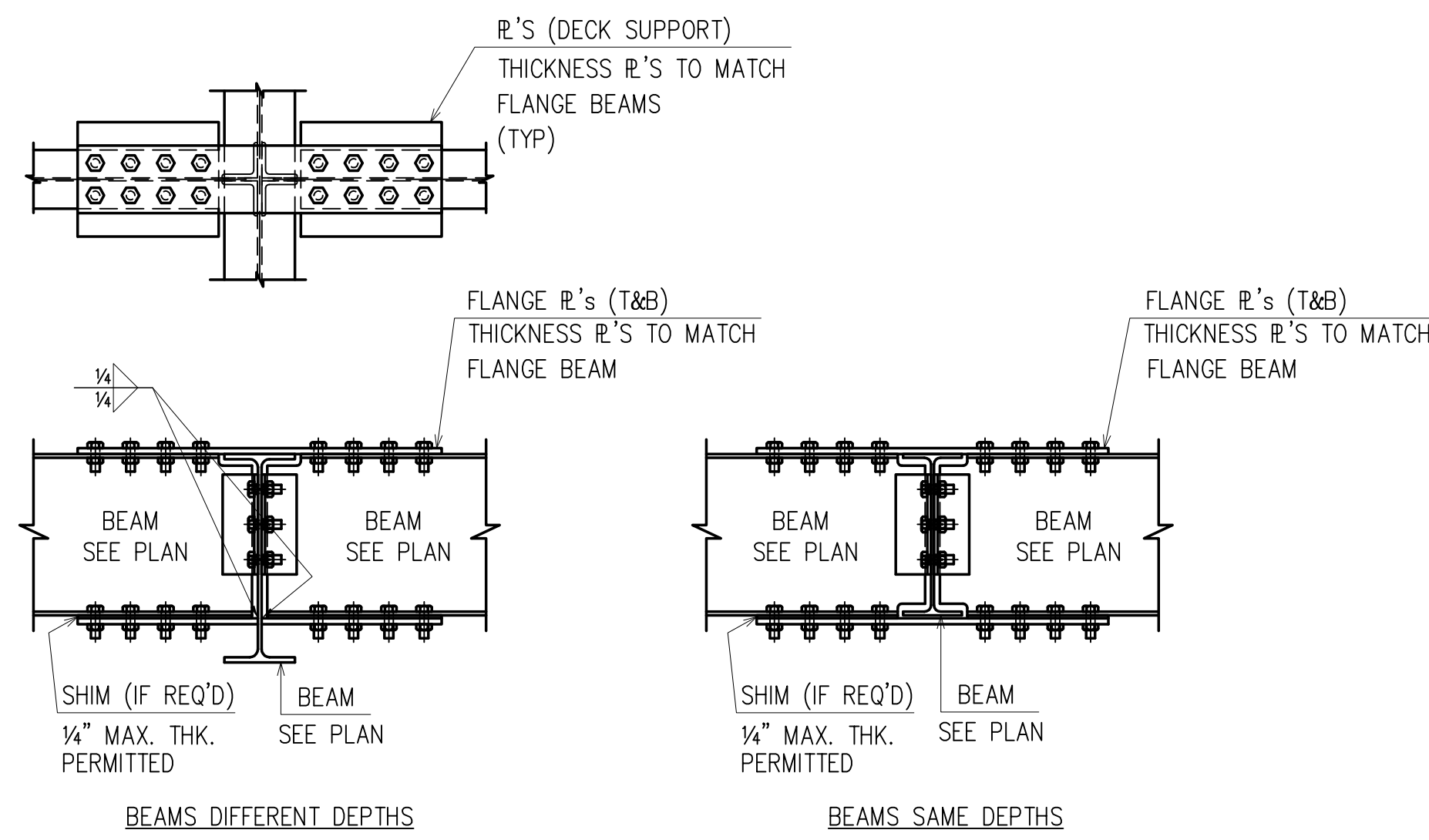
ADOPTED BY THE NATIONAL INSTITUTE OF STEEL DETAILING 1977.

PAIN:										FOR FIELD	
MATERIAL:										4th APPVL	
HOLES:		2/3/10	PER CHECK							3rd APPVL	
ELECTRODES:		10/30	FOR APPROVAL							2nd APPVL	
TOTAL WEIGHT		NO DATE	DESCRIPTION	NO DATE	DESCRIPTION					1st APPVL	
SC	BC	BCSC	REVISIONS				DATE	ISSUE			

DRAWINGS PREPARED BY:  
DIVISION FIVE DETAILING INC.  
1810 Gallagher Drive  
Vineland, New Jersey 08360  
Phone: (856) 794-9474  
Fax: (856) 696-2027

CUSTOMER:  
**CHERRY STEEL CORP.**

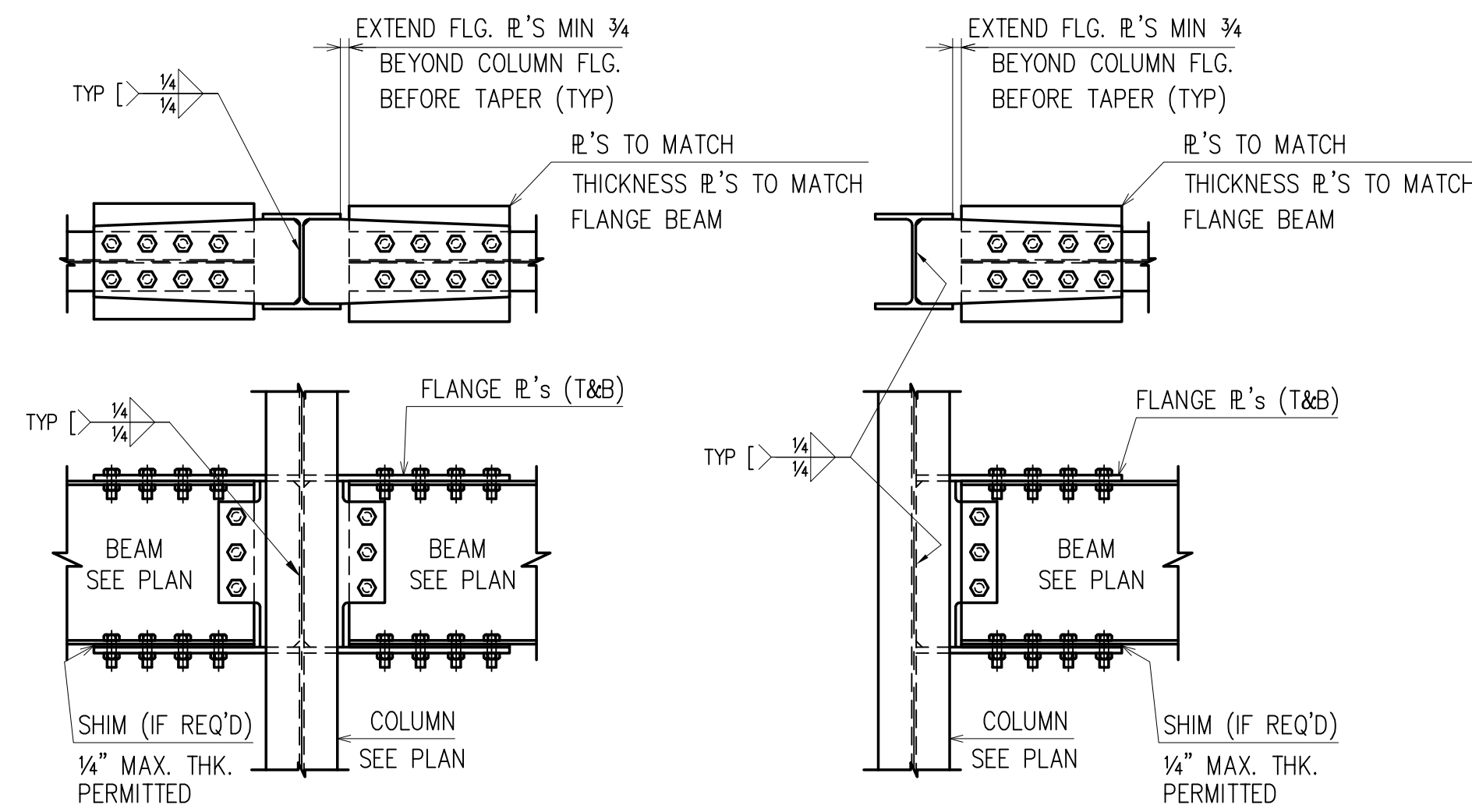
DRAFTER DS	PROJECT: ATLANTIC COUNTY INSTITUTE OF TECHNOLOGY	CONTRACT NO
DATE 9/29/09	LOCATION: MAYS LANDING, NJ	415
CHECKED BCF	DWG TITLE: TYPICAL DETAILS	DWG NO
DATE 2/3/10		E30



TYPICAL BEAM TO GIRDER MOMENT CONNECTION - FIELD BOLTED

(RE : S4.1)  
(SHOW → ON PLAN)

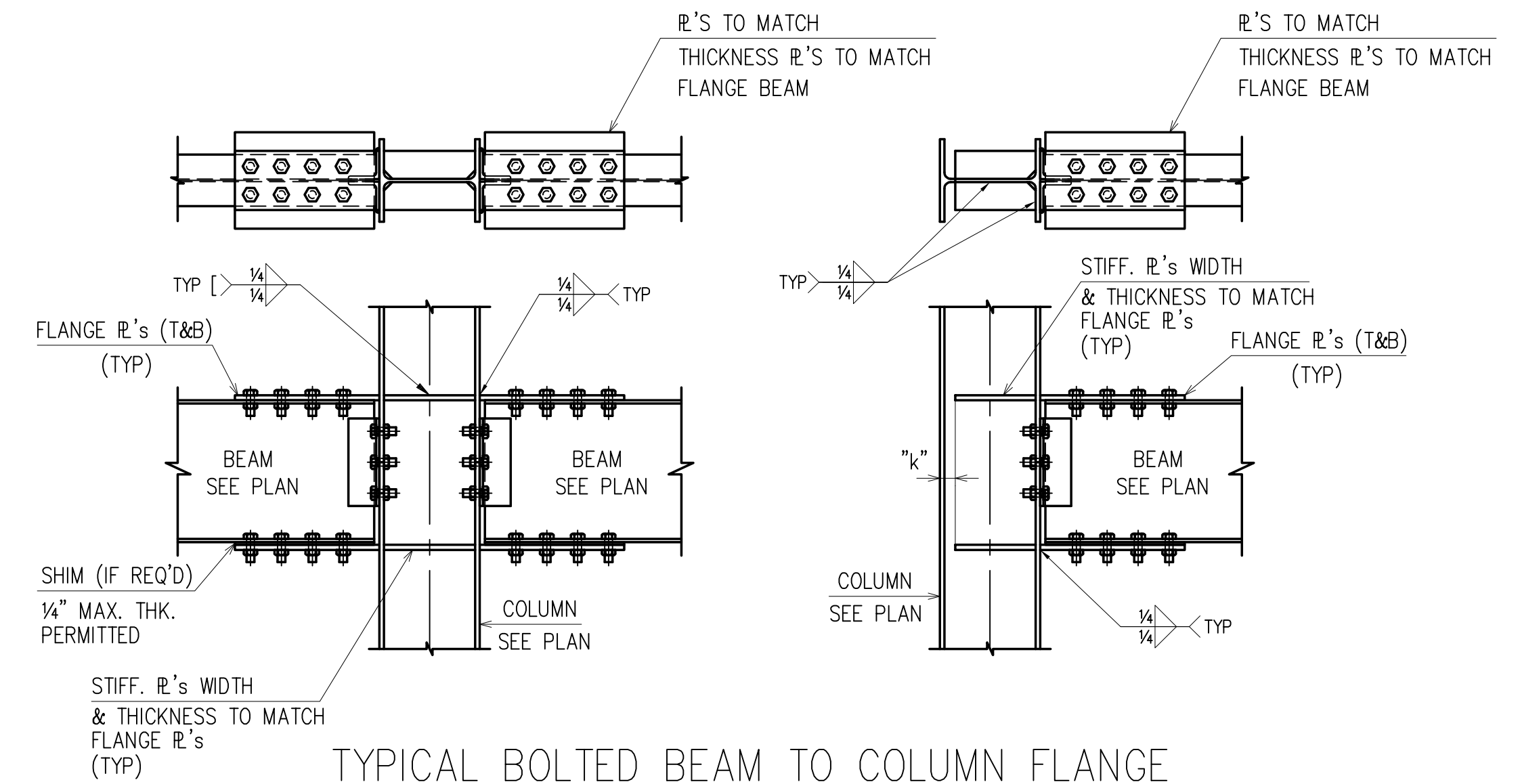
- NOTES :
1. DETAILS SHOWN ARE NOT FULLY DESIGNED AND DETAILED AND ARE CONCEPTUAL IN NATURE. STEEL FABRICATOR'S ENGINEER TO FULLY DESIGN AND DETAIL MOMENT CONNECTIONS FOR FORCES SHOWN ON PLAN. THIS INCLUDES FLANGE PLATES, BOLTS AND WELDS. (IF NO FORCE IS SHOWN, DESIGN FOR FULL CAPACITY OF BEAM).
  2. WELDS CAN BE SUBSTITUTED FOR BOLTS.
  3. BOLTS SHALL BE ASTM A325 / A490-SC, WITH STANDARD SIZE HOLES IN BEAM.
  4. STEEL FABRICATOR TO PROVIDE DECK SUPPORT AS REQUIRED.



TYPICAL BOLTED BEAM TO COLUMN WEB GRAVITY MOMENT CONNECTION

(RE : S4.1)  
(SHOW → ON PLAN)

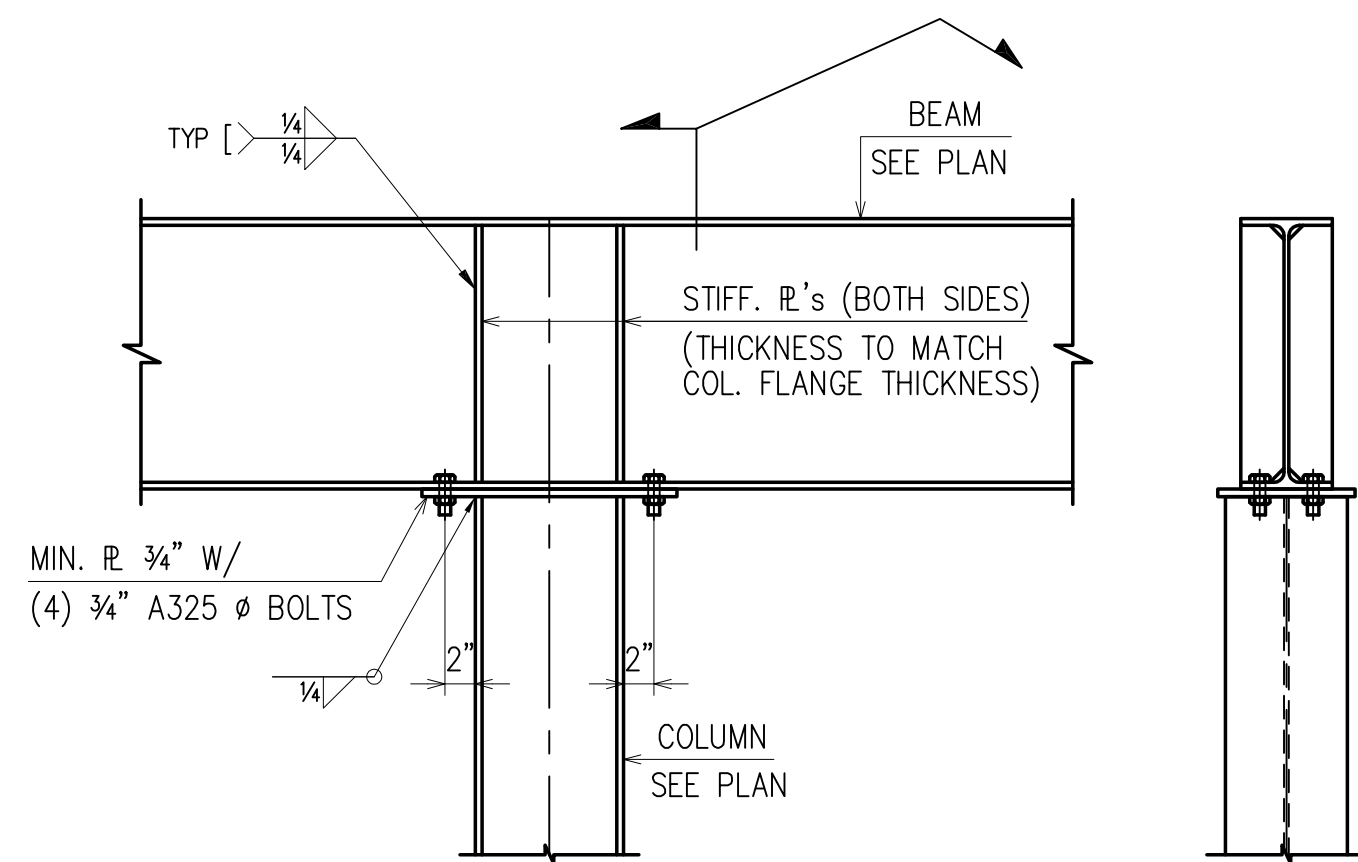
- NOTES :
1. DETAILS SHOWN ARE NOT FULLY DESIGNED AND DETAILED AND ARE CONCEPTUAL IN NATURE. STEEL FABRICATOR'S ENGINEER TO FULLY DESIGN AND DETAIL MOMENT CONNECTIONS FOR FORCES SHOWN ON PLAN. THIS INCLUDES FLANGE PLATES, BOLTS AND WELDS. (IF NO FORCE IS SHOWN, DESIGN FOR FULL CAPACITY OF BEAM).
  2. WELDS CAN BE SUBSTITUTED FOR BOLTS.
  3. BOLTS SHALL BE ASTM A325 / A490-SC, WITH STANDARD SIZE HOLES IN BEAM.
  4. STEEL FABRICATOR TO PROVIDE DECK SUPPORT AS REQUIRED.



TYPICAL BOLTED BEAM TO COLUMN FLANGE GRAVITY MOMENT CONNECTION

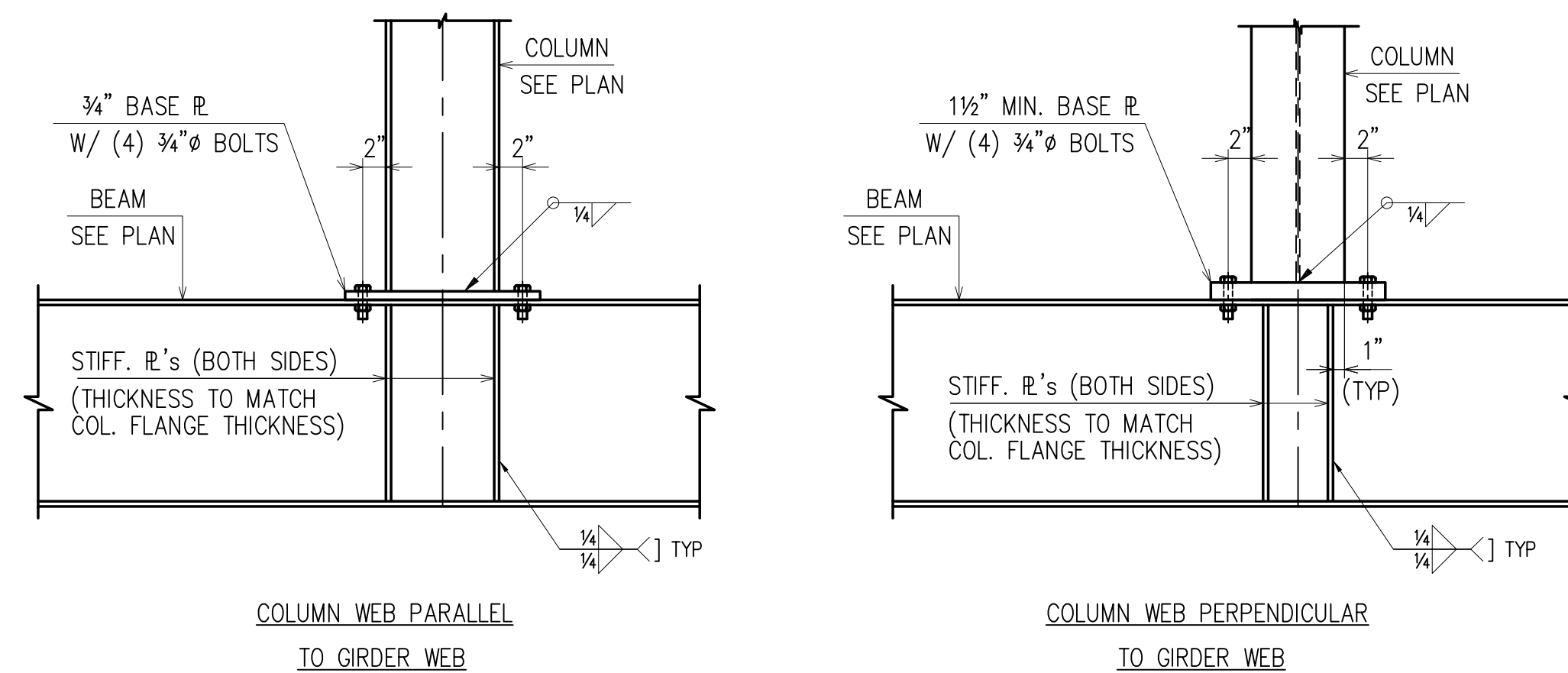
(RE : S4.1)  
(SHOW → ON PLAN)

- NOTES :
1. DETAILS SHOWN ARE NOT FULLY DESIGNED AND DETAILED AND ARE CONCEPTUAL IN NATURE. STEEL FABRICATOR'S ENGINEER TO FULLY DESIGN AND DETAIL MOMENT CONNECTIONS FOR FORCES SHOWN ON PLAN. THIS INCLUDES FLANGE PLATES, BOLTS AND WELDS. (IF NO FORCE IS SHOWN, DESIGN FOR FULL CAPACITY OF BEAM).
  2. WELDS CAN BE SUBSTITUTED FOR BOLTS.
  3. BOLTS SHALL BE ASTM A325 / A490-SC, WITH STANDARD SIZE HOLES IN BEAM.
  4. STEEL FABRICATOR TO PROVIDE DECK SUPPORT AS REQUIRED.



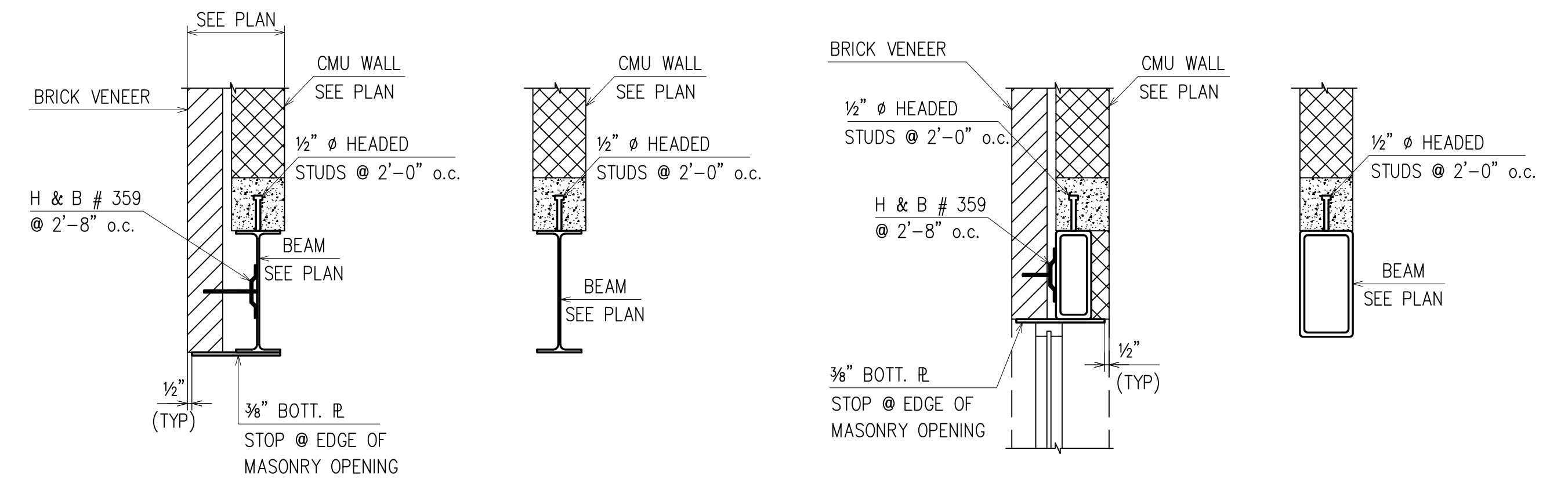
TYPICAL BEAM OVER COLUMN CONNECTION

(RE : S4.1)



TYPICAL WF COLUMN CONNECTION TO TRANSFER GIRDER

(RE : S4.1)



TYPICAL WF/HSS STEEL BEAM IN CMU WALL DETAILS

(RE : S4.1)

APPROVAL/REVIEW AUTHORITY: PLEASE REVIEW THIS DRAWING CAREFULLY. IT REPRESENTS OUR INTERPRETATION OF THE INTENT OF THE CONTRACT DOCUMENTS. HOWEVER, THE STEEL FABRICATOR AND THE STRUCTURAL STEEL DETAILER ASSUME NO RESPONSIBILITY FOR THE ACCURACY OF THE INFORMATION SHOWN ON THIS DRAWING. THIS IS THE RESPONSIBILITY OF THE BUYER.

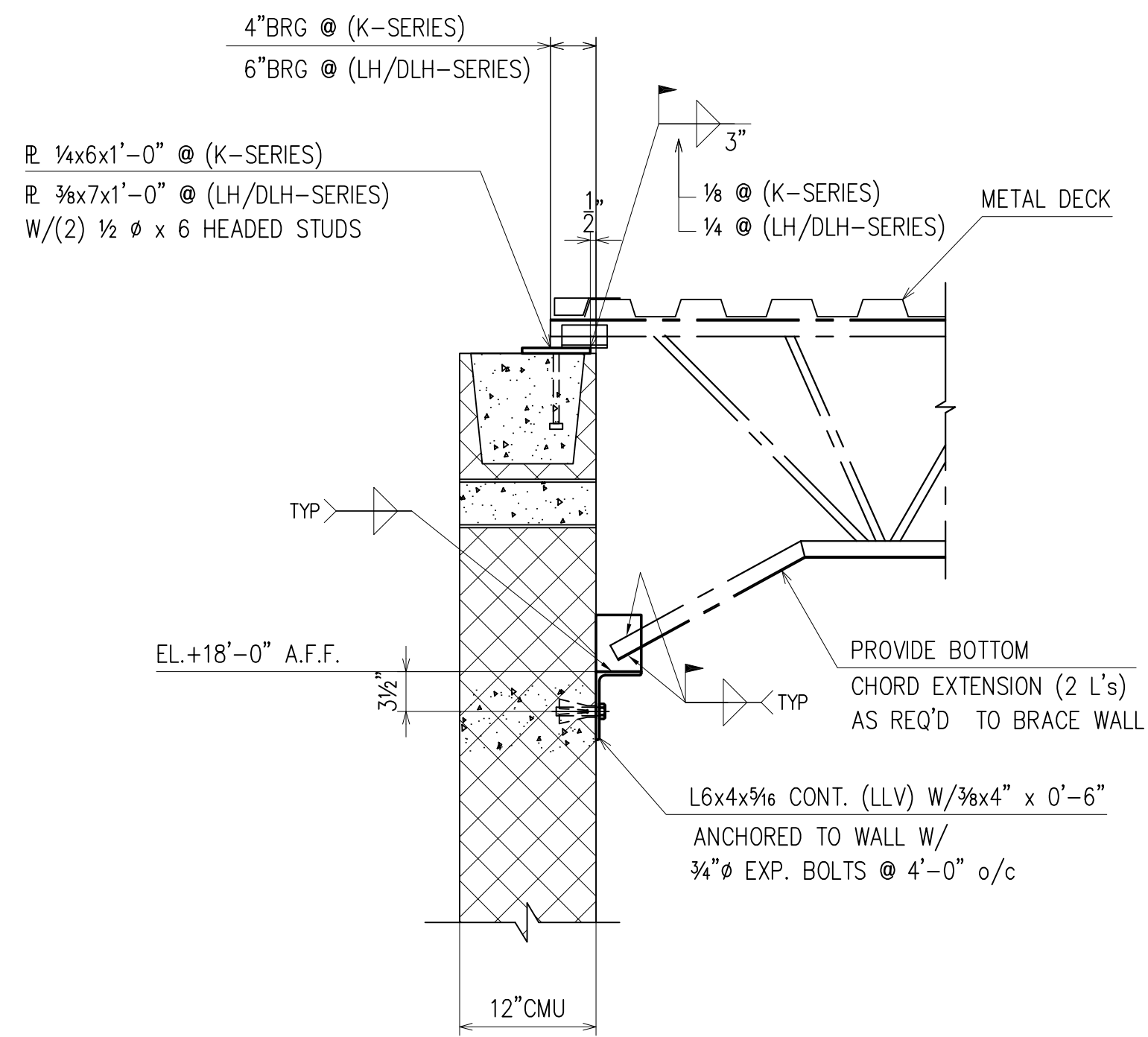
IT WILL BE ASSUMED THAT ALL INFORMATION SHOWN HEREIN HAS THE AFFIRMATION OF THE APPROVAL AUTHORITY UNLESS NOTED TO THE CONTRARY ON THIS DRAWING WHEN IT IS RETURNED FROM APPROVAL.

SUBSEQUENT CHANGES TO INFORMATION SHOWN ON THESE DRAWINGS AFTER FIRST SUBMISSION WILL BE CONSIDERED AS CONTRACT CHANGES.

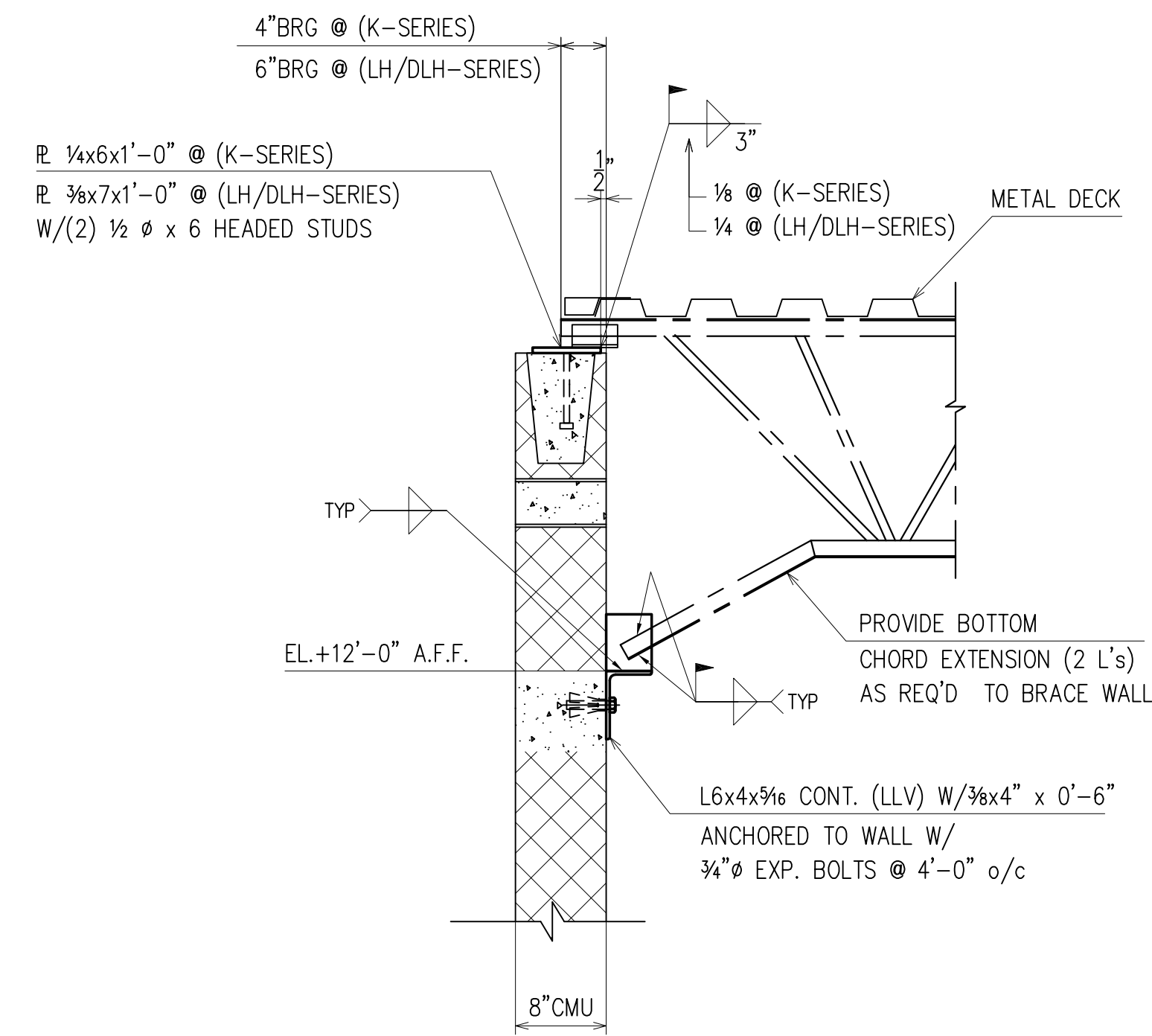
ADOPTED BY THE NATIONAL INSTITUTE OF STEEL DETAILING 1977.

DRAWINGS PREPARED BY:	
DIVISION FIVE DETAILING INC.	
1770 Gallagher Drive	
Vineland, New Jersey 08360	
Phone: (856) 794-9474	
Fax: (856) 696-2027	

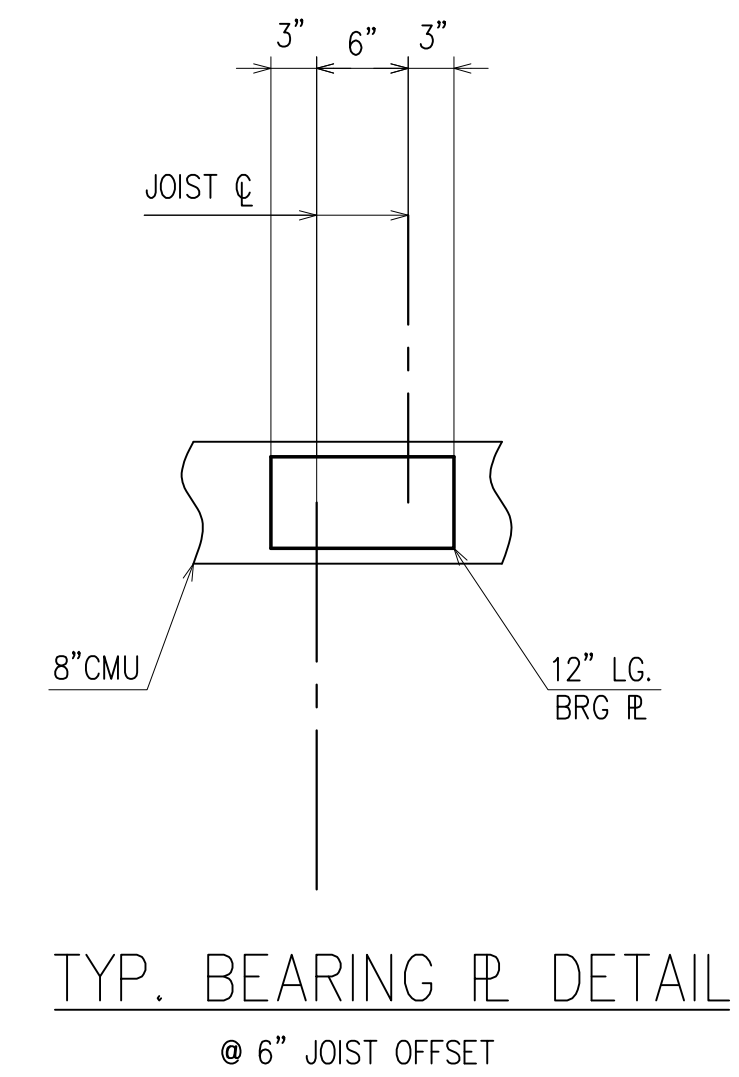
PAIN:					FOR FIELD
MATERIAL:					4th APPVL
HOLES:	△ 3/19	PER CHECK			3rd APPVL
ELECTRODES:	△ 10/30	FOR APPROVAL			2nd APPVL
TOTAL WEIGHT	NO DATE	DESCRIPTION	NO DATE	DESCRIPTION	1st APPVL
SC	BC	BSCC		REVISIONS	DATE
CUSTOMER:					
CHERRY STEEL CORP.					
DRAFTER	D5	PROJECT:	ATLANTIC COUNTY INSTITUTE OF TECHNOLOGY	CONTRACT NO	415
DATE	10/02/09	LOCATION:	MAYS LANDING, NJ	DWG NO	E31
CHECKED	BCF	DWG TITLE:	TYPICAL DETAILS		
DATE					



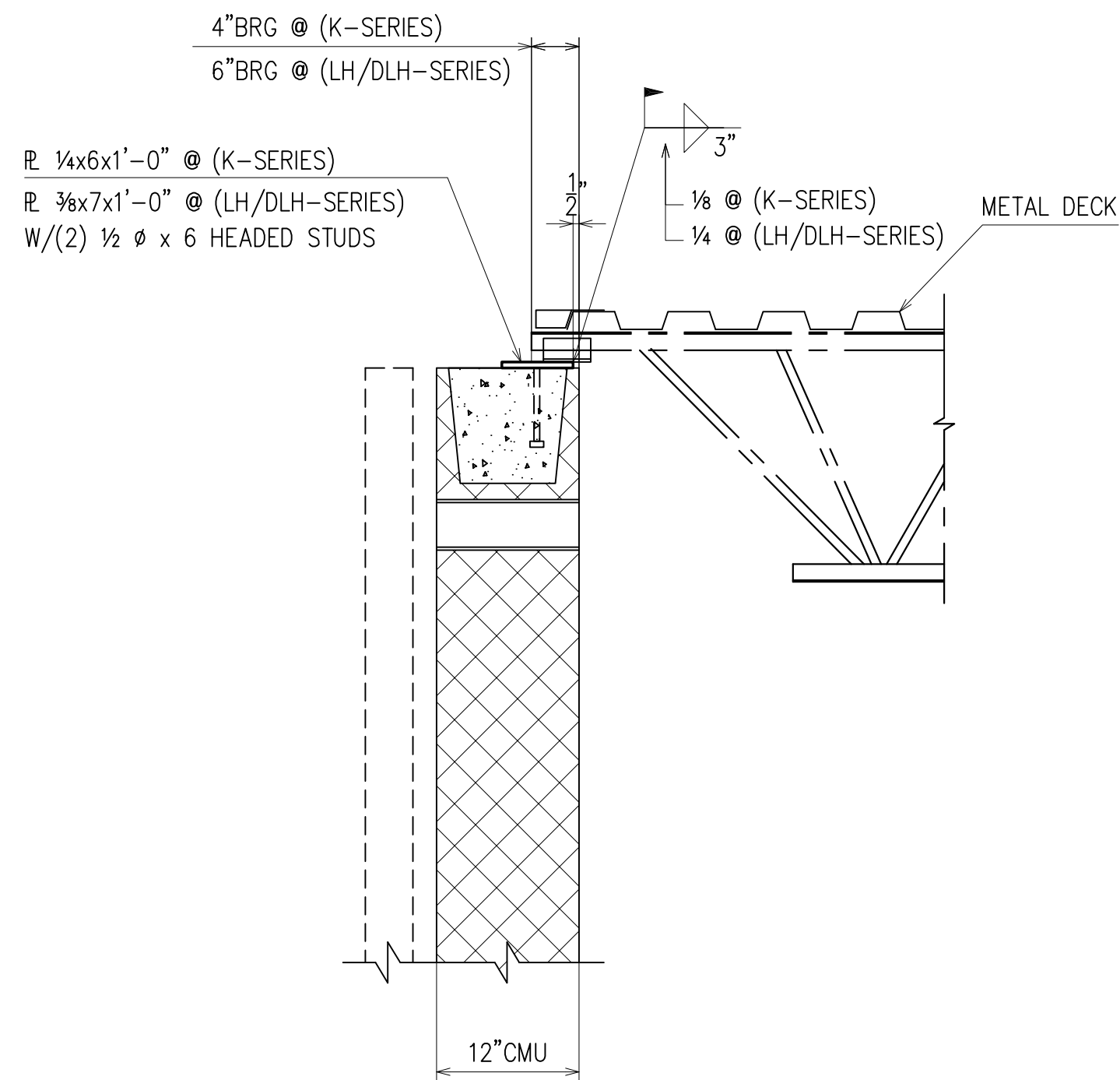
**TYPICAL JOIST BEARING DETAIL  
@ 12" INTERIOR CMU WALL**  
(RE: S4.0)



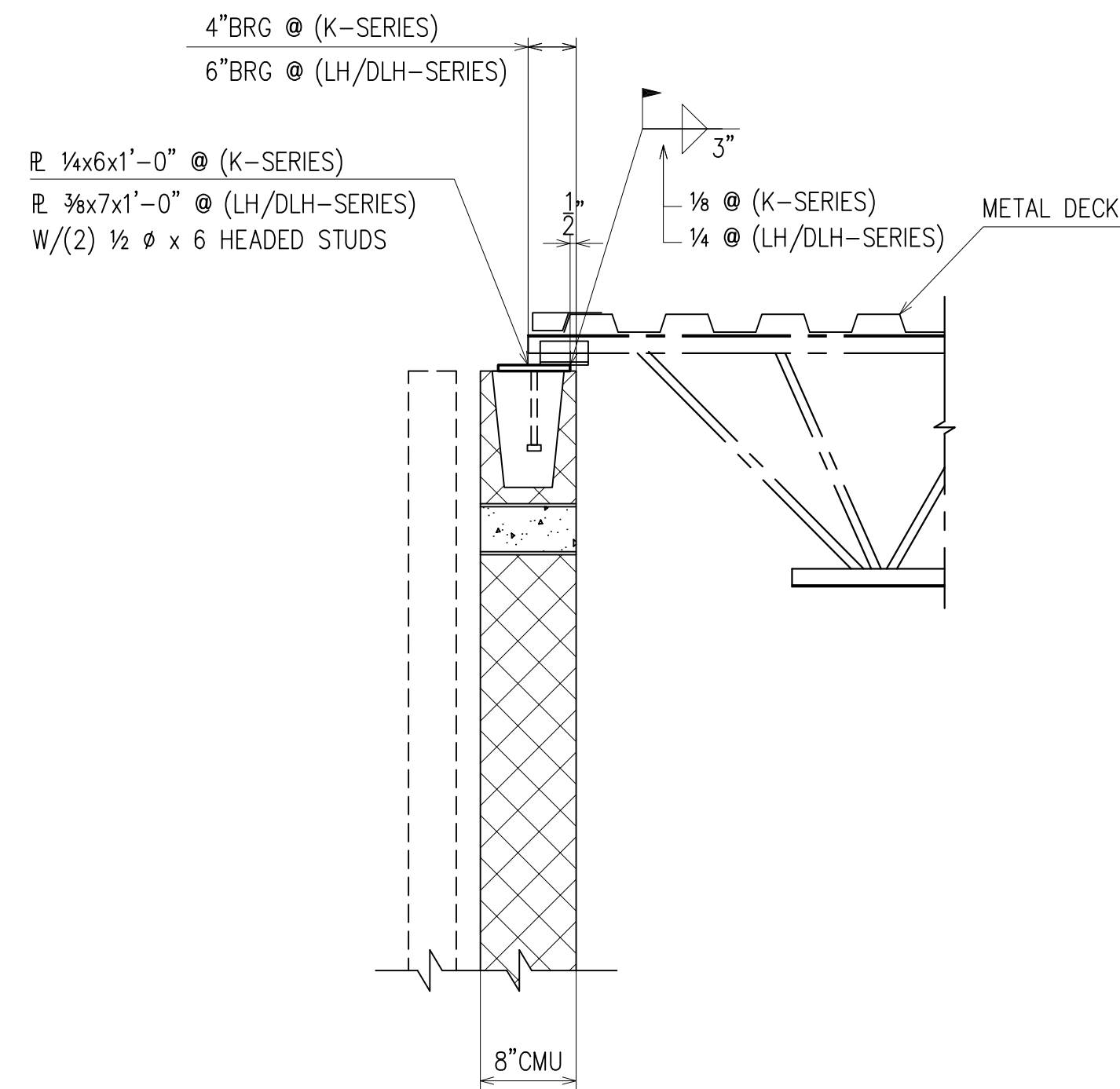
**TYPICAL JOIST BEARING DETAIL  
@ 8" INTERIOR CMU WALL**  
(RE: S4.0)



**TYP. BEARING PLATE DETAIL**  
@ 6" JOIST OFFSET



**TYPICAL JOIST BEARING DETAIL  
@ 12" EXTERIOR CMU WALL**  
(RE: S4.0)



**TYPICAL JOIST BEARING DETAIL  
@ 8" EXTERIOR CMU WALL**  
(RE: S4.0)

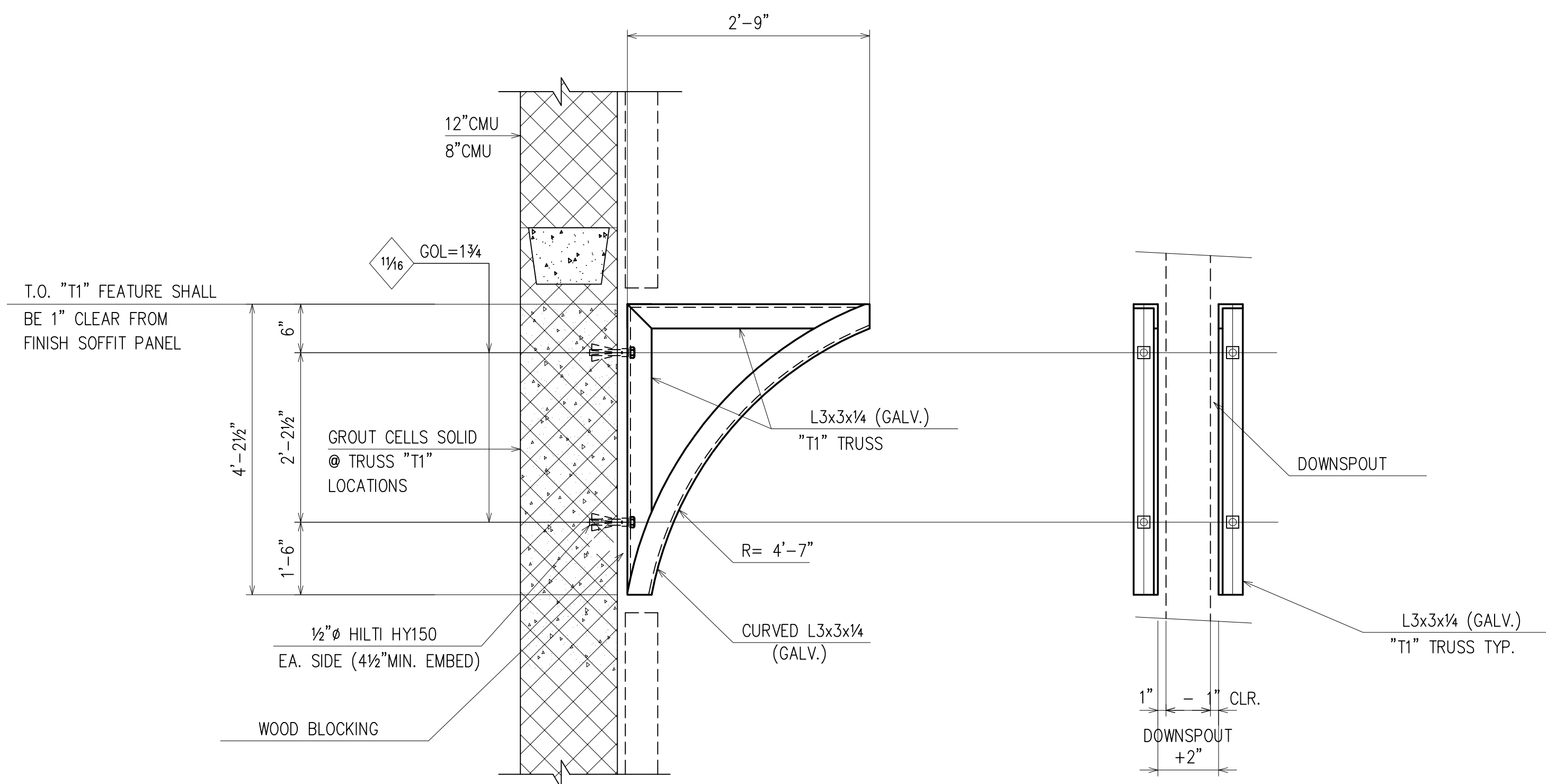
BEARING PLATE SCHEDULE				
MARK	LENGTH	WIDTH	THICKNESS	REMARKS
BP1	0'-8"	0'-7 1/2"	3/8"	W/ (2) 1/2" HEADED STUDS
BP2	1'-0"	0'-7 1/2"	3/4"	W/ (2) 1/2" HEADED STUDS
BP3	1'-4"	0'-11 1/2"	1 1/4"	W/ (4) 1/2" HEADED STUDS
BP4	1'-6"	0'-7 1/2"	1 1/4"	W/ (4) 1/2" HEADED STUDS
BP5	2'-0"	0'-7 1/2"	1 3/4"	W/ (4) 1/2" HEADED STUDS
BP6	1'-0"	0'-11 1/2"	1"	W/ (2) 1/2" HEADED STUDS
BP7	1'-4"	0'-7 1/2"	1 1/2"	W/ (4) 1/2" HEADED STUDS
BP8	0'-8"	0'-11 1/2"	1/2"	W/ (2) 1/2" HEADED STUDS
BP9	1'-4"	0'-11 1/2"	3/4"	W/ (4) 1/2" HEADED STUDS
BP10	1'-2"	0'-7 1/2"	3/4"	W/ (2) 1/2" HEADED STUDS
BP11	1'-8"	0'-11 1/2"	1"	W/ (4) 1/2" HEADED STUDS
BP12	1'-0"	0'-6"	1/4"	W/ (2) 1/2" HEADED STUDS
BP13	1'-0"	0'-7"	3/8"	W/ (2) 1/2" HEADED STUDS
BP14	1'-0"	0'-7 1/2"	1/4"	W/ (2) 1/2" HEADED STUDS
BP15	0'-6"	0'-6"	1/2"	W/ (1) 1/2" HEADED STUDS
BP16	2'-0"	0'-7"	1/4"	W/ (4) 1/2" HEADED STUDS
BP17	1'-4"	0'-7"	1/4"	W/ (4) 1/2" HEADED STUDS
BP18	1'-8"	0'-7"	1/4"	W/ (4) 1/2" HEADED STUDS
BP19	1'-6"	0'-7"	1/4"	W/ (4) 1/2" HEADED STUDS

APPROVAL/REVIEW AUTHORITY:  
PLEASE REVIEW THIS DRAWING CAREFULLY.  
IT REPRESENTS OUR INTERPRETATION OF THE INTENT OF THE CONTRACT DOCUMENTS. HOWEVER, THE STEEL FABRICATOR AND THE STRUCTURAL STEEL DETAILER ASSUME NO RESPONSIBILITY FOR THE ACCURACY OF THE INFORMATION SHOWN ON THIS DRAWING. THIS IS THE RESPONSIBILITY OF THE BUYER.  
IT WILL BE ASSUMED THAT ALL INFORMATION SHOWN HEREIN HAS THE AFFIRMATION OF THE APPROVAL AUTHORITY UNLESS NOTED TO THE CONTRARY ON THIS DRAWING WHEN IT IS RETURNED FROM APPROVAL.  
SUBSEQUENT CHANGES TO INFORMATION SHOWN ON THESE DRAWINGS AFTER FIRST SUBMISSION WILL BE CONSIDERED AS CONTRACT CHANGES.  
ADOPTED BY THE NATIONAL INSTITUTE OF STEEL DETAILING 1977.

DRAWINGS PREPARED BY:  
DIVISION FIVE DETAILING INC.  
1810 Gallagher Drive  
Vineland, New Jersey 08360  
Phone: (856) 794-9474  
Fax: (856) 696-2027

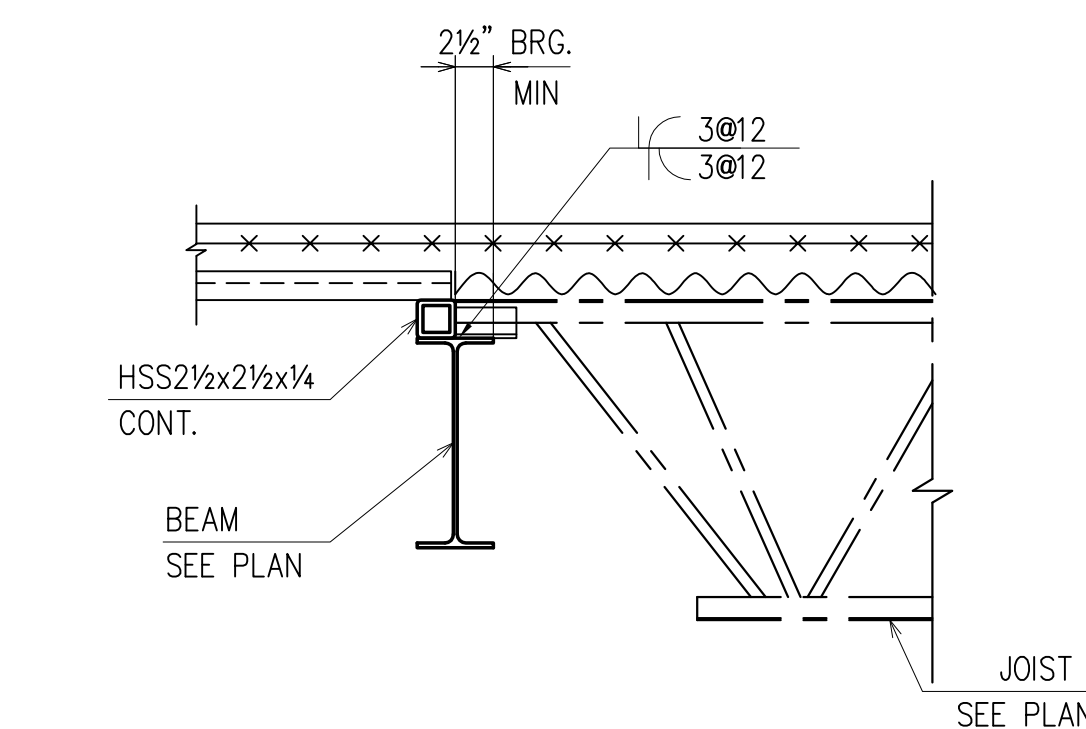
PAIN:					FOR FIELD
MATERIAL:					4th APPVL
HOLES:	2/3/10	PER CHECK			3rd APPVL
ELECTRODES:	10/30	FOR APPROVAL			2nd APPVL
TOTAL WEIGHT	NO DATE	DESCRIPTION	NO DATE	DESCRIPTION	1st APPVL
SC	BC	BCSC	REVISIONS		DATE
CUSTOMER: <b>CHERRY STEEL CORP.</b>					
DRAFTER	D5	PROJECT:	ATLANTIC COUNTY INSTITUTE OF TECHNOLOGY	CONTRACT NO	415
DATE	9/29/09	LOCATION:	MAYS LANDING, NJ	DWG NO	
CHECKED	BCF	DWG TITLE:	TYPICAL DETAILS		E32
DATE	2/3/10				





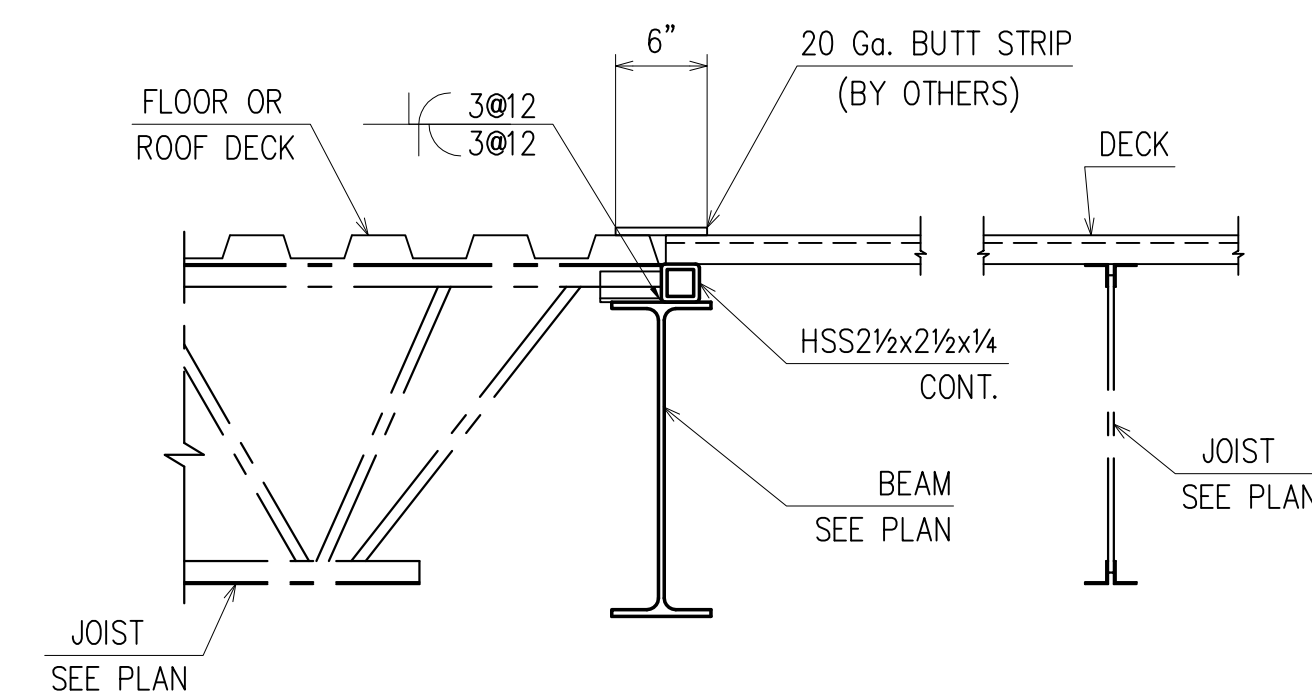
**TYPICAL DETAIL AT "T1" ARCHITECTURAL FEATURE**

(RE: S4.0)



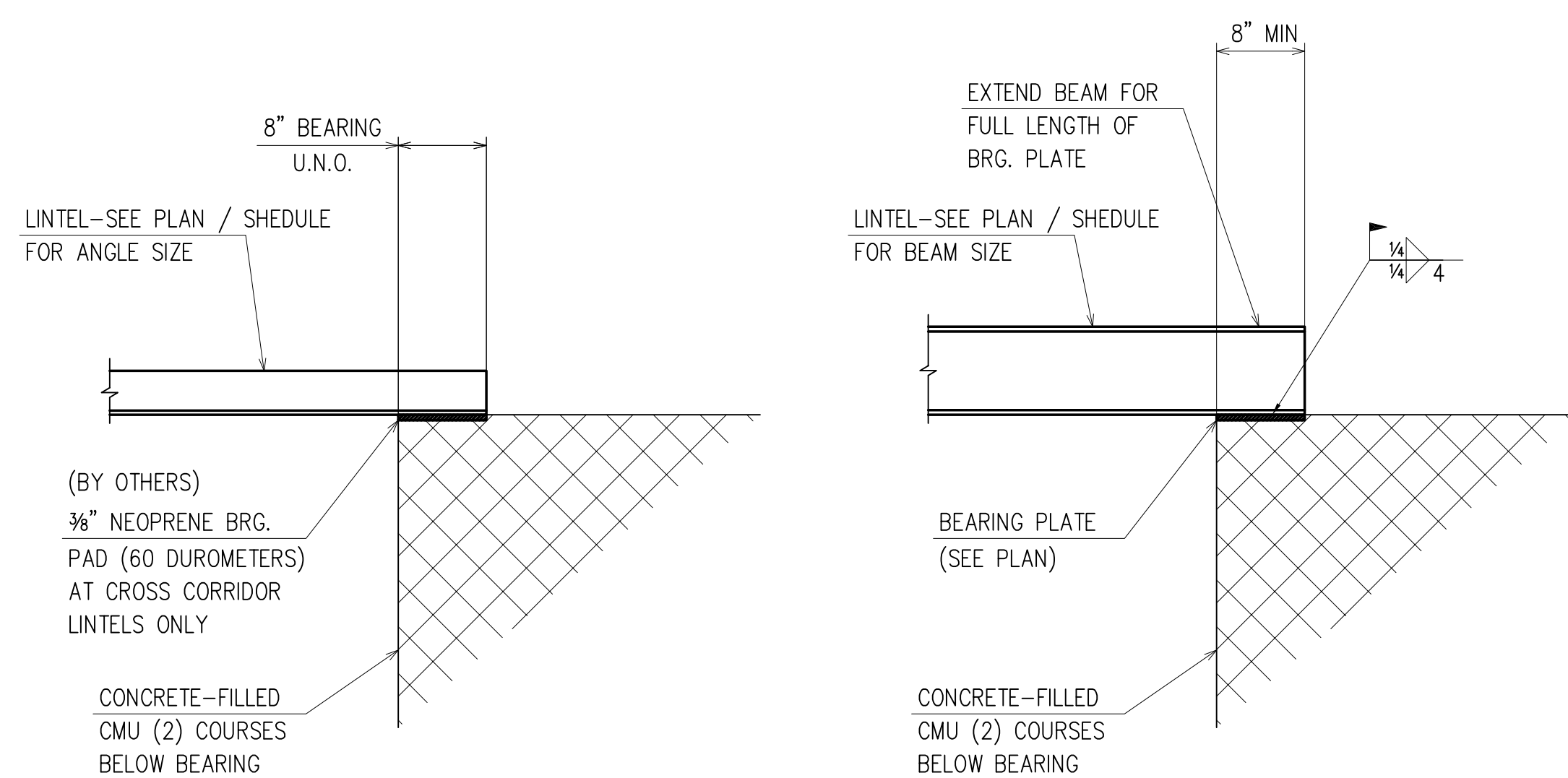
**TYPICAL DECK SUPPORT DETAIL WHERE DECK CHANGES DIRECTION**

(RE: S4.0)



**TYPICAL DECK SUPPORT @ CHANGE OF SPAN DIRECTION**

(RE: S4.0)



**ANGLE LINTEL BEARING**

**WIDE FLANGE LINTEL BEARING**

**TYPICAL LINTEL BEARING DETAILS**

(AT CMU BEARING WALLS)

(RE: S4.0)

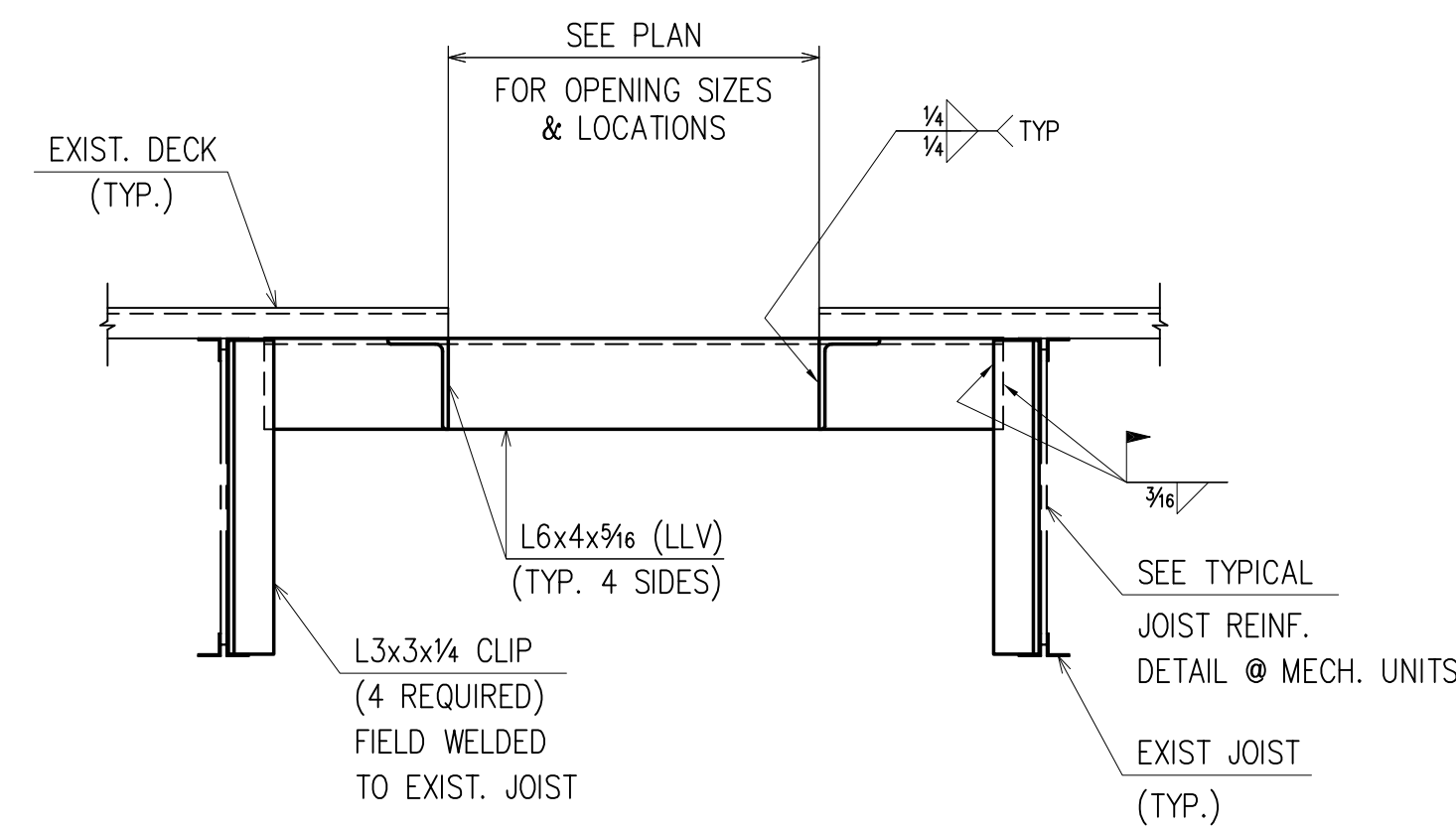
APPROVAL/REVIEW AUTHORITY:  
PLEASE REVIEW THIS DRAWING CAREFULLY.  
IT REPRESENTS OUR INTERPRETATION OF THE INTENT OF THE CONTRACT DOCUMENTS. HOWEVER, THE STEEL FABRICATOR AND THE STRUCTURAL STEEL DETAILER ASSUME NO RESPONSIBILITY FOR THE ACCURACY OF THE INFORMATION SHOWN ON THIS DRAWING. THIS IS THE RESPONSIBILITY OF THE BUYER.  
IT WILL BE ASSUMED THAT ALL INFORMATION SHOWN HEREIN HAS THE AFFIRMATION OF THE APPROVAL AUTHORITY UNLESS NOTED TO THE CONTRARY ON THIS DRAWING WHEN IT IS RETURNED FROM APPROVAL.  
SUBSEQUENT CHANGES TO INFORMATION SHOWN ON THESE DRAWINGS AFTER FIRST SUBMISSION WILL BE CONSIDERED AS CONTRACT CHANGES.  
ADOPTED BY THE NATIONAL INSTITUTE OF STEEL DETAILING 1977.

DRAWINGS PREPARED BY:

DIVISION FIVE DETAILING INC.  
1770 Gallagher Drive  
Vineland, New Jersey 08360  
Phone: (856) 794-9474  
Fax: (856) 696-2027

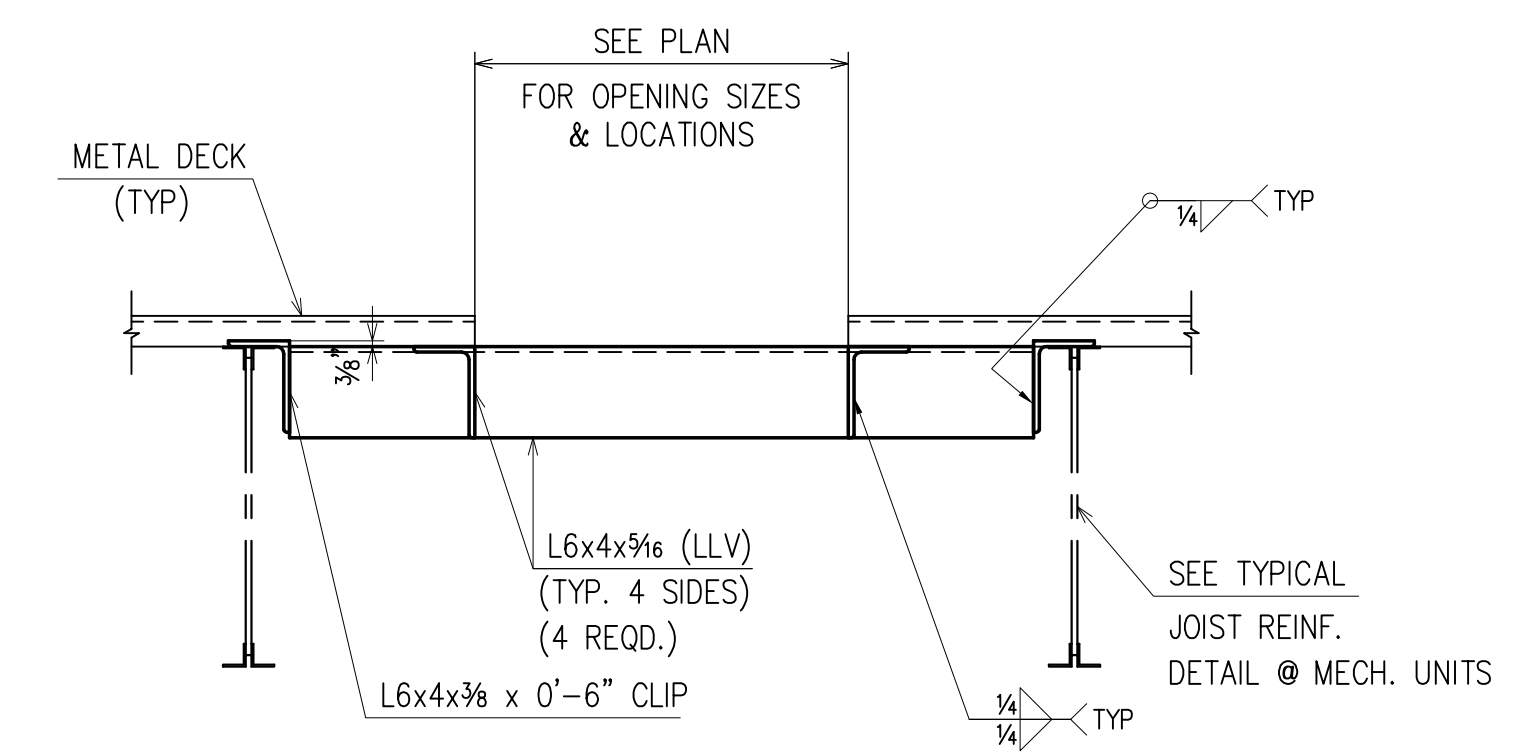
PAIN:					FOR FIELD
MATERIAL:	4/15	PER CHECK			4th APPVL
HOLES:	3/19	PER CHECK			3rd APPVL
ELECTRODES:	10/30	FOR APPROVAL			2nd APPVL
TOTAL WEIGHT	NO DATE	DESCRIPTION	NO DATE	DESCRIPTION	1st APPVL
SC	BC	BCSC	REVISIONS		DATE

CUSTOMER:		CHERRY STEEL CORP.			
DRAFTER DS	PROJECT: ATLANTIC COUNTY INSTITUTE OF TECHNOLOGY	CONTRACT NO	415		
DATE 9/29/09	LOCATION: MAYS LANDING, NJ	DWG NO	E33		
CHECKED BCF	DWG TITLE: TYPICAL DETAILS				
DATE					



**TYPICAL ROOF OPENING & RTU CURB SUPPORT @ EXIST JOIST DETAIL**  
(RE: S4.0)

- NOTE :
- 1) PROVIDE AT PERIMETER OF ALL ROOFTOP MECHANICAL UNITS AND ROOF OPENINGS LARGER THAN 12" SQ. AS REQUIRED.
  - 2) FOR OPENINGS LARGER THAN 6" UP TO 12" PROVIDE 2'-0"x2'-0"x0.071" STEEL PLATE WELDED TO DECK, OR SCREWED W/ SHEET METAL SCREWS @ 6" o/c. (PROVIDE L3x3x3/8 AT ROOF SUMPS)



**TYPICAL ROOF OPENING & RTU CURB SUPPORT DETAIL**  
(RE: S4.0)

- NOTE :
- 1) PROVIDE AT PERIMETER OF ALL ROOFTOP MECHANICAL UNITS AND ROOF OPENINGS LARGER THAN 12" SQ. AS REQUIRED.
  - 2) FOR OPENING LARGER THAN 6" UP TO 12" PROVIDE 2'-0"x2'-0"x0.071" STEEL PLATE WELDED TO DECK, OR SCREWED W/ SHEET METAL SCREWS @ 6" o/c. (PROVIDE L3x3x3/8 AT ROOF SUMPS)

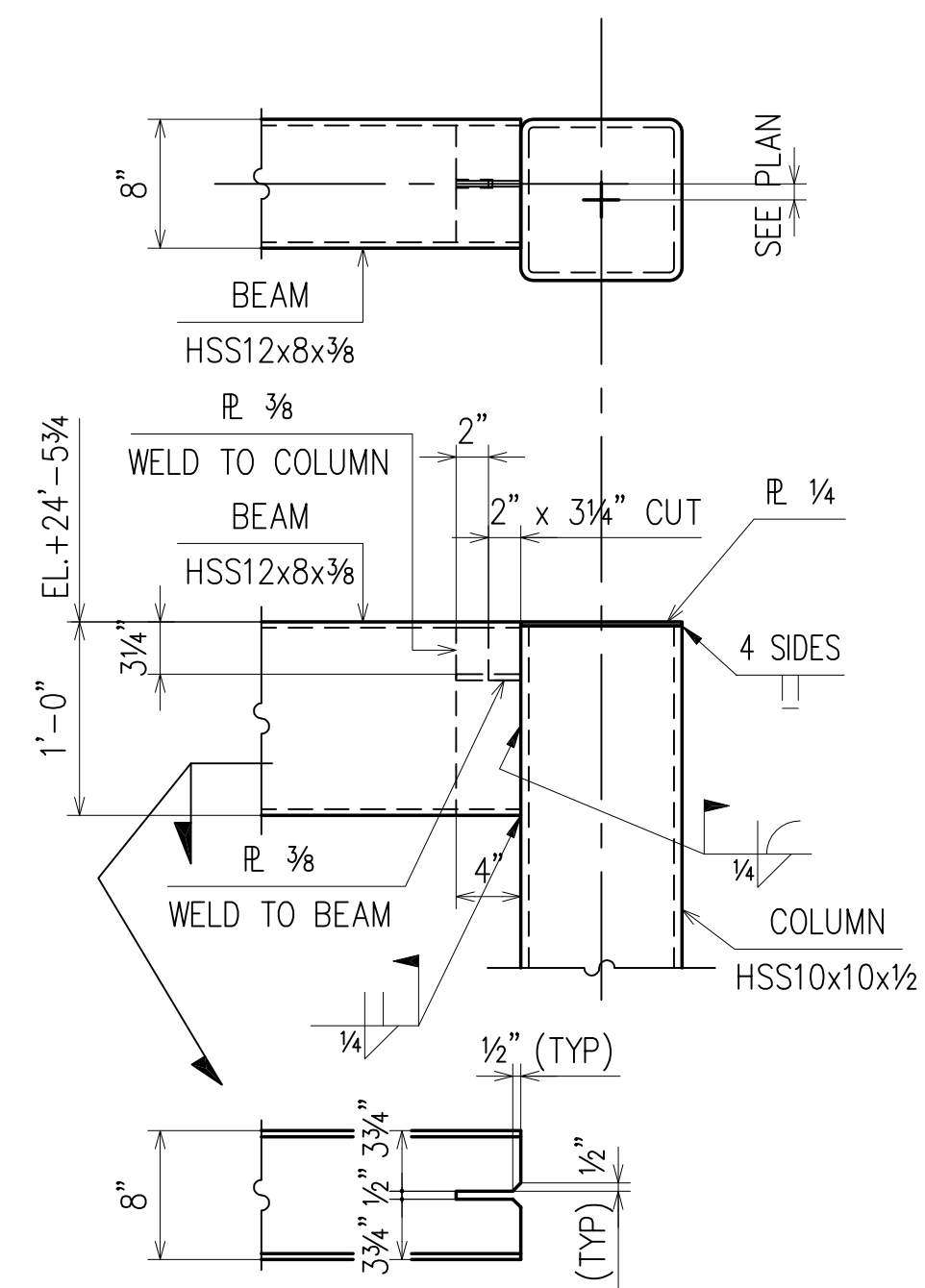
APPROVAL/REVIEW AUTHORITY:  
PLEASE REVIEW THIS DRAWING CAREFULLY  
IT REPRESENTS OUR INTERPRETATION OF THE INTENT OF  
THE CONTRACT DOCUMENTS. HOWEVER, THE STEEL  
FABRICATOR AND THE STRUCTURAL STEEL DETAILER  
ASSUME NO RESPONSIBILITY FOR THE ACCURACY OF THE  
INFORMATION SHOWN ON THIS DRAWING. THIS IS THE  
RESPONSIBILITY OF THE BUYER.  
  
IT WILL BE ASSUMED THAT ALL INFORMATION SHOWN  
HEREIN HAS THE AFFIRMATION OF THE APPROVAL  
AUTHORITY UNLESS NOTED TO THE CONTRARY ON THIS  
DRAWING WHEN IT IS RETURNED FROM APPROVAL.  
  
SUBSEQUENT CHANGES TO INFORMATION SHOWN ON  
THESE DRAWINGS AFTER FIRST SUBMISSION WILL BE  
CONSIDERED AS CONTRACT CHANGES.  
  
ADOPTED BY THE NATIONAL INSTITUTE OF STEEL DETAILING 1977.

PAIN:											FOR FIELD	
MATERIAL:											4th APPVL	
HOLES:			3/19	PER CHECK							3rd APPVL	
ELECTRODES:			10/30	FOR APPROVAL							2nd APPVL	
TOTAL WEIGHT	NO DATE	DESCRIPTION	NO DATE	DESCRIPTION							1st APPVL	
SC	BC	BCSC	REVISIONS						DATE	ISSUE		

DRAWINGS PREPARED BY:

DIVISION FIVE DETAILING INC.	
1770 Gallagher Drive	
Vineland, New Jersey 08360	
Phone: (856) 794-9474	
Fax: (856) 696-2027	

CUSTOMER:				CHERRY STEEL CORP.			
DRAFTER	D5	PROJECT:	ATLANTIC COUNTY INSTITUTE OF TECHNOLOGY	CONTRACT NO.			
DATE	9/29/09	LOCATION:	MAYS LANDING, NJ				415
CHECKED	BCF	DWG TITLE:	TYPICAL DETAILS	DWG NO.			
DATE							E34



**TYPICAL BEAM/GIRDER @ COLUMN**  
**FLEXIBLE MOMENT CONNECTION**  
 (RE : S4.1)

APPROVAL/REVIEW AUTHORITY:  
 PLEASE REVIEW THIS DRAWING CAREFULLY.  
 IT REPRESENTS OUR INTERPRETATION OF THE INTENT OF  
 THE CONTRACT DOCUMENTS. HOWEVER, THE STEEL  
 FABRICATOR AND THE STRUCTURAL STEEL DETAILER  
 ASSUME NO RESPONSIBILITY FOR THE ACCURACY OF THE  
 INFORMATION SHOWN ON THIS DRAWING. THIS IS THE  
 RESPONSIBILITY OF THE BUYER.

IT WILL BE ASSUMED THAT ALL INFORMATION SHOWN  
 HEREIN HAS THE AFFIRMATION OF THE APPROVAL  
 AUTHORITY UNLESS NOTED TO THE CONTRARY ON THIS  
 DRAWING WHEN IT IS RETURNED FROM APPROVAL.

SUBSEQUENT CHANGES TO INFORMATION SHOWN ON  
 THESE DRAWINGS AFTER FIRST SUBMISSION WILL BE  
 CONSIDERED AS CONTRACT CHANGES.

ADOPTED BY THE NATIONAL INSTITUTE OF STEEL DETAILING 1977.

PAINT:										FOR FIELD	
MATERIAL:										4th APPVL	
HOLES:			3/19	PER CHECK						3rd APPVL	
ELECTRODES:			10/30	FOR APPROVAL						2nd APPVL	
TOTAL WEIGHT			NO DATE	DESCRIPTION	NO DATE	DESCRIPTION				1st APPVL	
SC	BC	BCSC	REVISIONS				DATE	ISSUE			

DRAWINGS PREPARED BY:  
 DIVISION FIVE DETAILING INC.  
 1770 Gallagher Drive  
 Vineland, New Jersey 08360  
 Phone: (856) 794-9474  
 Fax: (856) 696-2027

CUSTOMER:  
**CHERRY STEEL CORP.**

DRAFTER D5	PROJECT: ATLANTIC COUNTY INSTITUTE OF TECHNOLOGY	CONTRACT NO.
DATE 10/19/09	LOCATION: MAYS LANDING, NJ	415
CHECKED BCF	DWG TITLE: TYPICAL DETAILS	DWG NO.
DATE		E.35

